

# BriskHeat<sup>®</sup>

Corporation



EDITION  
**15**

800-848-7673

614-294-3376

[BriskHeat.com](http://BriskHeat.com)

# BriskHeat<sup>®</sup> Core Technology

## Knitted & Braided Heating Element



### Features & Benefits

- Multi-stranded resistance wire is exceptionally flexible for maximum durability
- Braided insulating material offers high dielectric strength and is ideal for countless conditions
- Knitted element has excellent temperature uniformity and tremendous strength
- Variety of outer materials (silicone, high-temperature cloth...) produce heating products perfect for many environments
- Optional 360° braided ground shield offers 100% ground coverage for your safety

*Your Heating Specialist Since 1949*

Industries We Serve..... 5  
 How to Order ..... 10  
 Product Highlights ..... 12

**Heating Cable & Wire**

**Self-Regulating Heating Cable**

Introduction to Self-Regulating Heating Cable..... 20  
 SpeedTrace & SpeedTrace Extreme Pre-Assembled Self-Regulating Heating Cable ..... 21  
 SpeedTrace Roof & Gutter De-Icing Kits..... 23  
 Self-Regulating Cut-to-Length Heating Cable Selection Guide ..... 25  
 SLCBL Self-Regulating Heating Cable ..... 26  
 SLMCBL Mid-Temperature Self-Regulating Heating Cable..... 28  
 SLHCBL High-Temperature Self-Regulating Heating Cable ..... 30  
 End of Circuit LED Monitor Light Kit..... 32  
 SLCBL/SLMCBL/SLHCBL Connection/Termination Kits ..... 33  
 SLCBL Connection/Termination Kits..... 34  
 SLCAB Self-Regulating Heating Cable..... 36  
 SLMCAB Mid-Temperature Self-Regulating Heating Cable ..... 38  
 FM Approved SLCAB/SLMCAB Connection/Termination Kits..... 40  
 CSA Approved SLCAB/SLMCAB Connection/Termination Kits ..... 42  
 ATEX Approved SLCAB/SLMCAB Connection/Termination Kits..... 43  
 Junction Boxes & Monitor Light Kits..... 43



**Constant-Wattage Heating Cable**

Introduction to Constant-Wattage Heating Cable ..... 44  
 Constant-Wattage Heating Cable Selection Guide ..... 45  
 FE General-Purpose Constant-Wattage Heating Cable ..... 46  
 KE Harsh Environment Constant-Wattage Heating Cable ..... 47  
 KM Constant-Wattage Heating Cable ..... 48  
 KK Constant-Wattage Heating Cable ..... 49  
 FE Connection/Termination Kits..... 50  
 KE/KM/KK Connection/Termination Kits ..... 50  
 Heating Cable Accessories..... 51  
 Mineral-Insulated Heating Cable ..... 52  
 INSUL-LOCK® Flexible Closed Cell Pipe Insulation ..... 54  
 RWK/RWF/RWG Resistance Wire..... 56



**Heating Tapes/Cords**

Introduction to XtremeFLEX® Heating Tapes & Cords ..... 60  
 XtremeFLEX® Heating Tapes & Cords Selection Guide ..... 61  
 XtremeFLEX® Silicone Rubber Heating Tapes ..... 62  
 RKF/RKH XtremeFLEX® Long-Length Silicone Rubber Heating Tapes..... 64  
 RKP XtremeFLEX® Silicone Rubber Heating Tapes with Preset Thermostat ..... 65  
 XtremeFLEX® Silicone Rubber Heating Tapes with Adjustable Thermostat Control..... 66  
 XtremeFLEX® Silicone Rubber Heating Tapes with Time Percentage Control..... 68  
 CTL XtremeFLEX® Cut-to-Length Silicone Rubber Heating Tapes..... 69  
 XtremeFLEX® Insulated Cloth Heating Tapes ..... 70  
 BOO/BWO XtremeFLEX® Standard Insulated Cloth Heating Tapes ..... 72



BIH/BWH/BIH-G/BWH-D/BIHE XtremeFLEX® Heavy Insulated Cloth Heating Tapes .....	73
RH Plastic Bending Strip Heaters.....	75
HTC/HWC/HTCE XtremeFLEX® Heating Cords .....	76
Temperature Controllers & Accessories for Heating Tapes .....	78



## Heating Blankets

### Silicone Rubber Heating Blankets

Heating Blanket Selection Guide .....	80
Introduction to Heating Blankets/Pads.....	82
Examples of Silicone Rubber Heating Blanket Applications .....	83
SRL/SRP Heavy-Duty Silicone Rubber Heating Blankets .....	84
SRL/SRP/SRM Heavy-Duty Silicone Rubber Heating Blankets with Control.....	86
SRW Standard-Duty Silicone Rubber Heating Blankets .....	88
SRX Hazardous-Area Silicone Rubber Heating Blankets .....	90
SR Extra-Flexible Silicone Rubber Heating Blankets .....	91



### Specialty Heating Blankets

TSREH Enclosure Heaters.....	92
Introduction to Hopper Heating Solutions .....	93
Silicone Rubber Hopper/Custom Heater Options .....	94
MCH Metal Clad Hopper Heaters .....	95
FGH/SXH High-Temperature Heating Blankets .....	96
Etched Foil Heaters.....	97
Aluminum Foil Heaters.....	98
Temperature Controllers & Accessories for Heating Blankets.....	99



## Cloth Heating Jackets & Insulators

Eco Line Heating Jackets .....	102
Cloth Heating Jackets & Insulators .....	104
Cloth Heating Jackets .....	105
Cloth Jacket Design Options.....	106
Performance+ Heating Jackets.....	108
Components for OEMs & End Users.....	109
Custom Wet-Area Cloth Heaters & Insulators .....	110
WSP WinterShield™ Freeze Protection Heated Pockets.....	112
Cloth Jacket Insulators.....	114
Silver-Series 2 Insulators .....	115



## Container Heaters

### Drum & Pail Heaters

Introduction to Drum/Pail Heaters .....	120
Drum/Pail Heaters Selection Guide.....	121
Silicone Rubber Drum/Pail Heaters – Heavy Duty & Extra-Heavy Duty .....	122
Silicone Rubber Drum/Pail Warmers .....	124
Silicone Rubber Drum/Pail Heaters.....	125
Hazardous-Area Rated Silicone Rubber Drum Heater .....	126



General-Purpose Full-Coverage Drum/Pail Heaters & Insulators ..... 128  
 Wet-Area Full-Coverage Drum/Pail Heaters & Insulators ..... 131  
 Drum Immersion Heaters ..... 133  
 ATEX Full-Coverage Drum Heater ..... 134

**Tote Tank/IBC Heaters**

General-Purpose Wraparound Tote Tank/IBC Heaters & Insulators ..... 135  
 Wet-Area Wraparound Tote Tank/IBC Heaters & Insulators ..... 137  
 Tote Tank/IBC Immersion Heaters ..... 139  
 ATEX Wraparound Tote Tank/IBC Heaters ..... 140  
 Silicone Rubber Tote Tank/IBC Heaters & Control ..... 141  
 Gas Cylinder Warmers ..... 142  
 ATEX Gas Cylinder Heaters ..... 144



**Temperature Controllers & Sensors**

Temperature Controllers Selection Guide ..... 146

**PID Digital Temperature Controllers**

**LYNX** PID Temperature Control System ..... 148  
**LYNX** PID Temperature Control System Operator Interface (OI) ..... 150  
**LYNX** Components ..... 151  
**LYNX** PID Temperature Control Sets ..... 155  
 MPC2 Multi-Point Digital PID Temperature Control Panel ..... 157  
 SDX Digital PID Benchtop Temperature Controller ..... 160



**Digital Temperature Controllers**

SDC Digital On/Off Benchtop Temperature Controller ..... 161  
 SDCE Digital On/Off Benchtop Temperature Controller ..... 162  
 HL101 Digital Temperature Limit Controller ..... 163  
 Temperature Controllers with Heater Bundles ..... 164  
 TC4000 High-Capacity Wet-Area Digital Temperature Controller ..... 165  
 TC4X Digital Temperature Controller in NEMA 4X Enclosure ..... 166  
 BH-330 In-Line Temperature Controller & BH-310 Remote Control ..... 167  
 BH-510 & BH-610 Outdoor Digital Controllers with Fast-Adaptive-Tuning ..... 168  
 TTD Digital On/Off Thermocouple Temperature Controller ..... 170  
 ATEX Hazardous-Area Digital Controller with Limiter ..... 171  
 BH2100 Smart Controller ..... 172



**Analog Temperature Controllers**

TD101 Automatic On/Off Thermostat Control ..... 173  
 TB110 Hazardous-Area Bulb & Capillary Temperature Controller ..... 174  
 TB261N Ambient Sensing Capillary Temperature Controller ..... 183  
 TB250N All-Purpose Bulb & Capillary Temperature Controller ..... 176  
 TB4000 High-Capacity Bulb & Capillary Temperature Controller ..... 177



**Miscellaneous Temperature Controllers & Accessories**

TSO Portable Bulb & Capillary Temperature Controller ..... 178  
 TPO Portable Time Percentage Controller ..... 179  
 Power Plugs & Connector Information ..... 180  
 Standard Sensor Options ..... 181



## Heating Mantles & Beakers

Heating Mantles for Laboratory Flasks .....	184
Metal-Housed Heating Mantles .....	185
Cloth Heating Mantles for Ring Stands .....	187
Tabletop Cloth Heating Mantles .....	190
Silicone Rubber Beaker Heaters .....	191



## Composite Curing

ACR® 3 Hot Bonder .....	194
ACR® MiniPRO™ Hot Bonder .....	197
ACR®3 & ACR® MiniPRO™ Accessories .....	199
Tabletop Composite Curing Controller .....	200
Composite Curing Heating Blankets .....	201
Silicone Rubber Composite Curing Heating Blankets .....	202
Silicone Rubber Composite Curing Heating Blankets with Vacuum Seal .....	204
Radome Composite Curing Heating Blankets .....	205
High-Temperature Composite Curing Heating Blankets .....	206
Plugs for Composite Curing Heating Blankets .....	207
Aircraft Non-Destructive Testing (NDT) Kits .....	208
Hot Air Gun Curing System .....	210
Vacuum Curing/Debulking Table .....	211
Vacuum Bagging Materials .....	214



## Mica, Cartridge, & Immersion Heaters

Mica Heaters .....	216
Mica Band & Nozzle Heaters .....	217
Cartridge Heaters .....	219
Immersion Cartridge Heaters .....	224
Screw Plug Immersion Heaters .....	225
Screw Plug Heater Selection Guide .....	226



## HVAC/Plumbing

Hot Water Heater Elements & Tune-Up Kits .....	228
SureStart Compressor Soft Starters .....	229
Crankcase Heaters for HVAC/R Compressors .....	230
HotBelt™ Wraparound Refrigerant Jug Warmer .....	231
Evapoway™ Tubular Condensate Evaporator Pans .....	232
Evapoway™ PTC Condensate Evaporator Pans .....	234



## Appendix

Glossary of Terms .....	237
Heating Application Questionnaire .....	238
Terms and Conditions .....	240

## Aerospace/Aviation

Bird strikes, rock damage, and stress fractures are common causes of aircraft damage. BriskHeat's composite curing solutions, such as hot bonders and silicone rubber heating blankets allow for fast and easy repairs to aircraft composite pieces. Using the easily transportable ACR® series hot bonders and a properly sized silicone rubber heating blanket, these repairs can be made on-site without removing or shipping pieces out. This reduces AOG time. Radome curing blankets are available for all aircraft models. BriskHeat can also help with moisture detection in elevators and other aircraft components. Using BriskHeat NDT kits, end-users can perform these tests without damaging the component being tested. Freeze protection products such as heating cable and insulators are utilized in airport hangers. Wet-area cloth heaters are used to maintain the accuracy of temperature sensitive instruments.



## Agriculture/Farming/Ranching

Agriculture and ranching are two examples of industries concerned with freeze protection. BriskHeat's self-regulating heating cable and silicone rubber heating blankets easily prevent freezing of water lines, tanks, and troughs used for irrigation and livestock watering. These can also be used to increase crop yields and extend growing seasons by heating soil or providing heat for seed germination. And BriskHeat has a full line of wet-area/outdoor-rated cloth heating blankets too. Harvesting and bottling honey is faster and easier when container heaters are used to reduce viscosity. Apiaries are capable of higher production when honey is extracted using heaters on the spinning equipment. Ranchers can use safe, low-temperature heaters to provide warmth in areas inhabited by newborns.



## Analytical Instrumentation/Laboratory

BriskHeat's laboratory and heating products can heat everything from small analytical instruments to large gas chambers. Our off-the-shelf heating solutions provide energy efficiency, rapid heat-up time, high-temperature capabilities, and temperature control to meet the needs of each application. Heaters are used for evaporating liquids in samples, promoting chemical reactions, distillation, and sterilization. Common BriskHeat solutions include heating tapes, heating cords, mantle heaters, beaker heaters, heating blankets, temperature controllers, and a high-limit cutoff controller. There is even a hard-sided mantle with built-in stir bar.



## Asphalt/Concrete

Asphalt or bitumen is a thick petroleum-based product mixed with aggregate such as stone. Manufacturers must maintain their asphalt's working temperatures between 90-150°C (200-300°F) to ensure thorough mixing. Constant-wattage heating cable for pipes and silicone rubber heating blankets for vessels help asphalt manufacturers maintain the required heating level. Concrete manufacturers often use products called admixtures and water as parts of their mixing process. These products may be stored in 55-gallon drum or IBC/tote tanks and must stay warm to ensure proper setting of the material. BriskHeat's full line of drum heaters and IBC/tote tank heaters are used to maintain the temperature. Immersion heaters can preheat mixing water to offset cold temperatures of concrete stored outdoors in winter.



## Chemical Processing/Extractions

Chemical Processing companies must often lower the viscosity of chemicals such as polymers and resins to enhance flow efficiency. Common products to solve viscosity issues, include BriskHeat's heating cable, IBC/tote tank heaters, drum heaters, and silicone rubber container heaters. Constant wattage heating cable is especially popular to keep chemicals at elevated temperatures, sometimes several hundred degrees, while flowing through pipes. Heating tapes, insulators, and mantle heaters are utilized in distillation and extraction processes to refine natural herbal products used in liquid preparations. Silicone rubber heating blankets are often installed on speed dryers and hoppers to dry and dispense bulk solid chemicals. They are also used around mixing chambers to maintain chemical reactions or provide for more homogeneous mixing.



## Composites/Epoxies/Resins

Composite panels may consist of prepreg sheets, trimmed to fit in forms, but may also be layers of fiberglass, cloth, and resin. Easily heat and compress composite parts in one step with BriskHeat's vacuum/debulking table. Its single set-up greatly reduces overall time and cost associated with traditional debulking and autoclave curing of composite materials. Vacuum is used to remove gases escaping from the material and ensure the materials conform to the desired shape. The ramp/soak temperature controller is used to follow the heating cycle programmed by the operator for curing the material. Heated tables are used in both prototyping and manufacturing. BriskHeat's ACR® and silicone rubber blankets are perfect for curing adhesives required to bond parts together in assembly applications. And blankets are highly flexible to accommodate unique shapes.



## Construction

Freeze protection can be an area of concern in the Construction Industry. Easily prevent water lines and tanks from freezing with BriskHeat's self-regulating heating cable and silicone rubber heating blankets. Self-regulating heating cable can be used to melt snow and ice on structures. Heaters can be used to warm batteries on heavy construction machinery as well as containers of caulk, putty, and spray foam for easier use. Improve weld quality with BriskHeat heaters to preheat pipes prior to welding. And Insul-Lock® foam insulators reduce heat loss and save energy.



## Consumer/Residential

BriskHeat offers roof and gutter heating cable kits that can be installed to prevent snow and ice build-up on homes, garages, barns, and other structures. Home hobbyists use BriskHeat heaters for everything from home brewing to melting wax for candles. Heating tapes prevent exterior water pipes and rain barrels from freezing. Insul-Lock® foam insulators are designed for safety as well as energy efficiency. Flat panels can be cut to fit around duct work. Pipe insulators fit securely around pipes; with special shapes to insulate tees and elbows.





## Cosmetics/Personal Care

Process heating and viscosity control are especially important to the cosmetic and personal care industries. BriskHeat provides silicone rubber and custom cloth heaters to ensure proper melting, emulsifying, blending, and container filling of creams and lotions. Heating tapes and insulators are used to heat interconnecting piping to reduce or maintain low viscosity as fluids are transported between processing machines. Other heaters are used to remove moisture from powders. These systems can be easily controlled with BriskHeat's multi-zone temperature control equipment. Laboratory heaters such as Griffin beaker heaters, round bottom flasks, and other mantle heaters, are used by our customers during the product development phase or for quality monitoring.



## Energy/Power Generation

BriskHeat heaters maintain steam temperature and pressure required to drive the turbine in Cogeneration Power Plants. Condensation is a concern for waste-to-energy and coal-burning generators that use hopper systems to capture fly-ash during the burning process. BriskHeat offers a full line of both metal-clad and silicone rubber heaters which will both solve the condensation issue and meet all regulatory requirements. Mineral Insulated (MI) cable, capable of heating temperatures up to 1832°F (1000°C) can heat steam in methane reformation to produce hydrogen. Compressor soft starters are used in residential solar power systems to prevent current overload. As demand increases for battery or fuel cell powered vehicles, BriskHeat's products will be part of the solution.



## Food & Beverage Processing

Food Processing companies need to prevent condensation, so food preparation areas are not contaminated. BriskHeat's silicone rubber heating tapes and blankets will create temperature equilibrium, thus eliminating condensation. In applications where ingredients must be heated to reduce viscosity, BriskHeat's IBC/tote tank heaters, drum heaters, heating cable, and silicone rubber heating blankets can be utilized. These can also be used to melt shortening, wax, chocolate, and similar ingredients. BriskHeat's high-temperature heaters produce steam for food preservation, sterilization, and pasteurization. Aluminum foil heaters are perfect for restaurants to keep food hot until ready to be served. Anti-condensate pans evaporate water caused by condensation in coolers and display cases.



## Gas Handling

Gas Handling/Processing companies use gas cylinders to store and dispense many types of gas. BriskHeat's gas cylinder warmers are used by consumers to increase the cylinders' temperature and maintain the proper gas pressure. This allows a much higher percentage of the gases to dispense. Both general-purpose and hazardous-area rated warmers are available. Custom cloth heating jackets prevent gases from condensing. This prevents corrosion that can clog nozzles, contaminate processes, and change gas properties. Heaters are often utilized in outdoor equipment for gas analysis. They can also be used to control vaporization of liquid fuels such as propane, butane, and natural gas.



## Gas & Oil

Secondary oil recovery requires heated steam to extract thicker deposits or deeper reserves. Mineral Insulating (MI) cable is a perfect high-temperature, outdoor heating solution used in the Oil & Gas industry. Oil companies often require freeze protection for their pipelines containing oil and other liquid by products. To protect these lines, they use BriskHeat's self-regulating heating cable. It is easy-to-install, extremely rugged, has long circuit lengths up to 201 m (660 ft) and rated for use in hazardous areas. They may use silicone rubber blankets and custom cloth heating jackets on vessels for viscosity control. Heating tapes and cables are also used to prevent condensation in gas lines.



## Heavy Industry/Mining

Heavy industry is characterized as manufacturing operations requiring large machines. Often these operations are related to metal processing, foundries, mining, or other enterprises that are classified as hazardous environments. BriskHeat hazardous-area blankets, cables, and controllers can be used in the harshest environments where dust and combustible gases may be present. Heaters are used to keep batteries warm for quick starting of machines. Self-regulating cable is often used for freeze protection and viscosity reduction of process fluids and lubricating oils. High-temperature heaters mounted to conveyor systems are used for removing moisture from ore. Outdoor controllers are built rugged to resist vibration.



## HVAC

HVAC contractors and technicians routinely need BriskHeat products to complete daily tasks. Examples include jug warming to keep refrigerant warm during servicing, compressor soft starters to reduce inrush current, water heater elements for replacements, and blankets for emergency de-icing. Crankcase heaters are used on compressors, heat pumps, and chillers to prevent condensation. Additionally, BriskHeat offers condensate evaporation pans that are perfect for roof mounted air conditioning units or other areas where drain lines are not available. Insul-lock foam insulators can be used on hot water pipes and ductwork to reduce heat loss and save money.



## Injection Molding/Plastics/Rapid Prototyping

Many injection molding operations melt plastic pellets into a liquid before injecting them into plastic-forming molds. BriskHeat's band and cartridge heaters are a popular choice in this application. They have very high-watt densities, high-temperature capabilities, exceptional heat transfer, and can be made in hundreds of sizes and configurations to meet unique requirements. 3D printers allow for rapid prototyping of parts from various polymers supplied as ground pellets or continuous filaments. Not only do the deposition nozzles require heat, but many of the materials require heated printer beds to produce quality parts. BriskHeat's etched foil or silicone rubber heaters can replace OEM heaters or add heat to older machines.



## Life Science/Medical/Pharmaceutical

BriskHeat etched foil heaters are used in incubators for maintaining body temperature and growing petri-dish samples. They are used in medical equipment for operations such as heating fluids, processing samples, and sterilizing instruments. BriskHeat lab equipment heaters such as flask heaters, beaker heaters, and cords have allowed for research and development of critical preparations such as medicines and vaccines. Hard-sided mantle heaters with magnetic stirrers provide for more homogeneous preparations. Silicone heaters and temperature controllers are used for small batch pharmaceutical manufacturing. Our HL101 High-limit cutoff adds safety to heating operations.



## Manufacturing

BriskHeat's products are used for a wide variety of applications in both light and heavy manufacturing companies. Immersion heaters can be inserted into tote tanks, drums, and other containers for freeze protection or heating of contents. Surface heaters are used on vessels and hoppers to reduce the viscosity of lubrications, heat metal surfaces for annealing or welding preparation, facilitate chemical reactions, dry solids, distill liquids and so much more. Our insulators are used by companies to reduce energy costs and provide more consistent results on manufactured products. BriskHeat's wide variety of product offerings allow us to customize a solution to specific surface heating application needs.



## Paper & Pulp Mills

Paper & Pulp and Packaging manufacturers often use enzymes and glue that are stored in IBC/tote tank containers. BriskHeat's IBC/tote tank heaters can help maintain the proper temperature so they can be effectively pumped to the plant location for use. Drum and immersion heaters are used to heat fluids stored in unheated areas up to the required use temperatures. Heating tapes and jackets can help to reduce moisture in fuel and process gases to dry paper. Many packaging applications require heat to complete the process, and cartridge heaters are a popular choice. They are used to heat-seal plastics around the product.



## Semiconductor, Flat Panel, & Photovoltaic/Solar

Semiconductor, Flat Panel, and Photovoltaic/Solar companies use custom cloth heating systems on gas delivery, foreline, and exhaust pipelines to prevent condensation which could cause clogging. BriskHeat cloth heating jackets are designed to provide precise heat and insulation, are easy to install and remove, and have exceptional longevity and durability. They meet SEMI S2 standards and can be used in Class 10 and Class 100 Cleanrooms. When used with a LYNX® temperature control system, maintenance costs are decreased, and production is increased through superior temperature uniformity.



## Transportation

BriskHeat's ACR® hot bonder paired with flexible silicone rubber blankets are used during the manufacturing of boats, transit vehicles, cars, and aviation equipment. Blankets cure adhesives used to seal windows in boats. They are also ideal for repairing cracks in fiberglass and resin parts utilized in various vehicles. Container heaters are capable of slowly heating epoxies and resins stored at lower temperatures. Vacuum curing and debulking tables are used to make prototype parts, in production manufacturing, and repair damaged pieces. Resistance wire heaters can prevent ice from forming on rail tracks under bridges.



## Water/Wastewater Treatment

Wastewater is a by-product of many industrial processes such as refining, gas conditioning, sewage treatment, food processing, and more. Wastewater Treatment Facilities (WWTFs) often need to protect various components within their facilities against freezing conditions. BriskHeat's self-regulating heating cable or silicone rubber heating blankets, help to prevent water in tanks, pipes, and vessels from freezing. Dehydration or dewatering of the sludge removes most of the mechanical water which is further processed and returned to the environment. Heaters can be used to evaporate water to decrease the volume to be treated. Waste liquids can be used as fuels for incineration of solids. Nozzle heaters and heating tapes reduce liquid viscosity for more effective heating and Silver Series 2 Insulators are easily installed and removed, and suitable for outdoor use. Plants producing sustainable fuels such as landfill or biogases use heat to prevent condensation after the water is removed for treatment.



# Ordering Information

## EASY WAYS TO ORDER

1. Contact your local distributor. Check [BriskHeat.com](http://BriskHeat.com) to locate a local distributor.
2. Call BriskHeat® at 800-848-7673 or 614-294-3376. We have a staff of application specialists to solve your unique needs.
3. Order online at [BriskHeat.com](http://BriskHeat.com) - 24/7.

***Solving thousands of worldwide heating applications for more than 70 years!***

## PAYMENT TERMS

### Credit Card Options



### Net 30 Option

Net 30 Terms are available to qualified companies. Please contact your Account Manager for additional details.



**Visit us online at [BriskHeat.com](http://BriskHeat.com) to view our DEMONSTRATION & HOW-TO VIDEOS**

**Follow Us On**



**BriskHeat Video Channel**

[www.youtube.com/BriskHeat](http://www.youtube.com/BriskHeat)



[www.facebook.com/BriskHeatCorp](http://www.facebook.com/BriskHeatCorp)




[www.linkedin.com/company/2692976](http://www.linkedin.com/company/2692976)



[www.twitter.com/BriskHeat](http://www.twitter.com/BriskHeat)

## WinterShield™ Freeze Protection Heated Pockets

- Creates a pocket of warmth to protect devices against extreme cold



Page  
112

## Wet-Area Wrap-Around Tote Tank/IBC Heaters & Insulators

- Extra-durable, water resistant design for outdoor/indoor use and wash-down environments



Page  
137

## SDX Digital PID Temperature Controller

- 4-key touch pad interface
- Affordable, compact



Page  
160

## Drum Immersion Heaters

- Maximum thermal efficiency – Twice the heat-up rate compared to standard wrap-around heaters



Page  
133

## TC4000 High-Capacity Wet-Area Digital Temperature Controller

- Suitable for outdoor, indoor, or washdown industrial environments
- Ideal for applications up to 60 amps



Page  
165

## Wet-Area Full-Coverage Drum/Pail Heaters & Insulators

- For indoor/outdoor use and wash-down environments – IP54
- Insulated, full-coverage design



Page  
131

## BH-510/610 Outdoor Digital Controller with Fast-Adaptive-Tuning



Page  
**168**

- Outdoor and wet-area use
- 4-key touch pad interface

## XtremeFLEX® Silicone Rubber Heating Tapes with Adjustable Control

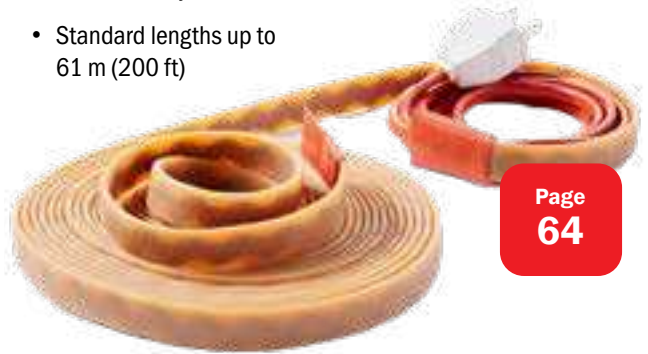
- Extremely flexible – Heats a wide range of objects quickly



Page  
**66**

## XtremeFLEX® Long-Length Silicone Rubber Heating Tapes


- Exceptional flexibility and durability
- Standard lengths up to 61 m (200 ft)



Page  
**64**

## Aluminum Foil Heaters

- Low cost solution
- Custom shapes and sizes



Page  
**98**

## Etched Foil Heaters

- Ultra-thin profile
- High-watt densities
- Uniform heat distribution
- Very fast thermal response time



Page  
**97**

## LYNX PID Temperature Control System

- PID temperature control system comprised of up to 1,024 zones.
- Easy to use Operator Interface



Page  
148

## Mica Band & Nozzle Heaters

- High-Temperature Heaters for cylindrical surfaces
- Available in one-piece or two-piece construction along with a variety of diameters, widths, voltages, and wattages clamp styles and power connections



Page  
217

## Cartridge Heaters

- Swaged for greater thermal conductivity, making them very efficient.



Page  
220

## HL101 Digital Benchtop Temperature Limit Controller

- Provides high-limit cutoff protection
- Plug-and-play benchtop design



Page  
163

## XtremeFLEX® Insulated Cloth Heating Tapes

- Exceptional flexibility and durability
- Rapid thermal response



Page  
70

## End of Circuit LED Monitor Light Kits

- Super bright green or red LED lights
- Approved for ordinary and hazardous-area locations



Page  
32

## Screw Plug Immersion Heaters

- Ratings and sizes other than those listed are available
- Brass, steel, or stainless steel screw plugs in 1", 1¼", 2", and 2½" sizes



Page  
225



## Silicone Rubber Heating Blankets

- Thin, low-profile, silicone blankets with single to three-strand resistance wire



Page  
**88**

## Insul-Lock® Flexible Closed Cell Pipe Insulation

- Flexible closed cell pipe insulation
- Mold and mildew resistant non-porous, fiber-free foam insulation



Page  
**54**

## SureStart Compressor Soft Starters

- Reduces inrush start-current by up to 70%
- Single or three phase



Page  
**229**

## Crankcase Heaters

- Flexible and easy to install
- Rapid heat-up



Page  
**230**

## Evapoway Anti-Condensate Pans

- Eliminates condensation water in commercial refrigeration, HVAC, and vertical transportation (elevators)



Page  
**232**

## Hot Water Heater Replacement Elements

- Replacements for most brands, including common AO Smith/Apcon
- Simplifies electric water heater diagnostics and repair



Page  
**228**

## Silver-Series 2 Insulators

- Removable and reusable - Easy to install
- Configurable system for a wide range of pipe and tank systems



Page  
**115**



## ATEX Hazardous-Area Heating

- Ideal for a wide range of hazardous-area drum heating applications - ATEX gas and dust
- Fully insulated and water resistant - Suitable for use in outdoor or wet environments - IP65 rated

Page  
**134**

## ATEX Hazardous-Area Digital Controller with Limiter

- ATEX certified for hazardous areas
- Controller and limiter in one enclosure



Page  
**171**

## XtremeFlex® Heating Cords



Page  
76

- High-temperature grounded, CE approved
- Designed for use on small tubes, vessels, or any application where space is limited

## Heavy-Duty Silicone Rubber Heating Blankets with Control

- Built-in adjustable temperature control
- Mid-temperature design will not overheat contents



Page  
86

## Heating Mantles for Laboratory Flasks

- Uniform heat distribution for round bottom flasks – Temperatures up to 450°C (842°F)

Page  
184



## Silicone Rubber Beaker Heaters

- Provides even heat for Griffin and standard beaker heating applications
- Grounded, CE approved

Page  
192



## ACR® 3 Hot Bonder

- Full-color touchscreen interface
- Dual vacuum system – built-in electric pump and vacuum venturi for each zone

Page  
194



## Vacuum Curing/Debulking Table

- Heat and vacuum in one easy step for debulking and curing composite parts
- Single setup greatly reduces overall time and cost associated with traditional debulking and autoclave curing

Page  
**211**



## MPC2 Multi-Point Digital PID Temperature Control Panel

- Fully configurable for enclosure material, sensor type, voltages, alarms, communication, and safety options
- Configure with one to dozens of zones

Page  
**157**



## Cloth Heating Jackets

- Long service life. BriskHeat's typical heating jacket life is 10+ years.
- Easy on-off installation with durable and reusable hook & loop fasteners

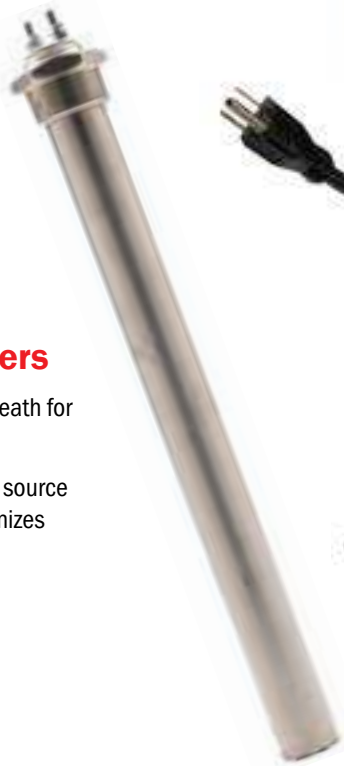
Page  
**110**



Page  
**224**

## Immersion Cartridge Heaters

- 316 stainless steel sheath for corrosion resistance
- Fine wire internal heat source close to sheath, maximizes heat transfer



## SpeedTrace Self-Regulating Heating Cable

- Automatically adjusts heat output based upon surface temperature
- Can be safely overlapped and insulated

Page  
**21**



# HEATING CABLE & WIRE



**BriskHeat**

## INTRODUCTION TO SELF-REGULATING HEATING CABLE


### Features & Benefits

- ▶ Automatically adjusts heat output based upon surface temperature
- ▶ Can be safely overlapped and insulated
- ▶ Ideal for long runs
- ▶ Can be cut-to-length at job site
- ▶ Temperatures up to 121 °C (250 °F)
- ▶ Wide range of applications
  - Pipe tracing
  - Vessel tracing
  - Freeze protection
  - Viscosity control
  - Low temperature process maintenance
  - Roof and gutter
  - Ordinary locations
  - Hazardous locations



Temperatures  
Up to  
121 °C (250 °F)

### How Self-Regulating Heating Cable Works



The semi-conductive core material contains a graphite network, which allows electricity to flow from one bus wire to the other. When the core is dense and colder, there are many paths for electricity to take through the graphite network, producing more heat.

Since the core material expands as it heats, the graphite network is elongated, disrupting some of the paths. More and more paths are disrupted as heating continues until the system reaches self-

controlled thermal stability. When the core material cools, it contracts, reconnecting some of the electrical paths in the graphite network, and more equivalent heat is produced.

This temperature response occurs independently at each point along the heater. If an externally produced high temperature occurs next to a low temperature in the cable, each section of heating cable will adjust its own heat output in relation to its own local requirements.

## SPEEDTRACE & SPEEDTRACE EXTREME PRE-ASSEMBLED SELF-REGULATING HEATING CABLE

### Features & Benefits

- ▶ Ideal for freeze protection and thawing metal or plastic pipes and valves
- ▶ Easy-to-install: Pre-assembled with choice of plug
- ▶ Safe to overlap and insulate
- ▶ Automatically adjusts heat output based on surface and ambient temperature
- ▶ Suitable for temperatures down to: -40°C (-40°F)
- ▶ Outdoor and indoor use

### Specifications

**Supply Voltage:** 110-120 VAC; 208-277 VAC

**Wattage at 10°C (50°F):**

- SpeedTrace: 16 watts/m (5 watts/ft)
- SpeedTrace Extreme: 26 watts/m (8 watts/ft)
- SpeedTraceCE: 17 watts/m (5 watts/ft)

**Maximum Exposure Temperature:** 65°C (150°F)

**Outer Jacket Material:** Moisture and flame resistant thermoplastic elastomer

**Bus Wire Gauge:** 16 AWG

**Power Cord:**

- 110-120 VAC: 1,8 m (6 ft) long with 3-prong grounded NEMA 5-15P plug
- 208-277 VAC (SpeedTrace & SpeedTrace Extreme): 0,76 m (2,5 ft) long with bare wire leads
- 230 VAC (SpeedTraceCE): 0,76 m (2,5 ft) long with Schuko (CEE 7/7) plug



Plug & Play

**NEW!**



**New and Improved** power-indicating light let's you know heater is working



SpeedTrace & SpeedTrace Extreme Series



SpeedTraceCE series



## SPEEDTRACE & SPEEDTRACE EXTREME PRE-ASSEMBLED SELF-REGULATING HEATING CABLE

### Features & Benefits

- ▶ Ideal for freeze protection and thawing metal or plastic pipes and valves
- ▶ Easy-to-install and pre-assembled with choice of plug
- ▶ Safe to overlap and insulate
- ▶ Automatically adjusts heat output based on surface and ambient temperature
- ▶ Suitable for temperatures down to: -40 °C (-40 °F)
- ▶ Outdoor and indoor use



**New and Improved**  
power-indicating light lets you know heater is working

### Specifications

**Supply Voltage:** 110-120 VAC; 208-277 VAC

**Wattage at 10 °C (50 °F):**

- SpeedTrace: 16 watts/m (5 watts/ft)
- SpeedTrace Extreme: 26 watts/m (8 watts/ft)
- SpeedTraceCE: 17 watts/m (5 watts/ft)

**Maximum Exposure Temperature:** 65 °C (150 °F)

**Outer Jacket Material:** Moisture and flame resistant thermoplastic elastomer

**Bus Wire Gauge:** 16 AWG

**Power Cord:**

- 110-120 VAC: 1,8 m (6 ft) long with 3-prong grounded NEMA 5-15P plug
- 208-277 VAC (SpeedTrace & SpeedTrace Extreme): 0,76 m (2,5 ft) long with bare wire leads
- 230 VAC (SpeedTraceCE): 0,76 m (2,5 ft) long with Schuko (CEE 7/7) plug



**Plug & Play**



SpeedTrace & SpeedTrace Extreme Series



SpeedTraceCE series

### Ordering Information

#### SpeedTrace

16 watts/m @ 10 °C  
(5 watts/ft @ 50 °F)

#### SpeedTrace Extreme

26 watts/m @ 10 °C  
(8 watts/ft @ 50 °F)

**60%  
MORE  
WATTAGE**

#### SpeedTraceCE

17 watts/m @ 10 °C  
(5 watts/ft @ 50 °F)

Part No. 110-120 V	Part No. 208-277 V	Length m (ft)
FFSL1-6	FFSL2-6	1,8 (6)
FFSL1-12	FFSL2-12	3,7 (12)
FFSL1-18	FFSL2-18	5,5 (18)
FFSL1-24	FFSL2-24	7,3 (24)
FFSL1-37	FFSL2-37	11,3 (37)
FFSL1-50	FFSL2-50	15,2 (50)
FFSL1-62	FFSL2-62	18,9 (62)
FFSL1-75	FFSL2-75	22,8 (75)
FFSL1-87	FFSL2-87	26,5 (87)
FFSL1-100	FFSL2-100	30,5 (100)
FFSL1-125	FFSL2-125	38,1 (125)
FFSL1-150	FFSL2-150	45,7 (150)

Part No. 110-120 V	Part No. 208-277 V	Length m (ft)
FFSL81-6	FFSL82-6	1,8 (6)
FFSL81-12	FFSL82-12	3,7 (12)
FFSL81-18	FFSL82-18	5,5 (18)
FFSL81-24	FFSL82-24	7,3 (24)
FFSL81-50	FFSL82-50	15,2 (50)
FFSL81-75	FFSL82-75	22,8 (75)
FFSL81-100	FFSL82-100	30,5 (100)

Part No. 230 V	Length m (ft)
FFSLE2-2M	2 (6,6)
FFSLE2-4M	4 (13,1)
FFSLE2-8M	8 (26,2)
FFSLE2-16M	16 (52,5)



SpeedTraceCE series with 2-prong Schuko (CEE 7/7 plug)



120 VAC SpeedTrace & SpeedTrace Extreme with 3-prong NEMA 5-15 plug (208-277 VAC includes bare wire leads)



Safe to overlap & insulate

Secure the unit with adhesive tape, wrap with insulation, and plug it in.

Heating Cable

Adhesive Tape



## SPEEDTRACE ROOF & GUTTER DE-ICING KITS

### Features & Benefits

- ▶ Durable, long lasting professional-grade self-regulating heating cable
- ▶ Suitable for residential, commercial, and industrial roofing applications
- ▶ Ideal for melting snow and de-icing roofs, gutters, and downspouts
- ▶ Easy-to-install: Pre-assembled with choice of 3-prong grounded plug (NEMA 5-15P) or bare wire leads
- ▶ Kit includes: SpeedTrace heating cable, downspout hanger brackets, roof clips, and UV resistant ties

### Specifications

**Supply Voltage:** 110-120 VAC, 208-277 VAC

**Nominal Wattage:**

- 16 watts/m (5 watts/ft) at 10°C (50°F)
- 33 watts/m (10 watts/ft) at 0°C (32°F) in ice and snow

**Minimum Exposure Temperature:** -40°C (-40°F)

**Maximum Exposure Temperature:** 65°C (150°F)

**Outer Jacket:** Moisture and flame resistant Thermoplastic outer jacket

**Bus Wires:** 16 AWG

**Power Cord:**

- 110-120 VAC: 1,8 m (6 ft) power cord with 3-prong grounded plug (NEMA 5-15P)
- 208-277 VAC: 0,76 m (2,5 ft) power cord with bare wire leads



**Complete kit includes everything you need!**



## SPEEDTRACE ROOF & GUTTER DE-ICING KITS

### Installation Requirements

#### Suitable for

- Standard pitched roofs with or without gutters
- Standard roofing materials including shingle, shake, rubber, tar, wood, metal and plastic roofs
- Gutters & downspouts made from standard materials including metal and plastic

#### Not Suitable for

- Flat, slate, stone, ceramic, composite tar/gravel roofs

#### Electrical Requirements

- GFCI protected circuit, local code approved outlet (power source) within close proximity to the heating cable starting point, and protected from the weather

### Measuring Heating Cable Length for Roof & Gutter De-Icing

Use the equation below to calculate heating cable length:

Cable Required for Roof = (R x M) + G + D

(R) Roof Edge Length (linear length of roof to protect)

(M) Multiplier from table to the right

(G) Gutter Length

(D) Downspout Length (X2 if heating cable returns back to gutter)

Heating Cable Kit Length Required [Round up to the nearest kit size]



**M = Length of cable per foot (meter) of roof edge**

Roof Overhang [Eave/Soffit] mm (in)	Standard Roof [M] m (ft)	Standing Seam Roof 457 mm (18 in) Seam [M] m (ft)	Standing Seam Roof 610 mm (24 in) Seam [M] m (ft)
None	0,61 (2)	0,76 (2,5)	0,61 (2)
305 (12)	0,85 (2,5)	0,85 (2,8)	0,73 (2,4)
610 (24)	0,91 (3)	1,1 (3,6)	0,88 (2,9)
914 (36)	1,21 (4)	1,31 (4,3)	1,1 (3,6)

### Ordering Information

#### Roof and Gutter Kits

Part No. 110 -120 VAC	Part No. 208 -277 VAC	Cable Length m (ft)	Roof Clips	Kit Includes			Caution Labels
				Downspout Hangers	Cable Ties		
FFRG15-50	FFRG25-50	15,2 (50)	30	2	15	2	
FFRG15-75	FFRG25-75	22,8 (75)	50	4	20	2	
FFRG15-100	FFRG25-100	30,5 (100)	60	4	25	2	
FFRG15-125	FFRG25-125	38,1 (125)	80	4	30	2	
FFRG15-150	FFRG25-150	45,7 (150)	100	6	40	2	

**Additional items required, but not supplied:** UV resistant RTV sealant, roofing nails or screws



#### Accessories

Part No.	Description
HERMO-CUBE	Thermostatically Controlled Outlet 120VAC
SLCBL-RDOWN1	Aluminum Downspout Hanger Bracket
SLCBL-RCLIP10	Aluminum Roof Clips (10 pack)
SLCBL-RCLIP50	Aluminum Roof Clips (50 pack)
SLCBL-RCLIPMAG10	Magnetic Roof Clips (10 pack) — Ideal for metal roofs

#### Thermo-Cube Thermostatically Controlled Outlet



Power-saving ambient temperature sensing outlet

- Turns on when air temperature drops below 2°C (35°F)
- Turns off when air temperature exceeds 7°C (45°F)
- Saves energy/money and extends the life of the heater
- Suitable for indoor/outdoor use
- Compatible with 120 VAC NEMA 5-15 outlet

## SELF-REGULATING CUT-TO-LENGTH HEATING CABLE SELECTION GUIDE



BriskHeat® Self-Regulating Heating Cable	SLCBL Self-Regulating Heating Cable	SLMCBL Mid-Temperature Self-Regulating Heating Cable	SLHCBL High-Temperature Self-Regulating Heating Cable	SL CAB Self-Regulating Heating Cable	SLM CAB Mid-Temperature Self-Regulating Heating Cable
<b>Page</b>	26	28	30	36	38
<b>Maximum Continuous Maintenance Temperature</b>	66°C (150°F)	110°C (230°F)	120°C (248°F)	66°C (150°F)	121°C (250°F)
<b>Maximum Intermittent Exposure Temperature</b>	85°C (185°F)	135°C (275°F)	200°C (392°F)	85°C (185°F)	186°C (366°F)
<b>Input Voltages</b>	110-120 VAC or 208-277 VAC	110-120 VAC or 208-277 VAC	110-120 VAC or 208-277 VAC	110-120 VAC or 208-277 VAC	110-120 VAC or 208-277 VAC
<b>Wattages</b>	10, 16, 26, 33, 39 watts/m (3, 5, 8, 10, 12 watts/ft)	16, 33, 49, 66 watts/m (5, 10, 15, 20 watts/ft)	16, 33, 49, 66 watts/m (5, 10, 15, 20 watts/ft)	10, 16, 26, 33 watts/m (3, 5, 8, 10 watts/ft)	16, 33, 49 watts/m (5, 10, 15 watts/ft)
<b>Automatically Adjusts Heat Output Based on Surface Temperature</b>	✓	✓	✓	✓	✓
<b>Can be Safely Overlapped and Insulated</b>	✓	✓	✓	✓	✓
<b>Moisture, Chemical, and Flame Resistant</b>	✓	✓	✓	✓	✓
<b>Approvals</b>					
<b>Power Connection and Termination Kits</b>	33	33	33	40	40

For best results, BriskHeat® Self-Regulating Heating Cable should be used with an appropriate temperature controller. See options starting on page 145.

- Precise control
- Energy-efficiency and power savings
- Communication options



## SLCBL SELF-REGULATING HEATING CABLE

### Features & Benefits

- ▶ Ideal for freeze protection, roof and gutter de-icing, snow melting systems, and low temperature process maintenance up to 65°C (150°F)
- ▶ Automatically adjusts heat output based on surface temperature
- ▶ Safe to overlap and insulate
- ▶ Can be cut-to-length and terminated in the field
- ▶ Moisture, chemical, and flame resistant

### Specifications

**Maximum Continuous Maintenance Temperature:**  
65°C (150°F)

**Intermittent Exposure Temperature Range:**  
-40°C to 85°C (-40°F to 185°F)

**Supply Voltage:** 110-120 VAC or 208-277 VAC

**Nominal Power Output at 10°C (50°F):**

– 10, 16, 26, 33, 39 watts/m (3, 5, 8, 10, 12 watts/ft)

– For 208 and 277 VAC, adjust watts shown for the 240 VAC cable using the Voltage Adjustment Factors chart

**Bus Wire Gauge:** 16 AWG

**Braid Resistance:** Tinned copper 0,0182 ohms/m (0,0055 ohms/ft)

**T-Rating:**

– T6: 10, 16, 26, 33 watts/m (3, 5, 8, 10 watts/ft)

– T5: 39 watts/m (12 watts/ft)

**Bend Radius:** 12 mm (0,5 in)

NOTE: Electrical equipment T-Rating codes define the maximum surface temperature that equipment will reach. It is used in hazardous (classified) area applications.

### Ordering Information

**Part Number Matrix**

<b>SLCBL</b>	<b>3</b>	<b>120</b>	<b>BP</b>
--------------	----------	------------	-----------

**Watts/Ft:**

3, 5, 8, 10, 12

**Voltage:**

120- (110-120 V), 240- (208-277 V)

**Outer Layer:**

B- (Tinned Copper Metal Braid)

BP- (Tinned Copper Metal Braid with Thermoplastic Elastomer Overjacket)

BF- (Tinned Copper Metal Braid with Fluoropolymer Overjacket)



**Temperatures Up to 65°C (150°F)**



**Moisture & Chemical Resistant**



Ordinary Locations  
-B, -BP Series Only  
Embedded de-icing and snow melting systems  
-BP Series only  
Roof and gutter de-icing and snow melting systems  
-BP Series only



Ordinary Locations  
Hazardous (Classified) Locations  
Class I, Division 2, Groups A, B, C, D  
Class II, Division 2, Groups E, F, G  
Class III



Approvals valid only when used with appropriate heating cable and installation accessories, and installed in accordance with all applicable instructions, codes, and regulations.

### Complete Your System with

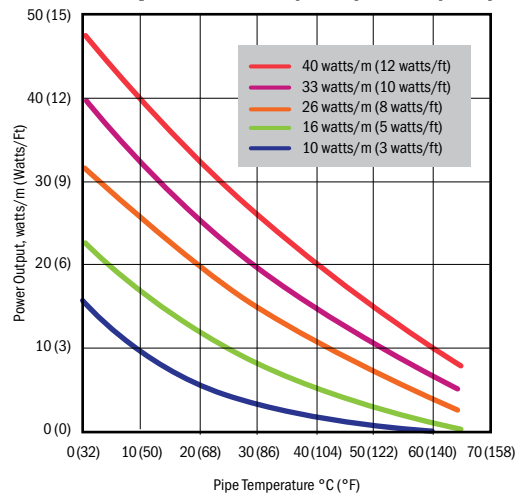
Component	Page No.
Power Connection/ Termination Kits	33
Monitor Light Kits	32
Insulation	54
Temperature Controls	145

## SLCBL SELF-REGULATING HEATING CABLE

### Maximum Circuit Length in m (ft)

Heating Cable	Circuit Breaker Size	Start-up Temperature			
		10°C (50°F)	0°C (32°F)	-20°C (-4°F)	-40°C (-40°F)
SLCBL3120	10 amp	73 (240)	61 (200)	43 (140)	35 (115)
	15 amp	98 (320)	91 (300)	67 (220)	58 (190)
	20 amp	101 (330)	98 (320)	81 (265)	69 (225)
	30 amp	101 (330)	98 (320)	85 (280)	81 (265)
	40 amp	101 (330)	98 (320)	85 (280)	81 (265)
SLCBL3240	10 amp	148 (485)	121 (396)	84 (275)	71 (232)
	15 amp	196 (643)	185 (606)	133 (436)	115 (377)
	20 amp	201 (660)	196 (643)	162 (530)	137 (449)
	30 amp	201 (660)	196 (643)	170 (557)	162 (530)
	40 amp	201 (660)	196 (643)	170 (557)	162 (530)
SLCBL5120	10 amp	49 (162)	41 (135)	32 (105)	24 (80)
	15 amp	76 (249)	66 (215)	52 (170)	39 (127)
	20 amp	81 (265)	77 (252)	66 (215)	50 (164)
	30 amp	81 (265)	77 (252)	73 (240)	61 (200)
	40 amp	81 (265)	77 (252)	73 (240)	61 (200)
SLCBL5240	10 amp	99 (324)	82 (269)	64 (209)	49 (160)
	15 amp	152 (498)	131 (429)	103 (337)	78 (255)
	20 amp	162 (530)	154 (505)	132 (433)	100 (328)
	30 amp	162 (530)	154 (505)	146 (480)	122 (400)
	40 amp	162 (530)	154 (505)	146 (480)	122 (400)
SLCBL8120	10 amp	38 (123)	31 (100)	17 (54)	16 (52)
	15 amp	54 (177)	44 (145)	27 (90)	25 (82)
	20 amp	61 (200)	55 (180)	35 (115)	31 (103)
	30 amp	64 (210)	55 (180)	53 (175)	41 (135)
	40 amp	64 (210)	55 (180)	53 (175)	49 (160)
SLCBL8240	10 amp	75 (246)	62 (203)	33 (108)	32 (104)
	15 amp	108 (354)	89 (291)	56 (183)	50 (164)
	20 amp	124 (406)	110 (360)	70 (229)	63 (206)
	30 amp	128 (420)	110 (360)	107 (350)	84 (275)
	40 amp	128 (420)	110 (360)	107 (350)	98 (320)
SLCBL10120	10 amp	23 (75)	17 (55)	14 (45)	11 (35)
	15 amp	37 (121)	26 (85)	20 (65)	17 (55)
	20 amp	46 (150)	32 (105)	24 (80)	21 (70)
	30 amp	47 (155)	37 (120)	32 (105)	26 (85)
	40 amp	55 (180)	47 (155)	32 (105)	32 (105)
SLCBL10240	10 amp	45 (147)	34 (111)	26 (85)	21 (68)
	15 amp	74 (242)	54 (177)	40 (131)	35 (114)
	20 amp	90 (295)	66 (216)	50 (164)	43 (141)
	30 amp	96 (315)	75 (246)	66 (215)	52 (170)
	40 amp	110 (360)	96 (315)	66 (215)	66 (215)
SLCBL12120	10 amp	17 (55)	12 (40)	9 (30)	8 (25)
	15 amp	27 (90)	18 (60)	14 (45)	14 (45)
	20 amp	35 (115)	24 (80)	18 (60)	15 (50)
	30 amp	35 (115)	27 (90)	24 (80)	18 (60)
	40 amp	37 (120)	32 (105)	24 (80)	24 (80)
SLCBL12240	10 amp	34 (111)	24 (78)	18 (59)	15 (49)
	15 amp	56 (183)	38 (124)	28 (91)	26 (85)
	20 amp	70 (229)	49 (160)	38 (124)	30 (98)
	30 amp	70 (229)	55 (180)	48 (158)	37 (120)
	40 amp	73 (240)	64 (210)	48 (158)	48 (158)

### Heat Output – watts/m (Watts/Ft)



### Outer Layer Options

Product Type	Description	Nominal Dimensions [thickness x width] mm (in)	Shipping Weight: 152 m (500 ft) spool lbs (kg)	Purpose
SLCBL-B	Tinned Copper Metal Braid	4,4 x 11,0 (0,17 x 0,43)	16 (35)	Dry Environments
SLCBL-BP	Tinned Copper Metal Braid with Thermoplastic Elastomer Overjacket	6,0 x 12,6 (0,23 x 0,50)	21 (46)	Wet or Weak Chemical Environments
SLCBL-BF	Tinned Copper Metal Braid with Fluoropolymer Overjacket	5,4 x 12,0 (0,21 x 0,47)	20 (44)	Wet or Harsh Chemical Environments

### Voltage Adjustment Factors

Watt/ft Output Adjustment Factor		
Product Type	208 VAC	277 VAC
SLCBL3240	0,82	1,13
SLCBL5240	0,85	1,12
SLCBL8240	0,89	1,08
SLCBL10240	0,89	1,08
SLCBL12240	0,89	1,08

Max Circuit Length Adjustment Factor		
Product Type	208 VAC	277 VAC
SLCBL3240	0,96	1,08
SLCBL5240	0,94	1,09
SLCBL8240	0,92	1,11
SLCBL10240	0,92	1,11
SLCBL12240	0,92	1,11

Note: Special consideration must be given for the circuit breaker due to the high initial in-rush currents.

## SLMCBL MID-TEMPERATURE SELF-REGULATING HEATING CABLE

### Features & Benefits

- ▶ Ideal for freeze protection and mid temperature process maintenance up to 110°C (230°F)
- ▶ Automatically adjusts heat output based on surface temperature
- ▶ Safe to overlap and insulate
- ▶ Can be cut-to-length and terminated in the field
- ▶ Moisture, chemical, and flame resistant

### Specifications

**Maximum Continuous Maintenance Temperature:** 110°C (230°F)

**Intermittent Exposure Temperature Range:** -30°C to 135°C (-22°F to 275°F)

**Supply Voltage:** 110-120 VAC or 208-277 VAC

**Nominal Power Output at 10°C (50°F):**

- 16, 33, 49, 66 watts/m (5, 10, 15, 20 watts/ft)
- For 208 and 277 VAC, adjust watts shown for the 240 VAC cable using the Voltage Adjustment Factors chart

**Bus Wire Gauge:** 16 AWG

**Braid Resistance:** Tinned copper 0,0182 ohms/m (0,0055 ohms/ft)

**Bend Radius:** 12 mm (0,5 in)

### Ordering Information

#### Part Number Matrix

SLMCBL	5	120	BP
--------	---	-----	----

**Watts/Ft:** \_\_\_\_\_

5, 10, 15, 20

**Voltage:** \_\_\_\_\_

120- (110-120 V), 240- (208-277 V)

**Outer Layer:** \_\_\_\_\_

B- (Tinned Copper Metal Braid)

BP- (Tinned Copper Metal Braid with Thermoplastic Elastomer Overjacket)

BF- (Tinned Copper Metal Braid with Fluoropolymer Overjacket)



**Moisture & Chemical Resistant**



**Temperatures Up to 110°C (230°F)**

### Complete Your System with

Component	Page No.
Power Connection/Termination Kits	33
Monitor Light Kits	32
Insulation	54
Temperature Controls	145

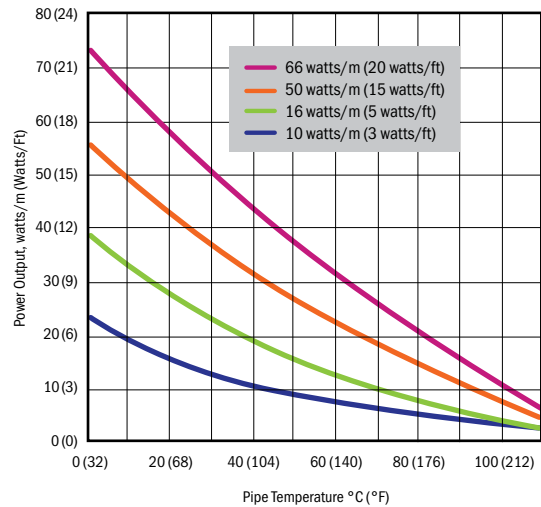
## SLMCBL MID-TEMPERATURE SELF-REGULATING HEATING CABLE

### Maximum Circuit Length in m (ft)

Heating Cable	Circuit Breaker Size	Start-up Temperature			
		10°C (50°F)	0°C (32°F)	-20°C (-4°F)	-40°C (-40°F)
SLMCBL5120	10 amp	34 (110)	24 (80)	-	-
	15 amp	41 (133)	32 (105)	30 (98)	27 (90)
	20 amp	59 (195)	49 (160)	45 (148)	42 (138)
	30 amp	64 (210)	59 (195)	52 (170)	50 (165)
	40 amp	64 (210)	59 (195)	56 (183)	55 (180)
SLMCBL5240	10 amp	67 (220)	49 (160)	44 (145)	41 (135)
	15 amp	81 (265)	64 (210)	59 (195)	55 (180)
	20 amp	119 (390)	98 (320)	90 (295)	84 (275)
	30 amp	128 (420)	119 (390)	111 (365)	110 (360)
	40 amp	128 (420)	119 (390)	104 (340)	101 (330)
SLMCBL10120	10 amp	23 (75)	22 (73)	-	-
	15 amp	31 (100)	29 (95)	24 (80)	21 (70)
	20 amp	41 (133)	45 (148)	38 (125)	31 (100)
	30 amp	53 (174)	55 (180)	48 (156)	40 (130)
	40 amp	53 (174)	53 (175)	48 (156)	43 (140)
SLMCBL10240	10 amp	46 (150)	44 (145)	37 (121)	35 (114)
	15 amp	61 (200)	58 (190)	49 (160)	43 (140)
	20 amp	81 (265)	90 (295)	76 (249)	61 (200)
	30 amp	106 (347)	110 (360)	95 (311)	85 (280)
	40 amp	106 (347)	107 (350)	95 (311)	79 (260)
SLMCBL15120	10 amp	17 (57)	16 (51)	-	-
	15 amp	29 (94)	27 (87)	17 (57)	17 (54)
	20 amp	37 (120)	33 (108)	22 (71)	21 (69)
	30 amp	47 (154)	41 (133)	24 (80)	24 (80)
	40 amp	47 (154)	41 (133)	27 (90)	27 (87)
SLMCBL15240	10 amp	35 (114)	31 (101)	21 (68)	20 (65)
	15 amp	57 (187)	53 (173)	35 (114)	33 (108)
	20 amp	73 (239)	66 (216)	43 (141)	42 (137)
	30 amp	94 (308)	81 (265)	55 (180)	53 (173)
	40 amp	94 (308)	81 (265)	49 (160)	49 (160)
SLMCBL20120	10 amp	16 (51)	13 (41)	-	-
	15 amp	25 (82)	22 (72)	16 (51)	15 (49)
	20 amp	31 (102)	27 (90)	20 (67)	19 (61)
	30 amp	40 (131)	35 (115)	26 (84)	23 (74)
	40 amp	46 (150)	39 (128)	34 (110)	29 (95)
SLMCBL20240	10 amp	31 (101)	25 (82)	19 (62)	17 (55)
	15 amp	50 (164)	44 (144)	31 (101)	30 (98)
	20 amp	62 (203)	55 (180)	41 (134)	37 (121)
	30 amp	80 (262)	70 (229)	51 (167)	45 (147)
	40 amp	91 (300)	78 (255)	67 (220)	58 (190)

Note: Special consideration must be given for the circuit breaker due to the high initial in-rush currents.

### Heat Output – Watts/m (watts/Ft)



### Outer Layer Options

Product Type	Description	Nominal Dimensions [thickness x width] mm (in)	Shipping Weight: 500 ft (152 m) spool kg (lbs)	Purpose
SLMCBL-B	Tinned Copper Metal Braid	3,8 x 11,4 (0,15 x 0,45)	15 (32)	Dry Environments
SLMCBL-BP	Tinned Copper Metal Braid with Thermoplastic Elastomer Overjacket	6,0 x 13,6 (0,23 x 0,54)	17 (37)	Wet or Weak Chemical Environments
SLMCBL-BF	Tinned Copper Metal Braid with Fluoropolymer Overjacket	4,8 x 12,4 (0,19 x 0,49)	21 (47)	Wet or Harsh Chemical Environments

### Voltage Adjustment Factors

Product Type	Watt/ft Output Adjustment Factor	
	208 VAC	277 VAC
SLMCBL5240	0,84	1,20
SLMCBL10240	0,85	1,18
SLMCBL15240	0,91	1,09
SLMCBL20240	0,90	1,07

Product Type	Max Circuit Length Adjustment Factor	
	208 VAC	277 VAC
SLMCBL5240	0,95	1,04
SLMCBL10240	0,94	1,06
SLMCBL15240	0,91	1,10
SLMCBL20240	0,91	1,11

## SLHCBL HIGH-TEMPERATURE SELF-REGULATING HEATING CABLE

### Features & Benefits

- ▶ Ideal for freeze protection and high temperature process maintenance up to 120°C (248°F)
- ▶ Automatically adjusts heat output based on surface temperature
- ▶ Safe to overlap and insulate
- ▶ Can be cut-to-length and terminated in the field
- ▶ Moisture, chemical, and flame resistant



**Moisture  
& Chemical  
Resistant**



**Temperatures  
Up to  
120°C (248°F)**

### Specifications

**Maximum Continuous Maintenance Temperature:**  
120°C (248°F)

**Intermittent Exposure Temperature Range:** -30°C to 200°C (-22°F to 392°F)

**Supply Voltage:** 110-120 VAC or 208-277 VAC

**Nominal Power Output at 10°C (50°F):**

- 15, 30, 45, 60 watts/m (5, 10, 15, 20 watts/ft)
- For 208 and 277 VAC, adjust watts shown for the 240 VAC cable using the Voltage Adjustment Factors chart

**Bus Wire Gauge:** 16 AWG

**Braid Resistance:** Tinned copper 0,0182 ohms/m (0,0055 ohms/ft)

**Bend Radius:** 12 mm (0,5 in)

### Ordering Information

**Part Number Matrix**      SLHCBL 5 120 BF

**Watts/Ft:** \_\_\_\_\_  
5, 10, 15, 20

**Voltage:** \_\_\_\_\_  
120- (110-120 V), 240- (208-277 V)

**Outer Layer:** \_\_\_\_\_  
B- (Tinned Copper Metal Braid)  
BF- (Tinned Copper Metal Braid with Fluoropolymer Overjacket)

### Complete Your System with

Component	Page No.
Power Connection/ Termination Kits	33
Monitor Light Kits	32
Insulation	54
Temperature Controls	145



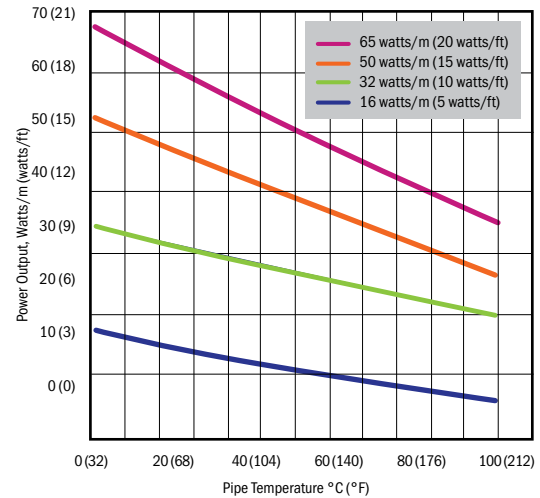
## SLHCBL HIGH-TEMPERATURE SELF-REGULATING HEATING CABLE

### Maximum Circuit Length in m (ft)

Heating Cable	Circuit Breaker Size	Start-up Temperature			
		10°C (50°F)	0°C (32°F)	-20°C (-4°F)	-40°C (-40°F)
SLHCBL5120	10 amp	37 (120)	34 (110)	34 (110)	27 (90)
	15 amp	55 (180)	53 (175)	53 (175)	44 (143)
	20 amp	73 (240)	66 (215)	66 (215)	55 (180)
	30 amp	79 (259)	75 (245)	75 (245)	69 (225)
	40 amp	81 (266)	78 (255)	78 (255)	73 (240)
SLHCBL5240	10 amp	73 (240)	67 (220)	67 (220)	55 (180)
	15 amp	110 (360)	107 (350)	107 (350)	87 (285)
	20 amp	146 (479)	131 (430)	131 (430)	110 (360)
	30 amp	158 (518)	149 (490)	149 (490)	137 (450)
	40 amp	162 (531)	155 (510)	155 (510)	146 (480)
SLHCBL10120	10 amp	22 (73)	21 (69)	21 (69)	18 (58)
	15 amp	36 (118)	34 (110)	34 (110)	27 (88)
	20 amp	45 (148)	43 (140)	43 (140)	36 (118)
	30 amp	67 (220)	61 (200)	61 (200)	53 (175)
	40 amp	78 (255)	73 (240)	73 (240)	70 (230)
SLHCBL10240	10 amp	45 (146)	42 (138)	42 (138)	35 (116)
	15 amp	72 (236)	67 (220)	67 (220)	53 (175)
	20 amp	90 (295)	85 (280)	85 (280)	72 (235)
	30 amp	134 (440)	122 (400)	122 (400)	107 (350)
	40 amp	155 (510)	146 (480)	146 (480)	140 (460)
SLHCBL15120	10 amp	15 (50)	14 (47)	14 (47)	12 (40)
	15 amp	23 (75)	20 (65)	20 (65)	18 (60)
	20 amp	31 (100)	27 (90)	27 (90)	24 (80)
	30 amp	44 (143)	41 (135)	41 (135)	37 (120)
	40 amp	58 (190)	53 (175)	53 (175)	49 (160)
SLHCBL15240	10 amp	31 (100)	28 (93)	28 (93)	24 (80)
	15 amp	46 (150)	40 (130)	40 (130)	37 (120)
	20 amp	61 (200)	55 (180)	55 (180)	49 (160)
	30 amp	87 (285)	82 (270)	82 (270)	73 (240)
	40 amp	116 (380)	107 (350)	107 (350)	98 (320)
SLHCBL20120	10 amp	12 (39)	10 (33)	10 (33)	10 (32)
	15 amp	18 (58)	17 (55)	17 (55)	15 (48)
	20 amp	23 (75)	22 (71)	22 (71)	19 (63)
	30 amp	35 (115)	32 (105)	32 (105)	29 (95)
	40 amp	47 (153)	44 (143)	44 (143)	38 (125)
SLHCBL20240	10 amp	24 (77)	21 (70)	21 (70)	19 (63)
	15 amp	35 (115)	34 (110)	34 (110)	29 (95)
	20 amp	46 (150)	43 (142)	43 (142)	38 (125)
	30 amp	70 (230)	64 (210)	64 (210)	58 (190)
	40 amp	93 (306)	87 (286)	87 (286)	76 (250)

**Note:** Special consideration must be given for the circuit breaker due to the high initial in-rush currents.

### Heat Output — watts/m (Watts/Ft)



### Outer Layer Options

Product Type	Description	Nominal Dimensions [thickness x width] mm (in)	Shipping Weight: 152 m (500 ft) spool kg (lbs)	Purpose
SLHCBL-B	Tinned Copper Metal Braid	3,8 x 11,4 (0,15 x 0,45)	38 (17)	Ordinary applications
SLHCBL-BF	Tinned Copper Metal Braid with Fluoropolymer Overjacket	4,8 x 12,4 (0,19 x 0,49)	47 (21)	For use in strong chemical environments (i.e. strong acids)

### Voltage Adjustment Factors

Watt/ft Output Adjustment Factor		
Product Type	208 VAC	277 VAC
SLHCBL5240	0,87	1,07
SLHCBL10240	0,88	1,08
SLHCBL15240	0,88	1,08
SLHCBL20240	0,86	1,07

Max Circuit Length Adjustment Factor		
Product Type	208 VAC	277 VAC
SLHCBL5240	0,99	1,08
SLHCBL10240	0,99	1,06
SLHCBL15240	0,98	1,06
SLHCBL20240	1,00	1,08

## END OF CIRCUIT LED MONITOR LIGHT KITS

**NEW!**

### Features & Benefits

- ▶ Super bright green LED light confirms at a glance your heat trace cable is energized
- ▶ Approved for ordinary and hazardous area locations
- ▶ Voltages up to 240 VAC
- ▶ Excellent visibility from all angles
- ▶ Easy-to-install — hot work permit not required for installation
- ▶ Easy re-entry for maintenance
- ▶ Compatible with up to 102 mm (4 in) of insulation and cladding

### Specifications

**Maximum Voltage:** 240 VAC

**Maximum Current:** 32 amps

**Lumen Output:** 10 lumens

**Construction:** Non-conductive FRP plastic body

**Overall Height:** 208 mm (8,2 in)

**Maximum Continuous Exposure Temperature (T5):** 100 °C (212 °F)

**Ambient Exposure Temperature Range:** -40 °C to 65 °C (-40 °F to 149 °F)

**IP Rating:** IP66/NEMA 4X



Ordinary Locations (with SLCBL heating cables)  
 Hazardous (Classified) Locations (with SLCBL heating cable only)  
 Class I, Division 2, Groups A, B, C, D  
 Class II, Division 2, Groups E, F, G  
 Class III  
 T5: 10, 16, 26 watts/m (3,5,8 watts/ft). T6: 33 watts/m (10 watts/ft)

**Approvals valid only when** used with appropriate heating cable and installation accessories, and installed in accordance with all applicable instructions, codes, and regulations.

### Ordering Information

Part No.	Color	Compatible with	Enough to Complete	Kit Contents
<b>JHE-LG-GET</b>	Green	SLCBL Heating Cable (CSA approved)	One end of circuit LED monitor light end seal termination	(1) End seal stand and light assembly with O-ring and grommet (2) 16-14 insulated parallel splice crimp (1) Silicone lead termination boot (1) Rubber strain relief grommet
<b>JHE-LR-GET</b>	Red	SLMCBL/SLHCBL/SLCAB/SLMCAB Heating Cable (Not CSA approved)		(1) Pipe strap — for 51 mm to 152 mm (2 in to 6 in) O.D. pipes (1) End seal label

**Highly Visible Day or Night**



Opens easily for light connection and maintenance



## SLCBL/SLMCBL/SLHCBL CONNECTION/TERMINATION KITS

**For use in hazardous and ordinary area locations with SLCBL cable only (CSA approved).**  
**For use in ordinary area locations with SLMCBL, SLHCBL cable (non-CSA approved).**



Approvals valid only when used with appropriate heating cable and installation accessories, and installed in accordance with all applicable instructions, codes, and regulations.

Ordinary Locations  
 Hazardous (Classified) Locations  
 Class I, Division 2, Groups A, B, C, D  
 Class II, Division 2, Groups E, F, G  
 Class III  
 SLCBL -BP, -BF series only

**NEW!**



**PTBS-GET** Power Connection Kit with Multiple Entry Junction Box

### Features & Benefits

- Installing three heating cables in one junction box saves installation time and money
- Terminal strip secures each wire separately for safe and easy wiring
- Compression fitting tightly secures to a range of power cords – 10 to 17 mm (0,39 to 0,67 in) diameter

**EASY to INSTALL**



**JHE-GET** Low-Profile End Seal Kit



**JHT-GET** Low-Profile Tee Connection Kit

Part No.	Kit	Compatible with	Enough to Complete	Kit Contents
<b>PTBS-GET</b> B04-01-01 B06-07-03	Power Connection Kit with Multiple Entry Square Junction Box	SLCBL/SLMCBL/SLHCBL Heating Cable	One input connection for one heating cable. Up to three heating cables can be connected to this junction box with optional silicone frog leg expansion kits (sold separately)	(1) Multiple entry junction box with rail mounted DIN terminal block electrical connections (1) 3/4 in NPT pipe T-standoff (lower bracket) (1) Pipe standoff strain relief (upper bracket) (1) Lock nut (1) Watertight sealing grommet (2) Pipe straps – for 51 mm to 152 mm (2 in to 6 in) O.D. pipes (1) Watertight sealing plug (1) Silicone frog leg (1) Green/yellow heat-shrink tube – 6 mm x 150 mm (0,25 in x 6 in) (1) 10 ml (0,34 oz) tube of RTV sealant
<b>PET-CA-P</b> (Not CE Approved)	Silicone Frog Leg Expansion Kit	SLCBL/SLMCBL/SLHCBL Heating Cable	Used for connecting additional heating cables to PTBS-GET. One expansion kit is required per heating cable	(1) Silicone frog leg (1) Green/yellow heat-shrink tube – 6 mm x 150 mm (0,25 in x 6 in) (1) 10 ml (0,34 oz) tube of RTV sealant
<b>JHE-GET</b> CE	Low-Profile End Seal Kit	SLCBL/SLMCBL/SLHCBL Heating Cable	One low-profile end seal termination	(1) End seal housing (1) Watertight sealing grommet (1) Pressure seal end with screws
<b>JHS-GET</b> B04-01-01 B06-07-03	Low-Profile Splice Connection Kit	SLCBL/SLMCBL/SLHCBL Heating Cable	One low-profile splice connection	(1) In-line splice housing (2) Watertight sealing gaskets (2) Housing covers with screws (2) Watertight sealing grommets (2) Pressure seal end with screws
<b>JHT-GET</b> CE	Low-Profile Tee Connection Kit	SLCBL/SLMCBL/SLHCBL Heating Cable	One low-profile tee connection NOTE: This kit does not complete an input power connection	(1) Tee splice housing (2) Watertight sealing gaskets (2) Housing covers with screws (3) Watertight sealing grommets (3) Pressure seal end with screws

## SLCBL CONNECTION/TERMINATION KITS

For use in ordinary locations with SLCBL cable only (UL approved).

For use in roof & gutter snow melting & de-icing applications with SLCBL cable only (UL approved).



**Approvals valid only when** used with SLCBL-BP, -BF Series heating cable and installation accessories, and installed in accordance with all applicable instructions, codes, and regulations.



**SLCBLUC** Universal Connection Kit  
(Junction Box sold separately)



**SLCBLUC-GF**  
Ground Fault Power Connection Kit

Part No.	Kit	Compatible with	Enough to Complete	Kit Contents	Required Accessories
<b>SLCBLUC</b>	Power Connection Kit	SLCBL/SLMCBL/SLHCBL Heating Cable	One input connection and one end seal termination	<ul style="list-style-type: none"> <li>(1) 1/2 in NPT seal fitting with strain relief and grommet</li> <li>(1) Standoff pipe mounting bracket</li> <li>(1) Lock nut</li> <li>(3) Wire nuts</li> <li>(1) Black heat-shrink tube – 13 mm x 25 mm (0,5 in x 1 in)</li> <li>(1) Green/yellow heat-shrink tube – 6 mm x 150 mm (0,25 in x 6 in)</li> <li>(2) Black heat-shrink tubes – 3 mm x 140 mm (0,13 in x 5,5 in)</li> <li>(1) Sealing gasket</li> <li>(2) Heat trace warning labels</li> <li>(2) De-Icing snow melt caution labels</li> <li>(1) End seal</li> </ul>	<ul style="list-style-type: none"> <li>(1) 1/2 in NPT junction box – with appropriate approvals*</li> <li>(1) Pipe strap</li> </ul>
<b>SLCBLUC-GF</b>	Ground Fault Power Connection Kit	SLCBL/SLMCBL/SLHCBL Heating Cable	One ground-fault protection input power connection	<ul style="list-style-type: none"> <li>(1) Ground fault device with 120 VAC 3 prong plug (NEMA 5-15P)</li> <li>(1) Black cloth tape</li> <li>(2) Mastic strips</li> <li>(2) Clamp ties</li> <li>(2) Crimp-on insulated terminals</li> <li>(1) Crimp-on non-insulated barrel</li> <li>(1) Heat-shrink tube – 19 mm x 200 mm (0,75 in x 8 in)</li> <li>(1) Heat-shrink tube – 19 mm x 130 mm (0,75 in x 5 in)</li> <li>(1) Heat-shrink tube – 3 mm x 25 mm (0,13 in x 1 in)</li> <li>(1) Heat-shrink tube – 13 mm x 25 mm (0,50 in x 1 in)</li> <li>(1) Heat-shrink tube – 8 mm x 38 mm (0,31 in x 1,5 in)</li> <li>(2) Heat trace warning labels</li> <li>(2) De-Icing snow melt caution labels</li> </ul>	

\* Heating cable with no outer jacket (type -B) requires a metallic junction box for proper grounding

## SLCBL CONNECTION/TERMINATION KITS

For use in ordinary locations with SLCBL cable only (UL approved).

For use in roof & gutter snow melting & de-icing applications with SLCBL cable only (UL approved).



**Approvals valid only when** used with SLCBL-BP, -BF Series heating cable and installation accessories, and installed in accordance with all applicable instructions, codes, and regulations.



**SLCBLKC**  
End Seal Kit



**SLCBLSK**  
Splice and Tee Kit


**More accessories on page 51**

Part No.	Kit	Compatible with	Enough to Complete	Kit Contents
<b>SLCBLKC</b>	End Seal Kit	SLCBL/SLMCBL/ SLHCBL Heating Cable	Two end seal terminations	(2) Heat-shrink caps (2) Heat-shrink tubes – 19 mm x 130 mm (0,75 in x 5 in) (2) Woven braid sleeves – 13 mm x 100 mm (0,50 in x 4 in)
<b>SLCBLSK</b>	Splice and Tee Kit	SLCBL/SLMCBL/ SLHCBL Heating Cable	One splice connection and one end seal termination OR one tee connection and one end termination  NOTE: This kit does not complete an input power connection	(1) Clamp tie (3) Cable ties (1) Black cloth tape (5) Mastic strips (2) Heat-shrink caps (1) Black heat-shrink tube – 25 mm x 200 mm (1 in x 8 in) (3) Black heat-shrink tube – 13 mm x 25 mm (0,5 in x 1 in) (6) Black heat-shrink tubes – 3 mm x 25 mm (0,13 in x 1 in) (1) Heat shrink tube for ground (2) Crimp-on insulated terminals (1) Crimp-on non-insulated barrel (1) End seal

### Roof & Gutter Accessories

Part No.	Description
<b>SLCBL-RDOWN1</b>	Aluminum Downspout Hanger Bracket
<b>SLCBL-RCLIP10</b>	Aluminum Roof Clips (10 pack)
<b>SLCBL-RCLIP50</b>	Aluminum Roof Clips (50 pack)
<b>SLCBL-RCLIPMAG10</b>	Magnetic Roof Clips (10 pack) — Ideal for metal roofs

Complete Roof and Gutter kits found on page 23



## SLCAB SELF-REGULATING HEATING CABLE

- ▶ Ideal for freeze protection and low-temperature process maintenance up to 65°C (150°F)
- ▶ Automatically adjusts heat output based on surface and ambient temperatures
- ▶ Safe to overlap and insulate
- ▶ Moisture, chemical, and flame resistant
- ▶ Can be cut-to-length and terminated in the field



### Specifications

**Maximum Continuous Maintenance Temperature:** 65°C (150°F)

**Intermittent Exposure Temperature Range:** -29°C to 85°C (-20°F to 185°F)

**Supply Voltage:** 110-120 VAC or 208-277 VAC

**Nominal Power Output at 10° C (50°F):**

- 10, 16, 26, 33 watts/m (3, 5, 8, 10 watts/ft)
- For 208 and 277 VAC, adjust watts shown for the 240 VAC cable using the Voltage Adjustment Factors chart

**Bus Wires:** 16 AWG nickel coated copper wire

**Braid Resistance:**

- Tinned copper: 0,009 Ω/m (0,003 Ω/ft)
- Stainless steel: 0,410 Ω/m (0,125 Ω/ft)

**Bend Radius:** 12 mm (0,5 in)



Ordinary Locations  
Hazardous (Classified) Locations  
Class I, Division 1<sup>†</sup> and 2, Groups B, C, D  
Class II, Division 2, Groups F, G  
Class III, Division 1 and 2  
3, 5, 8 watts/ft T6  
10 watts/ft T5



Ordinary Locations 2E<sup>††</sup>, 3(A,B,C), 5(A,B)  
Hazardous (Classified) Locations  
Class I, Division 1 and 2, Groups B, C, D  
Class II, Division 1 and 2, Groups E, F, G  
Class III, Division 1 and 2  
3, 5, 8 watts/ft T6  
10 watts/ft T5



Hazardous Locations  
II 2GD Gb  
Ex e IIC T<sup>\*\*</sup>  
Ex tb IIIC T<sup>\*\*</sup> °C Db  
\*\*3, 5, 8 watts/ft T5/T85°C  
\*\*10 watts/ft T4/ T100°C



Hazardous Locations  
Ex e IIC T<sup>\*\*</sup> II 2 Gb  
Ex tb IIIC T<sup>\*\*</sup> °C Db  
\*\*3, 5, 8 watts/ft T5/T85°C  
\*\*10 watts/ft T4/ T100°C



**Moisture  
& Chemical  
Resistant**



**Temperatures  
Up to  
65°C (150°F)**

Approvals valid only when used with appropriate heating cable and installation accessories, and installed in accordance with all applicable instructions, codes, and regulations.

<sup>†</sup>Cl/D1 approval for BF1 only. Contact a BriskHeat representative for information on Division I hazardous location systems.

### Outer Layer Options

Part No.	Description	Nominal Dimensions [thickness x width] mm (in)	Shipping Weight: Per 152 m (500-ft) spool	Purpose
SLCAB-B	Tinned Copper Metal Braid	6 x 11 (0,2 x 0,4)	18 (40)	For use in dry environments
SLCAB-BP	Tinned Copper Metal Braid with Thermoplastic Polyolefin Overjacket	7 x 15 (0,3 x 0,6)	22 (48)	For use in wet or weak chemical environments (i.e. weak acids)
SLCAB-BF	Tinned Copper Metal Braid with Fluoropolymer Overjacket	7 x 15 (0,3 x 0,6)	22 (48)	For use in strong chemical environments (i.e. strong acids)
SLCAB-SS	Stainless Steel Metal Braid	6 x 11 (0,2 x 0,4)	18 (40)	More resistant to rust and corrosion than Tinned Copper Metal braid.

## SLCAB SELF-REGULATING HEATING CABLE

### Maximum Circuit Length in m (ft)

Heat Cable Type	Circuit Breaker Size	Start-up Temperature		
		10°C (50°F)	-18°C (0°F)	-29°C (-20°F)
SLCAB3120	15 amp	91 (300)	61 (200)	55 (180)
	20 amp	-	82 (270)	70 (230)
	30 amp	-	100 (330)	100 (330)
SLCAB3240	15 amp	201 (660)	125 (410)	110 (360)
	20 amp	-	171 (560)	146 (480)
	30 amp	-	201 (660)	201 (660)
SLCAB5120	15 amp	70 (230)	46 (150)	40 (130)
	20 amp	82 (270)	61 (200)	53 (175)
	30 amp	-	82 (270)	79 (260)
SLCAB5240	15 amp	140 (460)	91 (300)	79 (260)
	20 amp	164 (540)	122 (400)	105 (345)
	30 amp	-	164 (540)	158 (520)
SLCAB8120	15 amp	46 (150)	29 (95)	26 (85)
	20 amp	61 (200)	38 (125)	30 (100)
	30 amp	64 (210)	58 (190)	52 (170)
	40 amp	-	64 (210)	64 (210)
SLCAB8240	15 amp	90 (295)	59 (195)	52 (170)
	20 amp	119 (390)	76 (250)	68 (225)
	30 amp	128 (420)	114 (375)	104 (340)
	40 amp	-	128 (420)	128 (420)
SLCAB10120	15 amp	35 (115)	21 (70)	18 (60)
	20 amp	46 (150)	29 (95)	26 (85)
	30 amp	55 (180)	44 (145)	36 (120)
	40 amp	-	55 (180)	50 (165)
SLCAB10240	15 amp	70 (230)	46 (150)	40 (130)
	20 amp	93 (305)	61 (200)	53 (175)
	30 amp	110 (360)	91 (300)	79 (260)
	40 amp	-	110 (360)	110 (360)

Note: Special consideration must be given for the circuit breaker due to the high initial in-rush currents.

### Ordering Information

#### Part Number Matrix

SLCAB	3	120	BF
-------	---	-----	----

Watts/ft: \_\_\_\_\_

3, 5, 8, 10

Voltage: \_\_\_\_\_

120- (110 - 120 VAC), 240- (208 - 277 VAC)

Outer Layer: \_\_\_\_\_

B- (Tinned Copper Metal Braid)

BP- (Tinned Copper Metal Braid with Thermoplastic Polyolefin)

BF- (Tinned Copper Metal Braid with Fluoropolymer Overjacket)

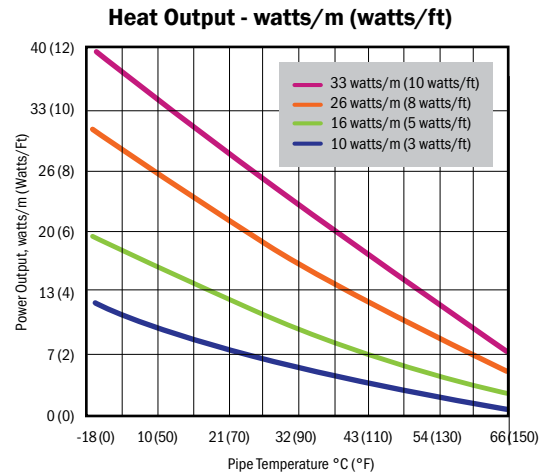
SS- (Stainless Steel Metal Braid)

Class I, Division 1 Cable: \_\_\_\_\_

BF1- (Tinned Copper Metal Braid with Fluoropolymer Overjacket)

### Voltage Adjustment Factor

Product Type	Output Adjustment Factor	
	208 VAC	277 VAC
SLCAB3240	0,75	1,28
SLCAB5240	0,86	1,16
SLCAB8240	0,91	1,10
SLCAB10240	0,93	1,08




Component	Page No.
Power Connection/ Termination Kits	40
Monitor Light Kits	32
Insulation	54
Temperature Controls	145

## SLMCAB MID-TEMPERATURE SELF-REGULATING HEATING CABLE

### Features & Benefits

- ▶ Ideal for freeze protection and mid-temperature process maintenance up to 121 °C (250 °F)
- ▶ Automatically adjusts heat output based on ambient and surface and ambient temperatures
- ▶ Safe to overlap and insulate
- ▶ Moisture, chemical, and flame resistant
- ▶ Can be cut-to-length and terminated in the field



### Specifications

**Maximum Continuous Maintenance Temperature:** 121 °C (250 °F)

**Intermittent Exposure Temperature Range:** -40 °C to 185 °C (-40 °F to 366 °F)

**Supply Voltage:** 110-120 VAC or 208-277 VAC

**Nominal Power Output at 10° C (50 °F):**

- 16, 33, 49 watts/m (5, 10, 15 watts/ft)
- For 208 and 277 VAC, adjust watts shown for the 240 VAC cable using the Voltage Adjustment Factors chart

**Bus Wires:** 16 AWG nickel coated copper wire

**Braid Resistance:** Tinned Copper 0,009 Ω/m (0,003 Ω/ft)

**Bend Radius:** 12 mm (0,5 in)



Ordinary Locations  
Hazardous (Classified) Locations  
Class I, Division 1\* and 2, Groups B, C, D  
Class II, Division 2, Groups F, G  
Class III, Division 2  
5, 10, 15 watts/ft T3



Ordinary Locations 3(A, B, C), 5(A, B)  
Hazardous (Classified) Locations  
Class I, Division 1 and 2, Groups B, C, D  
Class II, Division 1 and 2, Groups E, F, G  
Class III, Division 1 and 2  
5, 10, 15 watts/ft T3



Hazardous Locations  
II 2 GD  
Ex e IIC T3 Gb  
Ex tb IIIC T195 °C Db



Hazardous Locations  
Ex e IIC T3 Gb  
Ex tb IIIC T195 °C Db



**Moisture  
& Chemical  
Resistant**



**Temperatures  
Up to  
121 °C (250 °F)**

Approvals valid only when used with appropriate heating cable and installation accessories, and installed in accordance with all applicable instructions, codes, and regulations.

\*Cl/D1 approval for BF1 only. Contact a BriskHeat representative for information on Division I hazardous location systems.

### Outer Jacket Options

Jacket Type	Description	Nominal Dimensions [thickness x width] mm (in)	Purpose/Use
B	Tinned Copper Metal Braid	4 x 14 (0,15 x 0,54)	Dry Environments
BF	Tinned Copper Metal Braid with Fluoropolymer Outer Jacket	5 x 15 (0,20 x 0,58)	Wet or Harsh Chemical Environments



## SLMCAB MID-TEMPERATURE SELF-REGULATING HEATING CABLE

### Specification/Application Information

#### Maximum Circuit Length m (ft)

Heat Cable Type	Circuit Breaker Size	Start-up Temperature		
		10°C (50°F)	-18°C (0°F)	-40°C (-40°F)
SLMCAB5120	15 amp	46 (150)	41 (135)	40 (130)
	20 amp	61 (200)	55 (180)	52 (170)
	30 amp	73 (240)	67 (220)	64 (210)
SLMCAB5240	15 amp	76 (250)	70 (230)	67 (220)
	20 amp	100 (330)	67 (305)	90 (295)
	30 amp	146 (480)	92 (440)	128 (420)
SLMCAB10120	15 amp	27 (90)	26 (85)	24 (80)
	20 amp	36 (120)	33 (110)	32 (105)
	30 amp	55 (180)	50 (165)	49 (160)
SLMCAB10240	15 amp	43 (140)	40 (130)	38 (125)
	20 amp	58 (190)	53 (175)	52 (170)
	30 amp	85 (280)	79 (260)	76 (250)
SLMCAB15120	15 amp	21 (70)	20 (65)	18 (60)
	20 amp	27 (90)	26 (85)	24 (80)
	30 amp	40 (130)	38 (125)	36 (120)
SLMCAB15240	15 amp	30 (100)	29 (95)	27 (90)
	20 amp	41 (135)	38 (125)	36 (120)
	30 amp	61 (200)	56 (185)	55 (180)

**Note: Special consideration must be given for the circuit breaker due to the high initial in-rush currents.**

### Ordering Information

#### Part Number Matrix

**SLMCAB 5 120 BF**

**Watts/ft:** \_\_\_\_\_  
5, 10, 15

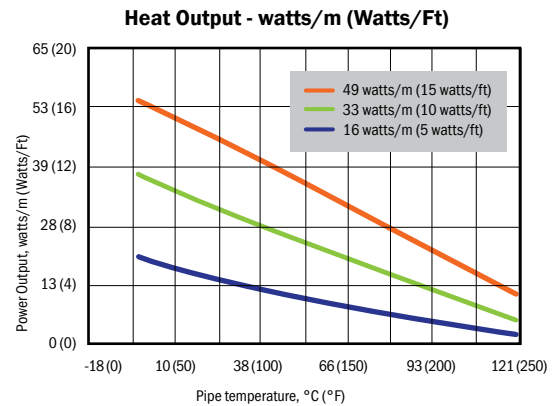
**Voltage:** \_\_\_\_\_  
120- (110 - 120 VAC), 240- (208 - 277 VAC)

**Outer Layer:** \_\_\_\_\_  
B- (Tinned Copper Metal Braid)  
BF- (Tinned Copper Metal Braid with Fluoropolymer Overjacket)

**Class I, Division 1 Cable:** \_\_\_\_\_  
BF1- (Tinned Copper Metal Braid with Fluoropolymer Overjacket)

### Voltage Adjustment Factor

Product Type	Output Adjustment Factor	
	208 VAC	277 VAC
SLMCAB5240	0,78	1,25
SLMCAB10240	0,86	1,16
SLMCAB15240	0,92	1,09



### Complete Your System with

Component	Page No.
Power Connection/ Termination Kits	40
Monitor Light Kits	43
Insulation	54
Temperature Controls	145

## FM APPROVED SLCAB/SLMCAB CONNECTION/TERMINATION KITS



Ordinary Locations  
 Hazardous (Classified) Locations  
 Class I, Division 1<sup>†</sup> and 2, Groups B, C, D  
 Class II, Division 2, Group F, G  
 Class III, Division 2

**Approvals valid only when** used with appropriate heating cable and installation accessories, and installed in accordance with all applicable instructions, codes, and regulations.

<sup>†</sup> Contact a BriskHeat representative for information on Division I hazardous location systems.



**SLCABUC** Universal Connection Kit  
 (junction box sold separately)



**SLCABKC** End Seal Kit



**SLCABSK** Splice Kit

### Ordinary or Class I Division 2 Locations Kits – FM Approved

Part No.	Kit	Compatible with	Enough to Complete	Kit Contents	Required Accessories
<b>SLCABUC</b>	SLCAB Universal Connection Kit - FM Approved	SLCAB Heating Cable	1 input connection and 2 end terminations; or 1 input power splice	(1) 19 mm (0,75 in) NPT pipe standoff (2) Ring terminals (4) Large, insulated crimp connectors (2) Small, insulated crimp connectors (2) Pipe straps – for 51 mm to 152 mm (2 in to 6 in) O.D. pipes (1) 152 mm (6 in) shrink sleeve (1) Ground screw (1) 89 ml (3 oz) tube of RTV sealant (1) Roll of fiberglass adhesive tape (1) Caution label	19 mm (0,75 in)NPT junction box –with appropriate approvals.
<b>SLCABSK</b>	SLCAB Splice Kit - FM Approved	SLCAB Heating Cable	10 tee splices or 10 input power connections	(20) Large yellow crimp connectors (20) Large blue crimp connectors (10) Heat shrink tubes (1) 89 ml (3 oz) tube of RTV sealant	
<b>SLMCABUC</b>	SLMCAB Universal Connection Kit - FM Approved	SLMCAB Heating Cable	1 input connection and 2 end terminations; or 1 input power splice; or 1 tee splice	(1) 19 mm (0,75 in) NPT pipe standoff (2) Ring terminals (3) Large, insulated crimp connectors (2) Small, insulated crimp connectors (2) Pipe straps – for 51 mm to 152 mm (2 in to 6 in) O.D. pipes (2) End boots (1) Ground screw (1) 89 ml (3 oz) tube of RTV sealant (1) Roll of fiberglass adhesive tape (1) Caution label	19 mm (0,75 in) NPT junction box –with appropriate approvals.
<b>SLCABKC</b>	SLCAB End Seal Kit - FM Approved	SLCAB Heating Cable	10 end terminations	(10) Heat shrink tubes	
<b>SLMCABKC</b>	SLMCAB End Seal Kit - FM Approved	SLMCAB Heating Cable	10 end terminations or 10 input power connections	(10) End boots (4) Rolls of fiberglass adhesive tape (1) 89 ml (3 oz) tube of RTV sealant	

## FM APPROVED SLCAB/SLMCAB CONNECTION/TERMINATION KITS



**SLCABUC1** Class I, Division 1 Power Connection Kit



**SLCABKC1** Class I, Division 1 End Termination Kit

### Class I Division 1 Kits – FM Approved


Part No.	Kit	Compatible with	Enough to Complete	Kit Contents
<b>SLCABUC1</b>	Class I, Division 1 SLCAB and SLMCAB Power Connection Kit - FM Approved	SLCAB-BF1/ SLMCAB-BF1 Heating Cable	1 power connection. C1D1 junction box included	<ul style="list-style-type: none"> <li>(1) Junction box with cover</li> <li>(1) Seal fitting</li> <li>(1) Standoff "T" fitting</li> <li>(1) 19 mm (0,75 in) NPT threaded plug</li> <li>(2) 16-14 AWG insulated butt connector</li> <li>(1) Closed end crimp connector</li> <li>(1) 89 ml (3 oz) tube of RTV sealant</li> <li>(1) Sealing compound</li> <li>(2) Pipe straps – for 51 mm to 152 mm (2 in to 6 in) O.D. pipes</li> <li>(1) Roll of fiberglass adhesive tape</li> <li>(1) Caution label</li> </ul>
<b>SLCABKC1</b>	Class I, Division 1 SLCAB and SLMCAB End Termination Kit - FM Approved	SLCAB-BF1/ SLMCAB-BF1 Heating Cable	1 end termination. C1D1 junction box included	<ul style="list-style-type: none"> <li>(1) Junction box with cover</li> <li>(1) Seal fitting</li> <li>(1) Standoff "T" fitting</li> <li>(2) 19 mm (0,75 in) NPT threaded plug</li> <li>(1) 12-10 AWG spade tongue terminal</li> <li>(1) Silicone rubber boot</li> <li>(1) Silicone sealant</li> <li>(1) Sealing compound</li> <li>(2) Pipe straps – for 51 mm to 152 mm (2 in to 6 in) O.D. pipes</li> <li>(1) Roll of fiberglass adhesive tape</li> <li>(1) Caution label</li> </ul>

### EASY WAYS TO ORDER

1. Contact your local distributor. Check BriskHeat.com to locate a local distributor.
2. Call BriskHeat® at 800-848-7673 or 614-294-3376. We have a staff of application specialists to solve your unique needs.
3. Order online at BriskHeat.com - 24/7.

### PAYMENT TERMS

#### Credit Card Options



#### Net 30 Option

Net 30 Terms are available to qualified companies. Please contact your Account Manager for additional details.

## CSA APPROVED SLCAB/SLMCAB CONNECTION/TERMINATION KITS



Ordinary Locations 2E\*, 3 (A,B,C), 5 (A,B)  
 Hazardous (Classified) Locations  
 Class I, Division 1 and 2, Groups B, C, D  
 Class II, Division 1 and 2, Groups E, F, G  
 Class III, Division 1 and 2

**Approvals valid only when** used with appropriate heating cable and installation accessories, and installed in accordance with all applicable instructions, codes, and regulations.

\*2E approved for 3 watts/ft and 5 watts/ft only.



**SLCABUC-CSA-M** Universal Connection Kit  
 (Junction Box sold separately)



**SLCABEND-CSA-2**  
 End Seal Kit



**SLCAB-CSA-D1**  
 Class I, Division 1 Accessory Kit

Part No.	Kit	Compatible with	Enough to Complete	Kit Contents	Required Accessories
<b>SLCABUC-CSA-M</b>	Universal Connection Kit - CSA Approved	SLCAB/SLMCAB series heating cable	One input connection and one end termination. Splices and power input splices can be made using two kits.	(1) Connector body (1) Connector cap (2) Connector gland washers (1) Grommet (1) Termination boot (1) Strain relief grip (1) Standoff bracket (1) Locknut (1) Termination block (1) Roll of fiberglass adhesive tape (1) Pipe strap –for 51 mm to 152 mm (2 in to 6 in) O.D. pipes (1) Ring tongue terminal (1) End seal kits – contents listed below	0,75 in NPT junction box –with appropriate approvals  SLCAB-CSA-D1 – if installed in Class I, Division 1 environment
<b>SLCABEND-CSA-2</b>	End Seal Kit - CSA Approved	SLCAB/SLMCAB series heating cable	One end termination	(1) End cap (1) Clamp (1) Sealant (1) Crimp sleeve	SLCAB-CSA-D1 – if installed in Class I, Division 1 environment
<b>SLCAB-CSA-D1</b>	Accessory Kit for Class I, Division 1 - CSA Approved	SLCABUC-CSA-M or SLCABEND-CSA-2 Kit	For use with one SLCABUC-CSA-M or SLCABEND-CSA-2 Kit. Required accessory for installations in Class I, Division 1 hazardous-area locations.	(1) C1D1 Junction box (1) C1D1 End seal	One of the above kits

## ATEX APPROVED SLCAB/SLMCAB CONNECTION/TERMINATION KITS



**NEW!**

Hazardous Locations  
 II 2GD  
 Ex eb IIC Gb  
 Ex tb IIIC Db  
 Service temperatures = -34°C to +110°C

**Approvals valid only when** used with appropriate heating cable and installation accessories, and installed in accordance with all applicable instructions, codes, and regulations.

Part No.	Kit	Compatible with	Enough to Complete	Kit Contents	Required Accessories
<b>SLCABUC-EU</b>	Power Connection/End Termination Kit – ATEX Approved	SLCAB/SLMCAB series heating cable	Either one input connection or one end termination	(1) Pipe Standoff (1) Sealing grommet – large hole (1) Sealing grommet – small hole (1) Sealing gasket (1) Termination boot (1) Shrink tube 12 mm x 140 mm (0,5 in x 5,5 in) (1) Tube of RTV silicone sealant (1) Lock ring (1) Adaptor (for installation on pipes smaller than 25 mm (1 in) Nylon zip tie (1) End boot	ATEX/IECEx Approved Junction Box

## JUNCTION BOXES & MONITOR LIGHT KITS

### Monitor Light Kits

Provides an LED end of circuit continuity indications for SLCAB/SLMCAB series self-regulating heating cable.

#### FM Approved version

Voltage	Part No.
120	<b>MLKCAB120</b>
240	<b>MLKCAB240</b>



Ordinary Locations  
 Hazardous (Classified) Locations  
 Class I, Division 2, Groups B, C, D  
 Class II, Division 2, Group F, G  
 Class III, Division 2

#### Ordinary locations (NEMA 3R) version

Voltage	Part No.
120	<b>MLK1001</b>
240	<b>MLK2001</b>

NEMA 3R for ordinary locations. Requires a lead termination kit. Part No. **SLCABLP**



**MLK1001**  
Monitor Light Kit

### Junction Boxes

Part No.	Type	Approvals / Ratings	Dimensions mm (in)	Thread Size mm (in) NPT
<b>JBM050</b>	3 hub metallic junction box with 2 plugs and watertight cover	UL/CSA for ordinary locations NEMA 3R rated	51 x 114 x 70 (2 x 4,5 x 2,75)	13 (0,50)
<b>JBM075</b>				19 (0,75)
<b>JBM100</b>				25 (1,00)
<b>JBH075</b>	7 hub cast aluminum junction box with 6 plugs and watertight cover	UL/CSA for Hazardous Areas CI D1 & 2 Groups B, C, D CII D1 Groups D, F, G	118 x 118 x 89 (4,6 x 4,6 x 3,5)	19 (0,75)
<b>JBH100</b>				25 (1,00)

#### Replacement plugs for 7 hub cast aluminum junction box

Thread Size mm (in) NPT	Part No.
19 mm (0,75 in)	<b>P075</b>
25 mm (1,00 in)	<b>P100</b>



**JBM075**  
3 Hub Ordinary Locations Junction Box

**JBH075**  
7 Hub Class I Division 1 Locations Junction Box

**More accessories on page 51**

## INTRODUCTION TO CONSTANT-WATTAGE HEATING CABLE



### Features & Benefits

- ▶ Precise and constant temperatures
- ▶ Temperatures up to 260 °C (500 °F)
- ▶ Ideal for long runs
- ▶ Can be cut-to-length at job site
- ▶ Tension wrapping holds resistance wire in place, even under extreme bending

### Applications

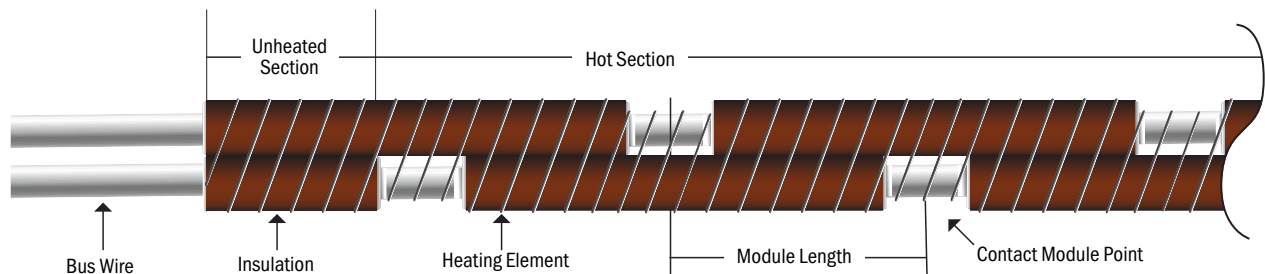
- Process maintenance
- Viscosity control
- Low to high temperature control
- Freeze protection
- Ordinary locations
- Hazardous locations



## CONSTANT-WATTAGE HEATING CABLE SELECTION GUIDE

BriskHeat® Constant-Wattage Heating Cables	FE Series	KE Series	KM Series	KK Series
Page	46	47	48	49
Maximum Exposure Temperature	204°C (400°F)	260°C (500°F)	260°C (500°F)	260°C (500°F)
Outer Jacket	FEP Extruded Jacket with Tinned Copper Overbraid	PFA Extruded Jacket	Polymide Film with Tinned Copper Overbraid	Polymide Film with Tinned Copper Overbraid
Available Voltages	120, 208, 240, 277, 480 VAC	120, 208, 240, 277, 480 VAC	120, 208, 240, 277, 480 VAC	120, 208, 240, 277, 480 VAC
Available Wattages	10, 16, 26, & 39 watts/m (3, 5, 8, & 12 watts/ft)	13, 26, & 39 watts/m (4, 8, & 12 watts/ft)	13, 26, & 39 watts/m (4, 8 & 12 watts/ft)	13, 26, 39, & 59 watts/m (4, 8, 12, & 18 watts/ft)
Nominal Dimensions	5 mm x 8 mm (0,2 in x 0,3 in) 12 AWG	5 mm x 8 mm (0,2 in x 0,3 in) 12 AWG	5 mm x 8 mm (0,2 in x 0,3 in) 12 AWG	4 mm x 6 mm (0,15 in x 0,25 in) 12 AWG
Weight per 152m (500 Foot) Spool	18 kg (40 lb)	19 kg (41 lb)	20 kg (45 lb)	14 kg (30 lb)
Dielectric Strength	Over 2000 volts	Over 2000 volts	Over 2000 volts	Over 2000 volts
Resistance to Moisture	Poor	Excellent	Good	Good
Resistance to Chemicals	Poor	Excellent	Good	Good
Resistance to Flame	Outstanding	Excellent	Outstanding	Excellent
Resistance to Radiation	Fair to good	Fair to good	Good	Outstanding flexibility after exposure to 10 <sup>9</sup> RADS

### How Constant-Wattage Cable Works



Constant-Wattage cable uses a fixed resistance wire wrapped around two main conductors (bus wires). At specific intervals the insulation is removed from the bus wires, forming the Contact Module Points.

These Contact Module Points are staggered along the length of the cable. This creates consistent heating circuits known as the Module Length. When power is applied to the bus wires each complete Module Length heats at the rated wattage output.

The incomplete Module Lengths, at the beginning and end of each cable, do not heat. This allows the “Cold” ends to be safely placed inside of a controller or junction box.

## FE GENERAL-PURPOSE CONSTANT-WATTAGE HEATING CABLE

- ▶ Temperatures up to 204 °C (400 °F)
- ▶ Power remains constant regardless of temperature
- ▶ Can be cut-to-length at job site
- ▶ Wide range of general-purpose applications
  - Mid-range process temperature control for food and chemical processing
  - Condensate return
  - Water lines
  - Hot water lines
  - Fire protection systems
  - Lines periodically purged with 250 psig steam
  - Fuel oil
  - Not suitable for installation in wet locations and outdoor use



**Temperatures  
Up to  
204 °C (400 °F)**

### Specifications

**Exposure Temperature Range:** -30°C to 204°C (-22°F to 400°F)

**Minimum Bend Radius:** 25 mm (1,0 in)

**Bus Wire Gauge:** 12 AWG

**Dimensions:** 5 mm x 8 mm (0,2 in x 0,3 in)

**Weight:** 18 kg (40 lb) per 152 m (500-foot) spool



Ordinary Locations  
Hazardous Locations:  
Class I, Division 2, Groups B, C, & D  
Class II, Division 2, Groups F, & G  
Class III, Division 2



Tinned copper braid only  
Ordinary locations  
120, 240 VAC only



**Approvals valid only when** used with appropriate heating cable and installation accessories, and installed in accordance with all applicable instructions, codes, and regulations.

### Ordering Information

#### Part Number Matrix

**FECAB 3 120 B**

**Watts/ft:** \_\_\_\_\_  
3, 5, 8, 12

**Voltage:** \_\_\_\_\_  
120, 208, 240, 277, 480

**Braid Type:** \_\_\_\_\_  
B- (tinned copper metal braid), SS- (stainless steel overbraid)

See pages 50-51 for connection/termination kits and accessories.

#### Maximum Circuit Length in m (ft)

Cable	120 VAC	208 VAC	240 VAC	277 VAC	480 VAC
10 watts/m (3 watts/ft)	195 (640)	338 (1110)	390 (1280)	N/A	780 (2560)
16 watts/m (5 watts/ft)	117 (385)	203 (665)	234 (770)	N/A	468 (1535)
26 watts/m (8 watts/ft)	73 (240)	127 (415)	480 (146)	169 (555)	293 (960)
39 watts/m (12 watts/ft)	49 (160)	85 (277)	320 (98)	113 (370)	195 (640)

#### Circuit Module Length in m (ft)

Cable Type	120 VAC	208 VAC	240 VAC	277 VAC	480 VAC
10 watts/m (3 watts/ft)	0,6 (2,0)	1,2 (4,0)	1,2 (4,0)	N/A	2,4 (8,0)
16 watts/m (5 watts/ft)	0,6 (2,0)	1,2 (4,0)	0,9 (3,0)	N/A	1,8 (6,0)
26 watts/m (8 watts/ft)	0,6 (2,0)	1,2 (4,0)	1,2 (4,0)	1,2 (4,0)	1,8 (6,0)
39 watts/m (12 watts/ft)	0,6 (2,0)	1,8 (6,0)	0,6 (2,0)	1,2 (4,0)	1,2 (4,0)

When ordering, please allow a minimum of 1 module length extra for terminations.

**IMPORTANT: Temperature controller is required for this product. See options starting on page 145.**



## KE HARSH ENVIRONMENT CONSTANT-WATTAGE HEATING CABLE

- ▶ Temperatures up to 260 °C (500 °F)
- ▶ Power remains constant regardless of temperature
- ▶ Moisture, chemical, flame, and radiation resistant
- ▶ Can be cut-to-length at job site
- ▶ Wide range of applications in corrosive environments
  - Freeze protection
  - Viscosity control
  - High temperature process control
  - Asphalt plants
  - Oil refineries
  - Mines
  - Chemical and petrochemical processing areas
  - Other explosive and corrosive atmospheres
  - Severe arctic cold

### Specifications

**Exposure Temperature Range:** -30°C to 260°C (-22°F to 500°F)

**Minimum Bend Radius:** 25 mm (1,0 in)

**Bus Wire Gauge:** 12 AWG

**Dimensions:** 5 mm x 8 mm (0,2 in x 0,3 in)

**Weight:** 19 kg (41 lb.) per 152 m (500-foot)



Ordinary Locations  
 Hazardous Locations:  
 Class I, Division 2, Groups B, C, & D  
 Class II, Division 2, Groups F, & G  
 Class III, Division 2



Approvals valid only when used with appropriate heating cable and installation accessories, and installed in accordance with all applicable instructions, codes, and regulations.

### Ordering Information


#### Part Number Matrix

KECAB	4	120
-------	---	-----

**Watts/ft:** \_\_\_\_\_  
 4, 8, 12

**Voltage:** \_\_\_\_\_  
 120, 208, 240, 277, 480

See pages 50-51 for connection/termination kits and accessories.



**Moisture & Chemical Resistant**



**Temperatures Up to 260 °C (500 °F)**

#### Maximum Circuit Length in m (ft)

Cable Type	120 VAC	208 VAC	240 VAC	277 VAC	480 VAC
13 watts/m (4 watts/ft)	146 (480)	253 (830)	293 (960)	338 (1110)	585 (1920)
26 watts/m (8 watts/ft)	73 (240)	127 (415)	146 (480)	169 (555)	293 (960)
39 watts/m (12 watts/ft)	49 (160)	85 (277)	98 (320)	113 (370)	195 (640)

#### Circuit Module Length in m (ft)

Cable Type	120 VAC	208 VAC	240 VAC	277 VAC	480 VAC
13 watts/m (4 watts/ft)	1,2 (4,0)	1,2 (4,0)	1,2 (4,0)	1,2 (4,0)	2,4 (8,0)
26 watts/m (8 watts/ft)	1,2 (4,0)	1,2 (4,0)	1,2 (4,0)	1,2 (4,0)	1,8 (6,0)
39 watts/m (12 watts/ft)	0,6 (2,0)	1,8 (6,0)	1,2 (4,0)	1,2 (4,0)	1,8 (6,0)

When ordering, please allow a minimum of 1 module length extra for terminations.

**IMPORTANT: Temperature controller is required for this product. See options starting on page 145.**

## KM CONSTANT-WATTAGE HEATING CABLE

- ▶ Temperatures up to 260 °C (500 °F)
- ▶ Power remains constant regardless of temperature
- ▶ Moisture, chemical, flame, and radiation resistant
- ▶ Can be cut-to-length at job site
- ▶ Wide range of applications
  - Freeze protection
  - Oil refineries
  - Viscosity control
  - Water treatment plants
  - High temperature process control
  - Food processing plants
  - Power plants
  - Other explosive atmospheres

### Specifications

**Exposure Temperature Range:** -30°C to 260°C (-22°F to 500°F)

**Minimum Bend Radius:** 25 mm (1,0 in)

**Bus Wires Gauge:** 12 AWG

**Dimensions:** 5 mm x 8 mm (0,2 in x 0,3 in)

**Weight:** 20 kg (45 lb) per 152 m (500-foot) spool



Ordinary Locations  
 Hazardous Locations:  
 Class I, Division 2, Groups B, C, & D  
 Class II, Division 2, Groups F, & G  
 Class III, Division 2



Approvals valid only when used with appropriate heating cable and installation accessories, and installed in accordance with all applicable instructions, codes, and regulations.

### Ordering Information

#### Part Number Matrix

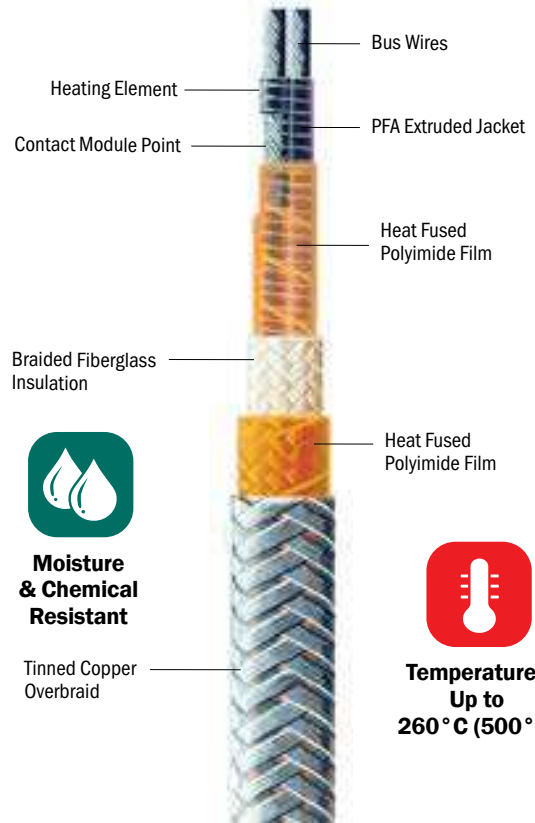
KMCAB	8	120	12
-------	---	-----	----

**Watts/ft:** \_\_\_\_\_  
 4, 8, 12

**Voltage:** \_\_\_\_\_  
 120, 208, 240, 277, 480

**Bus Gauge:** \_\_\_\_\_  
 12 AWG

See pages 50-51 for connection/termination kits and accessories.



**Moisture & Chemical Resistant**

Tinned Copper Overbraid



**Temperatures Up to 260 °C (500 °F)**

### Maximum Circuit Length in m (ft)

Cable Type	120 VAC	208 VAC	240 VAC	277 VAC	480 VAC
13 watts/m (4 watts/ft)	146 (480)	253 (830)	293 (960)	338 (1110)	585 (1920)
26 watts/m (8 watts/ft)	73 (240)	127 (415)	146 (480)	169 (555)	293 (960)
39 watts/m (12 watts/ft)	49 (160)	85 (277)	98 (320)	113 (370)	195 (640)

### Circuit Module Length in m (ft)

Cable Type	120 VAC	208 VAC	240 VAC	277 VAC	480 VAC
13 watts/m (4 watts/ft)	1,2 (4,0)	1,2 (4,0)	1,2 (4,0)	1,2 (4,0)	2,4 (8,0)
26 watts/m (8 watts/ft)	1,2 (4,0)	1,2 (4,0)	1,2 (4,0)	1,2 (4,0)	1,8 (6,0)
39 watts/m (12 watts/ft)	1,2 (4,0)	1,8 (6,0)	1,2 (4,0)	1,2 (4,0)	1,2 (4,0)

When ordering, please allow a minimum of 1 module length extra for terminations.

**IMPORTANT: Temperature controller is required for this product. See options starting on page 145.**

## KK CONSTANT-WATTAGE HEATING CABLE

- ▶ Temperatures up to 260°C (500°F)
- ▶ Power remains constant regardless of temperature
- ▶ Can be cut-to-length at job site
- ▶ Moisture, chemical, flame, and radiation resistant
- ▶ Wide range of high temperature applications
  - Viscosity control
  - Locations where halogens are not permitted
  - Asphalt lines
  - Process lines subject to high pressure steam blow down
  - Heavy oil lines
  - Nuclear environments

### Specifications


**Exposure Temperature Range:** -30°C to 260°C (-22°F to 500°F)

**Minimum Bend Radius:** 25 mm (1,0 in)

**Bus Wire Gauge:** 12 AWG

**Dimensions:** 4 mm x 6 mm (0,15 in x 0,25 in)

**Weight:** 14 Kg (30 lb.) per 152 m (500-foot) spool



**Moisture & Chemical Resistant**



**Temperatures Up to 260°C (500°F)**



Ordinary Locations  
Hazardous Locations:  
Class I, Division 2, Groups B, C, & D  
Class II, Division 2, Groups F, & G  
Class III, Division 2



Approvals valid only when used with appropriate heating cable and installation accessories, and installed in accordance with all applicable instructions, codes, and regulations.

### Ordering Information

#### Part Number Matrix

KKCAB	8	120
-------	---	-----

**Watts/ft:** \_\_\_\_\_

4, 8, 12, 18

**Voltage:** \_\_\_\_\_

120, 208, 240, 277, 480

See pages 50-51 for connection/termination kits and accessories.

#### Maximum Circuit Length in m (ft)

Cable Type	120 VAC	208 VAC	240 VAC	277 VAC	480 VAC
13 watts/m (4 watts/ft)	146 (480)	253 (830)	293 (960)	338 (1110)	585 (1920)
26 watts/m (8 watts/ft)	73 (240)	127 (415)	146 (480)	169 (555)	293 (960)
39 watts/m (12 watts/ft)	49 (160)	85 (277)	98 (320)	113 (370)	195 (640)
59 watts/m (18 watts/ft)	32 (105)	56 (185)	65 (215)	75 (245)	130 (425)

#### Circuit Module Length in m (ft)

Cable Type	120 VAC	208 VAC	240 VAC	277 VAC	480 VAC
13 watts/m (4 watts/ft)	1,2 (4,0)	1,2 (4,0)	1,2 (4,0)	1,2 (4,0)	2,4 (8,0)
26 watts/m (8 watts/ft)	0,6 (2,0)	1,2 (4,0)	1,2 (4,0)	1,2 (4,0)	1,8 (6,0)
39 watts/m (12 watts/ft)	0,6 (2,0)	1,2 (4,0)	1,2 (4,0)	1,2 (4,0)	2,1 (7,0)
59 watts/m (18 watts/ft)	0,5 (1,75)	0,9 (3,0)	1,1 (3,5)	1,2 (4,0)	1,7 (5,5)

When ordering, please allow a minimum of 1 module length extra for terminations.

**IMPORTANT: Temperature controller is required for this product. See options starting on page 145.**

## FE CONNECTION/TERMINATION KITS



FECABUC Contents

### FECABKC: Lead/End Termination Kit

5 - Lead pouches  
 5 - End pouches  
 10 - Shrink tubes  
 Enough to complete five lead terminations and five end terminations.

### FECABUC: Universal Connection/Termination Kit

3 - Lead pouches  
 2 - End pouches  
 6 - Shrink tubes  
 1 - 89 ml (3 oz) tube RTV sealant  
 1 - Caution label  
 2 - Ring terminals  
 2 - Splice connectors 12-10  
 3 - Wire nuts  
 1 - 1 in NPT Pipe standoff  
 2 - Pipe straps  
 Enough to complete one power input connection or one power input splice, three lead terminations and two end terminations.

*NOTE: Requires double hub junction box.*

### FECABLP: Lead Termination Kit

1 - Lead pouch  
 1 - Shrink tube  
 Enough to complete one lead termination.

### FECABSK: Splice Kit

3 - Lead pouches  
 1 - End pouch  
 4 - Shrink tubes  
 1 - 89 ml (3 oz) Tube RTV sealant  
 1 - Caution label  
 3 - Ring terminals  
 3 - Splice connectors 12-10  
 Enough to complete one in-line splice or one tee splice, three lead terminations and one end termination.

*NOTE: Requires single hub junction box, pipe standoff, two pipe straps.*

### FECABEP: End Termination Kit

1 - End pouch  
 1 - Shrink tube  
 Enough to complete one end termination.

## KE/KM/KK CONNECTION/TERMINATION KITS



KCABUC Contents

### KCABKC: Lead/End Termination Kit

5 - Lead pouches  
 5 - End pouches  
 1 - 89 ml (3 oz) Tube RTV sealant  
 Enough to complete five lead terminations and five end terminations.

### KCABUC: Universal Connection/Termination Kit

2 - Lead pouches  
 2 - End pouches  
 1 - 89 ml (3 oz) Tube RTV sealant  
 1 - Caution label  
 2 - Ring terminals  
 2 - Splice connectors 12-10  
 2 - Wire nuts  
 1 - 1 in NPT pipe standoff  
 2 - Pipe straps  
 Enough to complete one power input connection or one power input splice, two lead terminations and two end terminations.

*NOTE: Requires double-hub junction box.*

### KCABLP: Lead Termination Kit

1 - Lead pouch  
 Enough to complete one lead termination.

*NOTE: Requires RTV silicone*

### KCABSK: Splice Kit

3 - Lead Pouches  
 3 - End pouches  
 1 - 89 ml (3 oz) Tube RTV sealant  
 1 - Caution label  
 3 - Ring terminals  
 3 - Splice connectors 12-10  
 Enough to complete one in-line splice or one tee splice, three lead terminations and three end terminations.

*NOTE: Requires single hub junction box, pipe standoff, two pipe straps.*

### KCABEP: End Termination Kit

1 - End pouch  
 Enough to complete one end termination.

*NOTE: Requires RTV silicone.*

## HEATING CABLE ACCESSORIES

### Adhesive Tape

Adhesive tape used for mounting heating cable.



Part No.	Description
<b>PSAT36A</b>	<b>Standard Fiberglass Tape</b> Suitable for General Purpose Applications Size: 13 mm x 38 m (0,5 in x 108 ft) Silicone Adhesive Temp Limit: 200°C (392°F)
<b>AAT25</b>	<b>Standard Aluminum Tape</b> Suitable for General Purpose Applications Size: 64 mm x 55 m (2,5 in x 180 ft) Acrylic Adhesive watts/Liner Temp Limit: 152°C (305°F)
<b>AAT260</b>	<b>Extra-Strength Aluminum Tape</b> Enhanced Durability and Adhesion for More Rigorous Applications Size: 51 mm x 55 m (2 in x 180 ft) Acrylic Adhesive Temp Limit: 149°C (300°F)
<b>AAT2180</b>	<b>High Temperature Aluminum Tape</b> Designed for applications above 200°C (392°F) Size: 51 mm x 55 m (2 in x 180 ft) Silicone Adhesive watts/Liner Temp Limit: 288°C (550°F)

**NEW!**

### Junction Box

Metallic enclosure with watertight cover. Suitable for ordinary locations. NEMA 3R rated for indoor/outdoor use.

File No. 195978 File No. C22.2 No. 18



Part No.	Description
<b>JBM050</b>	<b>Metallic Box 3 hub 1/2 in NPT</b> Dimensions: 51 mm x 114 mm x 70 mm (2 in x 4-1/2 in x 2-3/4 in)
<b>JBM075</b>	<b>Metallic Box 3 hub 3/4 in NPT</b> Dimensions: 51 mm x 114 mm x 70 mm (2 in x 4-1/2 in x 2-3/4 in)
<b>JBM100</b>	<b>Metallic Box 3 hub 1 in NPT</b> Dimensions: 67 mm x 114 mm x 70 mm (2-5/8 in x 4-1/2 in x 2-3/4 in)

### Hazardous Location Junction Box

Metallic enclosure with watertight explosion proof cover. Suitable for hazardous locations. C1 D1 NEMA 4x rated for indoor/outdoor use.



Part No.	Description
<b>JBH075</b>	<b>Metallic box 7 hub 3/4 in NPT</b> Dimensions: 118 mm x 118 mm x 89 mm (4,6 in x 4,6 in 3,5 in)
<b>JBH100</b>	<b>Metallic box 7 hub 1 in NPT</b> Dimensions: 118 mm x 118 mm x 89 mm (4,6 in x 4,6 in 3,5 in)



### Pipe Standoff

Aluminum standoff for mounting junction boxes to pipe.

Part No.	Description
<b>PSOCAB075</b>	3/4 in NPT thread
<b>PSOCAB010</b>	1 in NPT thread



### Pipe Strap

Stainless steel pipe straps used to secure pipe standoff to pipe.

Part No.	Description
<b>BPSCAB2-6</b>	Adjustable from: 51 mm to 152 mm (2 in to 6 in)



### RTV Sealant

Silicone sealant used to seal lead pouches, end pouches, and pipe standoffs.

Part No.	Description
<b>RTV3.0</b>	89 ml (3 oz.)



### Monitor Light Kit

Provides an LED end of circuit continuity indication for all types of heating cable. Suitable for ordinary locations. NEMA 3R rated for outdoor/wet area use. FM approved for hazardous area use.

Part No.	Description	Rating
<b>MLK1001</b>	120 V LED	NEMA 3R
<b>MLK2002</b>	240 V LED	NEMA 3R
<b>MLKCAB120</b>	120 V LED	FM Haz.
<b>MLKCAB240</b>	240 V LED	FM Haz.

Note: Lead termination kit required.  
For SL series cables use SLCABLP  
For FE series cables use FECABLP  
For KE, KK, and KM series cables use KCABLP



### Heat Conductive Putty

Used to fill voids between cable and pipe surface.

Part No.	Description
<b>HCP1</b>	Size: 0,5 kg (1 lb.)
<b>HCP3</b>	Size: 1,4 kg (3 lb.)



### Electrical Tracing Caution Label

Recommended for every 3 m (10 ft) of heat trace.

Part No.	Description
<b>BCLCAB</b>	Caution label (English)
<b>BCLCAB-DE</b>	Caution label (Deutsch)
<b>BCLCAB-ES</b>	Caution label (Español)
<b>BCLCAB-FR</b>	Caution label (Français)
<b>BCLCAB-IT</b>	Caution label (Italiano)

## MINERAL-INSULATED HEATING CABLE

**NEW!**

### Features & Benefits

- ▶ High temperature capabilities up to 1000 °C (1832 °F)
- ▶ Water resistant and high corrosion resistance — IP67 rated
- ▶ Choice of outer sheath materials: Stainless steel, Alloy 800/825, or Inconel 600
- ▶ Laser welded for superior reliability
- ▶ Customized for your application
- ▶ Extremely durable and corrosion-resistant — suitable for harsh environments
- ▶ High watt densities for faster heat-up
- ▶ Bend radius of 5x cable diameter



Temperatures  
Up to  
1000 °C (1832 °F)

### Ideal for

- Tanks and vessels
- Power generation hoppers
- Pipe tracing
- Container heaters
- Valves, flanges, metal tubes
- Radiant heaters
- Under water heaters
- Furnaces
- Floodgate heating
- Reactors
- Plate heating
- Pump heating
- Continuous heating ovens
- Process heaters



Can be bent and shaped to fit




Ideal for a wide range of applications



Radiant heater application

## MINERAL-INSULATED HEATING CABLE

### Construction



### Specifications

**Maximum Exposure Temperature:** 1000°C (1832°F)

**Maximum Watt Density:** 250 watts/m (76,2 watts/ft)

**Outer Sheath Material Options:** Stainless steel, Alloy 800 & 825, or Inconel 600

**Heat Conductor:** Nichrome, copper, or copper alloy resistance cable

**Dielectric Mineral Insulation:** MgO = Magnesium oxide

**Cable Diameter:** 3,2 mm (0,125 in) up to 6,5 mm (0,25 in)

**Custom Lengths:** Manufactured for your specific needs

**IP Rating:** IP67 (waterproof)

**Standard Cold Lead Length:** 0,5 m (1,64 ft)†

**Standard Voltage:** 230 VAC

**Standard Brass Compression Fitting Connections:** M20 x 1,5†

**Minimum Bend Radius:** 5 times the cable OD

† Other sizes, voltages, and fittings available



Hazardous Locations:  
II 2 G Ex e IIC Gb  
II 2 D Ex tb IIIC Db

### Chemical & Corrosion Resistance Chart

Outer Material	Sulfuric Acid	Hydrochloric Acid	Hydrofluoric Acid	Phosphoric Acid	Nitric Acid	Organic Acid	Alkali	Salts	Seawater	Chloride
Stainless steel 321	N	N	N	N	D	E	A	A	N	N
Inconel 600	D	D	A	D	D	E	E	E	A	E
Alloy 825	E	E	E	E	E	E	E	E	E	E

Other outer material options available upon request

E - Excellent  
A - Acceptable  
X - Application dependent  
N - Not recommended



### Ordering Information

Part No.	Description
<b>Configure-to-order</b>	Contact us today for a quote

BriskHeat provides a complete system with all materials necessary for installation including heating cable, clamp bands, installation mesh, aluminum foil, stainless steel foil, and more.

### Accessories

Part No.	Description
<b>70000000</b>	MI Junction Box – 120 mm (4,7 in) x 122 mm (4,8 in) x 90 mm (3,5 in)
<b>71000210</b>	Clamping Band – 10 mm (0,39 in W) x 10 m (394 in L)
<b>71000301</b>	Turnbuckle – for 71000210, 25/pack

**IMPORTANT: Temperature controller is required for this product. See options starting on page 145.**

## INSUL-LOCK® FLEXIBLE CLOSED CELL PIPE INSULATION

### Features & Benefits

- ▶ Environmentally-friendly, CFC-free, flexible elastomeric thermal insulation
- ▶ Double seal reduces air infiltration
- ▶ Non-porous, fiber-free, and resistant to mold growth
- ▶ Compatible with heating cable and tapes

**NEW OPTIONS!**



### Specifications

**Operating Temperature Range:** -57°C to 104°C (-70°F to 220°F)

**R-value:** 3

**Color:** Black

**Thickness:** 1,3 cm (0,5 in)

**Density:** 3 to 6 PCF

**Water Vapor Permeability:**

Dry cup (elastomeric insulation): 0,03 perm/in

Wet cup (glued seam with overlap): 0,12 perm/in

**Water Absorption % (volume change):** 0

### Applications

- Self-Regulating heating cable pipe/tube insulation
- Freeze protection
- Prevent condensation on refrigerant lines, cold water plumbing, roof drains, and chilled water systems





## INSUL-LOCK® FLEXIBLE CLOSED CELL PIPE INSULATION

### Ordering Information

#### Straight Sections: 1,8 m (6 ft) long

- Easy-to-install with double seal technology
  - Built-in pressure sensitive adhesive
  - Built-in PVC overlap tape with acrylic adhesive
- Scrim reinforcement on the seam surface



Part No.	Recommended Pipe/Tube O.D. in	Inside Diameter in	Recommended Pipe/Tube O.D. mm	Inside Diameter mm
INSUL78	½ - ¾	⅞	13 - 16	22
INSUL118	¾ - 1	1½	19 - 22	29
INSUL138	1	1¾	25	35
INSUL158	1½	1¾	29	41
INSUL2	1¾	2	35	51
INSUL218	1¾	2½	41	54
INSUL238	2	2¾	51	60
INSUL258	2½	2¾	54	67
INSUL278	2¾	2¾	60	73
INSUL318	2¾	3¼	67	79
INSUL312	2¾	3½	73	89
INSUL358	3¼	3¾	79	92
INSUL418	3½	4¼	89	105
INSUL412	4	4½	102	114
INSUL558	5	5¾	127	143
INSUL658	6	6¾	152	168



### Tees

Part No.	Recommended Pipe/Tube O.D. in	Inside Diameter in	Recommended Pipe/Tube O.D. mm	Inside Diameter mm
INSUL78T	½ - ¾	⅞	13 - 16	22
INSUL118T	¾ - 1	1½	19 - 22	29
INSUL138T	1	1¾	25	35
INSUL158T	1½	1¾	29	41
INSUL2T	1¾	2	35	51
INSUL218T	1¾	2½	41	54
INSUL238T	2	2¾	51	60
INSUL258T	2½	2¾	54	67
INSUL278T	2¾	2¾	60	73
INSUL318T	2¾	3¼	67	79
INSUL312T	2¾	3½	73	89
INSUL358T	3¼	3¾	79	92
INSUL418T	3½	4¼	89	105
INSUL412T	4	4½	102	114
INSUL558T	5	5¾	127	143
INSUL658T	6	6¾	152	168



### 90° Elbows

Part No.	Recommended Pipe/Tube O.D. in	Inside Diameter in	Recommended Pipe/Tube O.D. mm	Inside Diameter mm
INSUL7890	½ - ¾	⅞	13 - 16	22
INSUL11890	¾ - 1	1½	19 - 22	29
INSUL13890	1	1¾	25	35
INSUL15890	1½	1¾	29	41
INSUL290	1¾	2	35	51
INSUL21890	1¾	2½	41	54
INSUL23890	2	2¾	51	60
INSUL25890	2½	2¾	54	67
INSUL27890	2¾	2¾	60	73
INSUL31890	2¾	3¼	67	79
INSUL31290	2¾	3½	73	89
INSUL35890	3¼	3¾	79	92
INSUL41890	3½	4¼	89	105
INSUL41290	4	4½	102	114
INSUL55890	5	5¾	127	143
INSUL65890	6	6¾	152	168

90° Elbows and Tees: Slits are cut by end user and require adhesive like RTV for installation



### Accessories

Part No.	Description
RTV3.0	Silicone adhesive sealant used to seal 90° elbows and tees; 89 ml (3 oz)

## RWK/RWF/RWG RESISTANCE WIRE

### Features & Benefits

- ▶ Same multi-stranded wire we used in high-quality heating element
- ▶ 152 m (500 ft) or 305 m (1000 ft) standard spool sizes
- ▶ Provides greater flexibility and durability than solid strand wires
- ▶ Flexible up to a 1,6 mm (1/16 in) radius

### Polyimide Film Insulated Resistance Wire – RWK Series


#### Specifications

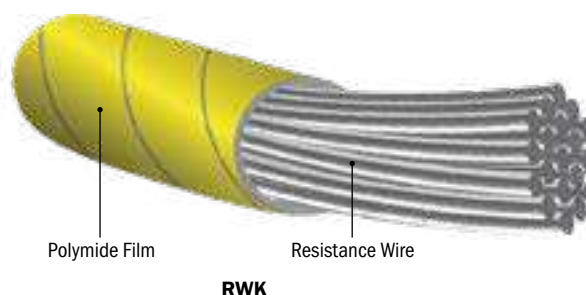
**Maximum Exposure Temperature:** 180°C (356°F)

**Insulation Type:** 1 mil polyimide film with 50% overlap

**Insulation Thickness:** 2 mil

**Dielectric Strength:** Over 2000 volts (Suitable for use on Conductive Surfaces)

 rated to 250°C (482°F), 600 VAC, AWM 5417



### Fiberglass Insulated Resistance Wire – RWF Series

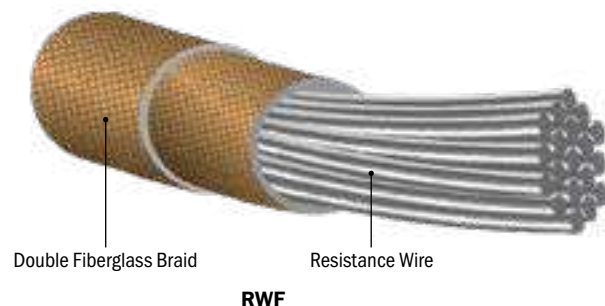
#### Specifications

**Maximum Exposure Temperature:** 593°C (1100°F)

**Insulation Type:** Two layers of 8 mil diameter strands of fiberglass yarn

**Dielectric Strength:** Over 2000 volts (Not Suitable for use on Conductive Surfaces)

**PTFE Optional Coating:** Provides anti-fraying and abrasion resistance



### Grounded Resistance Wire – RWG Series

#### Specifications

**Maximum Exposure Temperature:** 180°C (356°F)

**360° Grounded Braid:** Wraps completely around heating element for maximum safety


**Insulation Type:** 1 mil polyimide film with 50% overlap

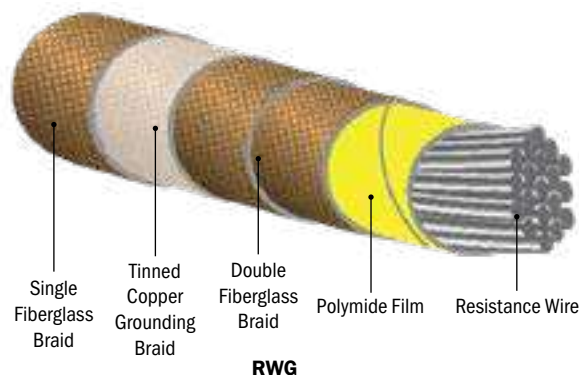
**Insulation Thickness:** 2 mil

**Construction:** Two layers of 8 mil diameter fiberglass braided over polyimide film

**Dielectric Strength:** Over 2000 volts (Suitable for use on Conductive Surfaces)

**PTFE Optional Coating:** Provides anti-fraying and abrasion resistance

 rated to 250°C (482°F), 600 VAC, AWM 5418



## Ordering Information

When specifying resistance wire, it is important to consider all aspects of the application and wire. For example, if the application is on a conductive surface, wire type RWF should not be chosen. Also, if the application requires constant temperatures of 176°C (350°F), then alloy K should not be chosen. Call BriskHeat® or your local distributor for application assistance.

### Part Number Guide

<b>Resistance Wire Type:</b>	<b>RWG</b>	<b>25</b>	<b>A</b>	<b>-</b>	<b>7.00</b>	<b>T</b>	<b>A</b>
RWK- Polyimide Film Insulated, RWF- Fiberglass Insulated, RWG- Grounded							
<b>Number of Strands:</b>							
(see below tables)							
<b>Alloy Type:</b>							
(see below tables)							
<b>Resistance per Foot:</b>							
(see below tables)							
<b>Optional Coating:</b>							
T- PTFE (RWF and RWG only), Blank - None							
<b>Spool Size:</b>							
A - 152 m (500 ft), B - 305 m (1000 ft)							

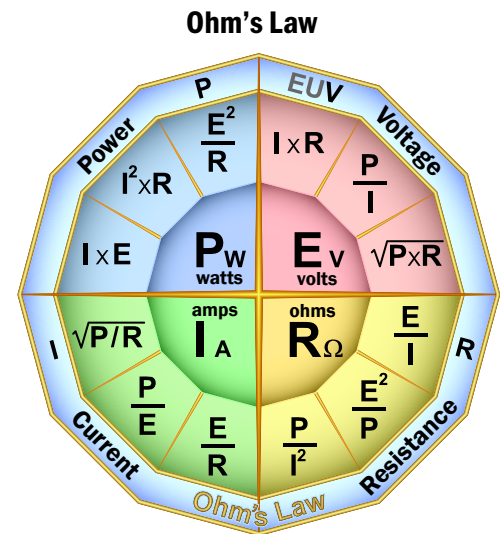
## Alloy Specifications

Alloy Type	Gauge/ Strand	Max Exposure Temperature	Ohms/FT/ Strand	Composition
A	43	899°C (1650°F)	175,00	71,75% Fe, 22% Cr, 5,75% Al, 0,5% Cu
B	41	899°C (1650°F)	115,31	71,75% Fe, 22% Cr, 5,75% Al, 0,5% Cu
C	40	899°C (1650°F)	88,18	71,75% Fe, 22% Cr, 5,75% Al, 0,5% Cu
D	40	899°C (1650°F)	70,24	60% Ni, 15% Cr, 25% Fe
E	39	899°C (1650°F)	55,10	60% Ni, 15% Cr, 25% Fe
F	37	899°C (1650°F)	33,33	60% Ni, 15% Cr, 25% Fe
G	37	550°C (1022°F)	14,52	55% Cu, 45% Ni
H	37	538°C (1000°F)	8,88	78% Cu, 22% Ni
I	37	538°C (797°F)	4,44	88% Cu, 12% Ni
K	36	149°C (300°F)	0,43	96% Cu (core), 4% Ni (cladding)

## Resistance Per Foot

Number of Strands	Alloy Type									
	A	B	C	D	E	F	G	H	I	K
5	35,000	23,062	17,636	14,048	11,020	6,666	2,904	1,776	0,888	0,086
6	29,167	19,218	14,697	11,707	9,183	5,555	2,420	1,480	0,740	0,072
7	25,000	16,473	12,597	10,034	7,871	4,761	2,074	1,269	0,634	0,061
8	21,875	14,414	11,023	8,780	6,888	4,166	1,815	1,110	0,555	0,054
9	19,444	12,812	9,798	7,804	6,122	3,703	1,613	0,987	0,493	0,048
10	17,500	11,531	8,818	7,024	5,510	3,333	1,452	0,888	0,444	0,043
11	15,909	10,483	8,016	6,385	5,009	3,030	1,320	0,807	0,404	0,039
12	14,583	9,609	7,348	5,853	4,592	2,778	1,210	0,740	0,370	0,036
13	13,462	8,870	6,783	5,403	4,238	2,564	1,117	0,683	0,342	0,033
14	12,500	8,236	6,299	5,017	3,936	2,381	1,037	0,634	0,317	0,031
15	11,667	7,687	5,879	4,683	3,673	2,222	0,968	0,592	0,296	0,029
16	10,938	7,207	5,511	4,390	3,444	2,083	0,908	0,555	0,278	0,027
17	10,294	6,783	5,187	4,132	3,241	1,961	0,854	0,522	0,261	0,025
18	9,722	6,406	4,899	3,902	3,061	1,852	0,807	0,493	0,247	0,024
19	9,211	6,069	4,641	3,697	2,900	1,754	0,764	0,467	0,234	0,023
20	8,750	5,766	4,409	3,512	2,755	1,667	0,726	0,444	0,222	0,022
21	8,333	5,491	4,199	3,345	2,624	1,587	0,691	0,423	0,211	0,020
22	7,955	5,241	4,008	3,193	2,505	1,515	0,660	0,404	0,202	0,020
23	7,609	5,013	3,834	3,054	2,396	1,449	0,631	0,386	0,193	0,019
24	7,292	4,805	3,674	2,927	2,296	1,389	0,605	0,370	0,185	0,018
25	7,000	4,612	3,527	2,810	2,204	1,333	0,581	0,355	0,178	0,017
26	6,731	4,435	3,392	2,702	2,119	1,282	0,558	0,342	0,171	0,017
27	6,481	4,271	3,266	2,601	2,041	1,234	0,538	0,329	0,164	0,016
28	6,250	4,118	3,149	2,509	1,968	1,190	0,519	0,317	0,159	0,015
29	6,034	3,976	3,041	2,422	1,900	1,149	0,501	0,306	0,153	0,015
30	5,833	3,844	2,939	2,341	1,837	1,111	0,484	0,296	0,148	0,014

NOTE: Resistance tolerance is ±8%



# YOUR SPEC OUR TECH

BriskHeat has been meeting a diverse range of industrial heating needs since 1949. BriskHeat designs and manufactures flexible heating elements, control systems, and accessories that provide custom solutions for process heating, freeze protection, viscosity control, and condensation prevention.

BriskHeat's products are utilized in all types of markets from petrochemicals and semiconductors to food processing and biotech. And BriskHeat is THE WORLDWIDE leader in flexible surface heat trace products that meet the needs of global customers in virtually every industry.



**BriskHeat®**

4800 Hilton Corporate Drive  
Columbus, OH 43232  
800-848-7673 | 614-294-3376  
BriskHeat.com  
bhtsales1@briskheat.com

# FLEXIBLE **HEATING** TAPES & CORDS



**BriskHeat**<sup>®</sup>

## INTRODUCTION TO XTREMEFLEX® HEATING TAPES & CORDS

The flexible designs and high temperature capabilities of XtremeFLEX® Heating Tapes and Cords provide an ideal solution. Heating tapes and cords can be used on any surface requiring fast and efficient direct contact heating, up to temperatures of 760°C (1400°F).

### Features & Benefits

#### ▶ High Temperatures and Watt Densities

- Rapid thermal response
- Temperatures up to 760°C (1400°F)
- Watt densities up to 2,0 watts/cm<sup>2</sup> (13 watts/in<sup>2</sup>)

#### ▶ Extremely Flexible and Versatile

#### ▶ Plug-and-Play Options

#### ▶ Rugged and Durable

- Multi-stranded resistance wire
- Moisture and chemical resistance with silicone rubber sheath

#### ▶ Wide Range of Applications

- Viscosity and temperature control
- Freeze protection
- Integrally heated tools
- Gas tubing
- Valves
- Laboratory apparatus
- Plastic bending
- External heating of dies and tools
- Temporary heat
- Hopper throat heater



**Temperatures  
Up to  
760 °C (1400 °F)**



## XTREMEFLEX® HEATING TAPES & CORDS SELECTION GUIDE

### Silicone Rubber Heating Tapes

Type	Series	Page	Maximum Exposure Temperature	Maximum Power Density watts/cm <sup>2</sup> (watts/in <sup>2</sup> )	Minimum Bend Radius mm (in)	IP Rating	Built-in Control	Grounded	Suitable for Electrical Conductive Surfaces
Silicone Rubber Heating Tapes	BSO BSO-G	62	232°C (450°F)	0,7 (4,3)	6 (0,25)	IP66		✓ Select models	✓
Long-Length Silicone Rubber Heating Tapes	RKF/RKH	64	232°C (450°F)	0,7 (4,3)	6 (0,25)	IP66			✓
Silicone Rubber Heating Tapes with Preset Thermostat	RKP	65	Varies	0,16 (1,0)	6 (0,25)	IP66	✓		✓
Silicone Rubber Heating Tapes with Adjustable Thermostat Control	HSTAT MSTAT	66	Varies	0,9 (6,0)	6 (0,25)	IP54	✓	✓ Select models	✓
Silicone Rubber Heating Tapes with Time Percentage Dial Control	BSAT	68	232°C (450°F)	0,9 (6,0)	6 (0,25)	IP54	✓		✓
Cut-To-Length Silicone Rubber Heating Tapes	CTL	69	232°C (450°F))	Varies with length	6 (0,25)	IP54			✓

### Cloth Heating Tapes\*

Type	Series	Page	Maximum Exposure Temperature	Maximum Power Density watts/cm <sup>2</sup> (watts/in <sup>2</sup> )	Minimum Bend Radius mm (in)	IP Rating	Grounded	Suitable for Electrical Conductive Surfaces
Standard Insulated Cloth Heating Tapes	B00/BW0	72	500°C (932°F)	2,0 (13,1)	3 (0,13)	IP50		
Heavy Insulated Cloth Heating Tapes	BIH/BWH	73	500°C (932°F)	2,0 (13,1)	6 (0,25)	IP50		✓
Grounded Heavy Insulated Cloth Heating Tapes	BIH-G	73	250°C (482°F)	1,5 (9,6)	6 (0,25)	IP50	✓	✓
Dual Element Heavy Insulated Cloth Heating Tapes	BWH-D	74	500°C (932°F)	2,0 (13,1)	6 (0,25)	IP50		✓
High-Temperature Grounded Extra-Heavy Insulated Cloth Heating Tapes	BIHE	74	760°C (1400°F)	2,0 (12,7)	6 (0,25)	IP50	✓	✓
Plastic Bending Strip Heaters	RH	75	482°C (900°F)	1,3 (8,6)	6 (0,25))	IP50		

### Heating Cords\*

Type	Series	Page	Maximum Exposure Temperature	Maximum Power Density watts/m (watts/ft)	Minimum Bend Radius mm (in)	IP Rating	Grounded	Suitable for Electrical Conductive Surfaces
Heating Cords	HTC/HWC	76	500°C (932°F)	197 (60)	3 (0,13)	IP50		✓
High Temperature Grounded Heating Cords	HTCE	76	760°C (1400°F)	120 (36)	4,7 (0,19)	IP50	✓	✓

\*Maximum temperatures for removable and reuseable applications may be lower.

## XTREMEFLEX® SILICONE RUBBER HEATING TAPES

### Features & Benefits

- ▶ Exceptional flexibility for a wide range of heating applications
- ▶ Moisture and chemical resistant — IP66 rated
- ▶ Rapid thermal response
- ▶ Wide range of sizes to choose from
- ▶ Grounded and non-grounded models
- ▶ Choice of power leads on same end or opposite ends

### Specifications

**Maximum Exposure Temperature:** 232°C (450°F)

**Outer Sheath:** Silicone rubber extruded

**Inner Construction:** Fiberglass knitted and braided construction

**Minimum Bend Radius:** 6 mm (0,25 in)

**Nominal Thickness:** 3 mm (0,125 in)

**Power density:** 0,7 watts/cm<sup>2</sup> (4,3 watts/in<sup>2</sup>)

**Voltage:** 120 or 240 VAC

**Power Leads:** 0,6 m (2 ft) long with

- 120 VAC Non-grounded: Separable 2-prong plug
  - 120 VAC Grounded: Bare wires
  - 240 VAC: Crimped ferrule leads or bare wire leads.
- See ordering information for details

**IP Rating:** IP66



**Temperatures  
Up to  
232 °C (450 °F)**



**Moisture  
& Chemical  
Resistant**



**Suitable for  
Electrically  
Conductive  
Surfaces**







## XTREMEFLEX® SILICONE RUBBER HEATING TAPES

### Ordering Information

#### BS0 Series – Non-Grounded

CE Models with crimped ferrule or bare wire leads  

Width mm (in)	Length m (ft)	Total Watts	Part No. 120VAC	Part No. 240VAC
0,5 (13)	0,6 (2)	52	<b>BS0051020L</b>	<b>BS0052020L**</b>
	1,2 (4)	104	<b>BS0051040L</b>	<b>BS0052040L**</b>
	1,8 (6)	156	<b>BS0051060L</b>	<b>BS0052060L**</b>
	2,4 (8)	209	<b>BS0051080L</b>	<b>BS0052080L**</b>
	3,1 (10)	261	<b>BS0051100L</b>	<b>BS0052100L**</b>
	3,7 (12)	313	<b>BS0051120L</b>	<b>BS0052120L**</b>
1,0 (25)	0,6 (2)	104	<b>BS0101020L</b>	<b>BS0102020L**</b>
	1,2 (4)	209	<b>BS0101040L</b>	<b>BS0102040L**</b>
	1,8 (6)	313	<b>BS0101060L</b>	<b>BS0102060L**</b>
	2,4 (8)	418	<b>BS0101080L</b>	<b>BS0102080L**</b>
	3,1 (10)	522	<b>BS0101100L</b>	<b>BS0102100L**</b>
	3,7 (12)	627	<b>BS0101120L</b>	<b>BS0102120L**</b>
	4,3 (14)	731	<b>BS0101140L</b>	<b>BS0102140L**</b>
	4,9 (16)	836	<b>BS0101160L</b>	<b>BS0102160L**</b>
	5,5 (18)	940	<b>BS0101180L</b>	<b>BS0102180L**</b>
	6,1 (20)	1045	—	<b>BS0102200L**</b>
6,1 (20)	1075	<b>BS0101200L</b>	—	
2,0 (51)	0,6 (2)	209	<b>BS0201020L</b>	<b>BS0202020L*</b>
	1,2 (4)	418	<b>BS0201040L</b>	<b>BS0202040L*</b>
	1,8 (6)	627	<b>BS0201060L</b>	<b>BS0202060L*</b>
	2,4 (8)	836	<b>BS0201080L</b>	<b>BS0202080L*</b>
	3,1 (10)	1045	<b>BS0201100L</b>	<b>BS0202100L*</b>
	3,7 (12)	1254	<b>BS0201120L</b>	<b>BS0202120L*</b>
	4,3 (14)	1463	<b>BS0201140L</b>	<b>BS0202140L*</b>
	4,9 (16)	1627	<b>BS0201160L</b>	<b>BS0202160L*</b>
	5,5 (18)	1881	<b>BS0201180L*</b>	<b>BS0202180L*</b>
	6,1 (20)	2090	<b>BS0201200L*</b>	<b>BS0202200L*</b>



BS0 Series – Non-Grounded






BS0-G Series – Grounded

\*Bare wire, plug not included

\*\*Crimped ferrule leads

**Ordering option:** For a single power lead on opposite ends, remove "L" from end of part number.

#### BS0-G Series – Grounded

cRU US Approval valid only when used in dry, indoor environments   

Width mm (in)	Length m (ft)	Total Watts	Part No. 120VAC	Part No. 240VAC
25 (1,0)	0,6 (2)	104	<b>BS0101020LG</b>	<b>BS0102020LG</b>
25 (1,0)	1,2 (4)	209	<b>BS0101040LG</b>	<b>BS0102040LG</b>
25 (1,0)	1,8 (6)	313	<b>BS0101060LG</b>	<b>BS0102060LG</b>
25 (1,0)	2,4 (8)	418	<b>BS0101080LG</b>	<b>BS0102080LG</b>
25 (1,0)	3,1 (10)	522	<b>BS0101100LG</b>	<b>BS0102100LG</b>



**IMPORTANT:** Temperature controller is required for these products. See options starting on page 145.

**Custom Sizes and Designs Available:** Contact BriskHeat® or your local distributor for more information.

## RKF/RKH XTREMEFLEX® LONG-LENGTH SILICONE RUBBER HEATING TAPES

### Features & Benefits

- ▶ Exceptional flexibility and durability
- ▶ Standard lengths up to 61 m (200 ft)
- ▶ Moisture and chemical resistant — IP66 rated
- ▶ Suitable for electrically conductive surfaces

### Specifications

**Maximum Exposure Temperature:** 232°C (450°F)

**Minimum Bend Radius:** 6 mm (0,25 in)

#### Power Density:

- RKF Series — 0,2 watts/cm<sup>2</sup> (1,0 watts/in<sup>2</sup>)
- RKH Series — 0,4 watts/cm<sup>2</sup> (2,0 watts/in<sup>2</sup>)
- Custom — up to 0,7 watts/cm<sup>2</sup> (4,3 watts/in<sup>2</sup>)

**Voltage:** 120 or 240 VAC

**Power Cord:** Standard 1,5 m (5 ft) power cord with

- 120 VAC: 2-prong plug (NEMA 1-15P)
- 240 VAC: Crimped ferrule leads

**IP Rating:** IP66

**NEW!**



**Moisture & Chemical Resistant**



CE Models with crimped ferrule leads

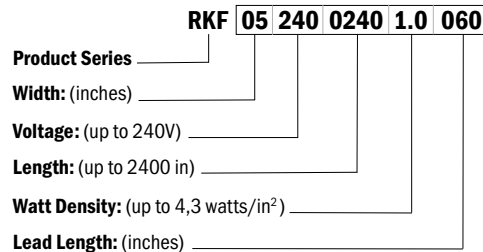
UL US (RKH only)

RoHS

### Ordering Information

Part No. 120 VAC	Part No. 240 VAC	Product Series & Watt Density	Width mm (in)	Length m (ft)	Watts
RKF051200120	RKF052400120	RKF series 0,2 watts/cm <sup>2</sup> (1,0 watts/in <sup>2</sup> )	13 (0,5)	3 (10)	60
RKF051200240	RKF052400240			6,1 (20)	120
RKF051200480	RKF052400480			12,2 (40)	240
RKF051200720	RKF052400720			18,3 (60)	360
RKF051200960	RKF052400960			24,4 (80)	480
RKF051201200	RKF052401200			30,5 (100)	600
RKF051201800	RKF052401800			45,7 (150)	900
RKF051202400	RKF052402400			70 (200)	1200
RKH051200120	RKH052400120	RKH series 0,4 watts/cm <sup>2</sup> (2,0 watts/in <sup>2</sup> )	13 (0,5)	3 (10)	120
RKH051200240	RKH052400240			6,1 (20)	240
RKH051200480	RKH052400480			12,2 (40)	480
RKH051200720	RKH052400720			18,3 (60)	720
RKH051200960	RKH052400960			24,4 (80)	960
RKH051201200	RKH052401200			30,5 (100)	1200
N/A	RKH052401800			45,7 (150)	1800
N/A	RKH052402400			70 (200)	2400

### Part Number Matrix for Other Configurations



### Accessories

Adhesive Tape - Used for installation.



Part No.	Description
PSAT36A	<b>Standard Fiberglass Tape</b> Suitable for general purpose applications Size: 12 mm x 33 m (1/2 in x 36 yd) Silicone Adhesive Temp Limit: 200°C (392°F)
AAT260	<b>Extra-Strength Aluminum Tape</b> Enhanced Durability and Adhesion for More Rigorous Applications Size: 51 mm x 55 m (2 in x 180 ft) Acrylic Adhesive Temp Limit: 149°C (300°F)
AAT2180	<b>High Temperature Aluminum Tape</b> Designed for applications above 200°C (392°F) Size: 51 mm x 55 m (2 in x 180 ft) Silicone Adhesive w/ Liner Temp Limit: 288°C (550°F)

Custom Sizes and Designs Available: Contact BriskHeat® or your local distributor for more information.

## RKP XTREMEFLEX® SILICONE RUBBER HEATING TAPES WITH PRESET THERMOSTAT

**NEW!**

### Features & Benefits

- ▶ Extremely flexible heating tape with preset thermostat: 21 °C or 50 °C (70 °F or 122 °F)
- ▶ Ideal for freeze protection and process control heating applications
- ▶ Moisture and chemical resistant — IP66 rated
- ▶ Lengths up to 61 m (200 ft)



### Specifications

**Built-in Controlling Thermostat:** 21 °C or 50 °C (70 °F or 122 °F)

**Maximum Exposure Temperature:** 232 °C (450 °F)

**Outer Sheath:** Silicone rubber extruded

**Inner Construction:** Fiberglass knitted and braided construction

**Minimum Bend Radius:** 6 mm (0,25 in)

**Nominal Thickness:** 3 mm (0,125 in)

**Power Density:** 0,2 watts/cm<sup>2</sup> (1,0 watts/in<sup>2</sup>)

**Power Cord:** 1,5 m (5 ft) long with

- 120 VAC: standard 2-prong plug (NEMA 1-15)

- 240 VAC: crimped ferrule leads

**IP Rating:** IP66



Plug & Play



Moisture & Chemical Resistant



Models with crimped ferrule leads



### Ordering Information

Thermostat Setting 21 °C (70 °F)		Thermostat Setting 49 °C (120 °F)		Width mm (in)	Length m (ft)	Watts
Part No. 120 VAC	Part No. 240 VAC	Part No. 120 VAC	Part No. 240 VAC			
RKP1A0072	RKP2A0072	RKP1B0072	RKP2B0072	12,7 (0,5)	1,8 (6)	50
RKP1A0096	RKP2A0096	RKP1B0096	RKP2B0096		2,4 (8)	55
RKP1A0120	RKP2A0120	RKP1B0120	RKP2B0120		3,1 (10)	60
RKP1A0240	RKP2A0240	RKP1B0240	RKP2B0240	13 (0,5)	6,1 (20)	120
RKP1A0480	RKP2A0480	RKP1B0480	RKP2B0480		12,2 (40)	240
RKP1A0600	RKP2A0600	RKP1B0600	RKP2B0600		15,2 (50)	300
RKP1A0720	RKP2A0720	RKP1B0720	RKP2B0720	13 (0,5)	18,3 (60)	360
RKP1A0900	RKP2A0900	RKP1B0900	RKP2B0900		22,9 (75)	450
RKP1A0960	RKP2A0960	RKP1B0960	RKP2B0960		24,4 (80)	480
RKP1A1200	RKP2A1200	RKP1B1200	RKP2B1200	13 (0,5)	30,5 (100)	600
RKP1A1500	RKP2A1500	RKP1B1500	RKP2B1500		38,1 (125)	750
N/A	RKP2A1800	N/A	RKP2B1800		45,7 (150)	900
N/A	RKP2A2400	N/A	RKP2B2400	61 (200)	1200	

### Accessories



Part No.	Description
<b>PSAT36A</b>	<b>Standard Fiberglass Tape</b> Suitable for general purpose applications Size: 12 mm x 33 m (1/2 in x 36 yd) Silicone Adhesive Temp Limit: 200 °C (392 °F)
<b>AAT2180</b>	<b>High Temperature Aluminum Tape</b> Designed for applications above 200 °C (392 °F) Size: 51 mm x 55 m (2 in x 180 ft) Silicone Adhesive w/ Liner Temp Limit: 288 °C (550 °F)

Custom Sizes and Designs Available: Contact BriskHeat® or your local distributor for more information.

## **XTREMEFLEX® SILICONE RUBBER HEATING TAPES WITH ADJUSTABLE THERMOSTAT CONTROL**

### Features & Benefits

- ▶ Extremely flexible — Heats a wide range of objects quickly
- ▶ Adjustable thermostat control — Choice of two temperature ranges: Up to 71 °C and 218 °C (160 °F and 425 °F)
- ▶ Moisture and chemical resistant — IP54 rated
- ▶ Grounded and non-grounded models
- ▶ Can wrap around and heat a wide range of objects — valves, pipes, bearings, pumps, gas tubing, filter housings, actuators, and more
- ▶ Solves a wide range of applications — examples include viscosity control, freeze protection, emergency de-icing, temperature maintenance, supplemental heat, and melting of solids
- ▶ Easy-to-use — simple plug-and-play design
- ▶ Rugged — provides long service life and can be used in a wide variety of environments



### Specifications

**Maximum Exposure Temperature:** 232°C (450°F)

**Minimum Bend Radius:** 6 mm (0,250 in)


**Nominal Thickness:** 3 mm (0,125 in)

**Power Density:** 0,9 watts/cm<sup>2</sup> (6,0 watts/in<sup>2</sup>)†

**Power Cord:** 1,8 m (6 ft) long with

- 120 VAC Non-grounded: 2-prong plug (NEMA 1-15P)
- 120 VAC Grounded: 3-prong plug (NEMA 5-15P)
- 240 VAC: Crimped ferrule leads

**IP Rating:** IP54

 Models with crimped ferrule leads



If precise temperature control is required for your application, please contact BriskHeat or your local distributor for application assistance and product solutions.

† Reduced watt density as low as 0,4 watts/cm<sup>2</sup> (2,4 watts/in<sup>2</sup>) for longer length heating tapes.



**Moisture & Chemical Resistant**



**Suitable for Electrically Conductive Surfaces**



**Plug & Play**



Easy-to-use adjustable thermostat

## XTREMEFLEX® SILICONE RUBBER HEATING TAPES WITH ADJUSTABLE THERMOSTAT CONTROL

**NEW!**

### Ordering Information

#### HSTAT Series – Non-Grounded

Temperature Range: Up to 218°C (425°F)

- Ideal for higher temperature applications.

Part No. 120 VAC	Part No. 240 VAC	Width mm (in)	Length m (ft)	Total Watts
HSTAT051002	HSTAT052002		0,6 (2)	72
HSTAT051004	HSTAT052004		1,2 (4)	144
HSTAT051006	HSTAT052006	13 (0,5)	1,8 (6)	216
HSTAT051008	HSTAT052008		2,4 (8)	288
HSTAT051010	HSTAT052010		3,1 (10)	360
HSTAT101002	HSTAT102002		0,6 (2)	144
HSTAT101004	HSTAT102004		1,2 (4)	288
HSTAT101006	HSTAT102006	25 (1,0)	1,8 (6)	432
HSTAT101008	HSTAT102008		2,4 (8)	576
HSTAT101010	HSTAT102010		3,1 (10)	720
HSTAT201002	HSTAT202002		0,6 (2)	288
HSTAT201004	HSTAT202004		1,2 (4)	576
HSTAT201006	HSTAT202006	51 (2,0)	1,8 (6)	864
HSTAT201008	HSTAT202008		2,4 (8)	1152
HSTAT201010	HSTAT202010		3,1 (10)	1440
HSTAT301002	HSTAT302002		0,6 (2)	432
HSTAT301004	HSTAT302004		1,2 (4)	864
HSTAT301006	HSTAT302006	76 (3,0)	1,8 (6)	1296
HSTAT301008	HSTAT302008		2,4 (8)	1440
HSTAT301010	HSTAT302010		3,1 (10)	1800

#### MSTAT Series

Temperature Range: 71°C (Up to 160°F)

- Enhanced precision for lower-temperature applications

Part No. 120 VAC	Part No. 240 VAC	Width mm (in)	Length m (ft)	Total Watts
MSTAT101002	MSTAT102002		0,6 (2)	144
MSTAT101004	MSTAT102004		1,2 (4)	288
MSTAT101006	MSTAT102006		1,8 (6)	432
MSTAT101008	MSTAT102008		2,4 (8)	576
MSTAT101010	MSTAT102010		3,1 (10)	720
MSTAT101015	MSTAT102015	25 (1,0)	4,5 (15)	1080
MSTAT101020	MSTAT102020		6,1 (20)	1200
MSTAT101030*	MSTAT102030*		9,1 (30)	1440
MSTAT101040*	MSTAT102040*		12,2 (40)	1440
MSTAT101050*	MSTAT102050*		15,2 (50)	1440

\*Reduced watt density



#### HSTAT-G Series – Grounded

Temperature Range: Up to 218°C (425°F)

**NEW!**

Part No. 120 VAC	Part No. 240 VAC	Width mm (in)	Length m (ft)	Total Watts
HSTAT101002G	HSTAT102002G		0,6 (2)	144
HSTAT101004G	HSTAT102004G		1,2 (4)	288
HSTAT101006G	HSTAT102006G	25 (1,0)	1,8 (6)	432
HSTAT101008G	HSTAT102008G		2,4 (8)	576
HSTAT101010G	HSTAT102010G		3,1 (10)	720

Custom Sizes and Designs Available: Contact BriskHeat® or your local distributor for more information.

## XTREMEFLEX® SILICONE RUBBER HEATING TAPES WITH TIME PERCENTAGE CONTROL

### Features & Benefits

- ▶ Extremely flexible — Heats a wide range of objects quickly
- ▶ Time percentage control — Easily adjusts time heater is on and off: 5 to 100%
- ▶ Moisture and chemical resistant — IP54 rated
- ▶ Ideal for a wide range of temporary heating applications and surfaces: laboratory, valves, facilities maintenance, and more

### Specifications

**Maximum Exposure Temperature:** 232°C (450°F)

**Minimum Bend Radius:** 6 mm (0,25 in)

**Nominal Thickness:** 3 mm (0,125 in)

**Power Density:** 0,9 watts/cm<sup>2</sup> (6,0 watts/in<sup>2</sup>)

**Power Cord:** 1,8 m (6 ft) long with

- 120 VAC Non-grounded: 2-prong plug (NEMA 1-15P)
- 240 VAC: Bare wire leads

**IP Rating:** IP54

CE Models with bare wire leads



Plug & Play



Moisture & Chemical Resistant



Suitable for Electrically Conductive Surfaces

### What is a Time Percentage Control?

The time percentage controller varies the proportion (length) of time the heater is in the “on” or “off” heating mode. The heating application will determine the actual percentage set-point required. The controller does not use a temperature sensor and therefore satisfactory operation requires occasional supervision under changing load conditions.



### Adhesive Tape

Provides intimate contact with surface to be heated. A heating tape essential!

### Ordering Information

Part No. 120 VAC	Part No. 240 VAC	Width mm (in)	Length m (ft)	Total Watts
BSAT051002	BSAT052002		0,6 (2)	72
BSAT051004	BSAT052004		1,2 (4)	144
BSAT051006	BSAT052006	13 (0,5)	1,8 (6)	216
BSAT051008	BSAT052008		2,4 (8)	288
BSAT051010	BSAT052010		3,1 (10)	360
BSAT101002	BSAT102002		0,6 (2)	144
BSAT101004	BSAT102004		1,2 (4)	288
BSAT101006	BSAT102006	25 (1,0)	1,8 (6)	432
BSAT101008	BSAT102008		2,4 (8)	576
BSAT101010	BSAT102010		3,1 (10)	720
BSAT201002	BSAT202002		0,6 (2)	288
BSAT201004	BSAT202004		1,2 (4)	576
BSAT201006	BSAT202006	51 (2,0)	1,8 (6)	864
BSAT201008	BSAT202008		2,4 (8)	1152
BSAT201010	BSAT202010		3,1 (10)	1440
BSAT301002	BSAT302002		0,6 (2)	432
BSAT301004	BSAT302004		1,2 (4)	864
BSAT301006	BSAT302006	76 (3,0)	1,8 (6)	1296
BSAT301008	BSAT302008		2,4 (8)	1440
BSAT301010	BSAT302010		3,1 (10)	1800



Part No.	Description
<b>PSAT36A</b>	<b>Standard Fiberglass Tape</b> Suitable for general purpose applications Size: 12 mm x 33 m (1/2 in x 36 yd) Silicone Adhesive Temp Limit: 204°C (400°F)
<b>AAT260</b>	<b>Extra-Strength Aluminum Tape</b> Enhanced Durability and Adhesion for More Rigorous Applications Size: 51 mm x 55 m (2 in x 180 ft) Acrylic Adhesive Temp Limit: 176°C (350°F)
<b>AAT2180</b>	<b>High Temperature Aluminum Tape</b> Designed for applications above 200°C (392°F) Size: 51 mm x 55 m (2 in x 180 ft) Silicone Adhesive w/ Liner Temp Limit: 288°C (550°F)

Custom Sizes and Designs Available: Contact BriskHeat® or your local distributor for more information.

## CTL XTREMEFLEX® CUT-TO-LENGTH SILICONE RUBBER HEATING TAPES

### Features & Benefits

- ▶ Exceptional flexibility — well suited for pipeline tracing
- ▶ Can be cut-to-length at job site
- ▶ Moisture and chemical resistant — IP54 rated
- ▶ Rapid thermal response

### Specifications

**Maximum Exposure Temperature:** 232°C (450°F)

**Outer Sheath:** Silicone rubber extruded

**Inner Construction:** Fiberglass knitted and braided construction

**Minimum Bend Radius:** 6 mm (0,25 in)

**Nominal Thickness:** 3 mm (0,125 in)

**IP Rating:** IP54



### What is cut-to-length heating tape?

Cut-to-length heating tape is a series heating element design; wattages and amperages vary with the tape length. Contact BriskHeat to determine the actual wattage output for your given application.

### Ordering Information

#### Cut-To-Length Heating Tape

Part No.	Ohms Per m (ft)	Volts	Min m (ft)	Max m (ft)	Width mm (in)
CTLA	0,328 (0,10)	120 VAC	17 (57)	67 (220)	1 (25)
		240 VAC	35 (114)	134 (440)	
CTLB	2,953 (0,90)	120 VAC	6 (19)	23 (74)	1 (25)
		240 VAC	12 (38)	45 (146)	
CTLC	32,808 (10,00)	120 VAC	2 (6)	7 (22)	1 (25)
		240 VAC	4 (12)	13 (44)	

Available factory finished for immediate use, consult factory for details.

#### Cut-To-Length Termination Kits

Part No.	Type	Description	Usage
CTLLK	Lead Kit	Crimp-on wire terminals Heavy-Duty joint cover 2,4 m (8 ft) 6 AWG high temperature leads covered with insulating sleeve	Connects main power supply to heating tape.
CTLEK	End Kit	Crimp-on wire terminals Heavy-Duty joint cover	Terminates the end of the heating tape.
CTLTK	Tee Kit	Crimp-on wire terminals Heavy-Duty joint covers 0,3 m (1 ft) 16 AWG high-temperature leads covered with insulating sleeve 1 end kit	Joins three segments of heating tape.
CTLJK	Jumper Kit	Heavy-Duty joint cover 0,6 m (2 ft) 16 AWG high-temperature leads covered with insulating sleeve	Makes a splice/jumper combining two segments of heating tape.

**IMPORTANT: Temperature controller is required for this product. See options starting on page 145.**

NOTE: Cut-to-length termination kits require RTV adhesive and adhesive tape.

### Adhesive Tape

Provides intimate contact with surface to be heated. A heating tape essential!



Part No.	Description
<b>PSAT36A</b>	<b>Standard Fiberglass Tape</b> Suitable for general purpose applications Size: 12 mm x 33 m (1/2 in x 36 yd) Silicone Adhesive Temp Limit: 204°C (400°F)
<b>AAT2180</b>	<b>High Temperature Aluminum Tape</b> Designed for applications above 204°C (392°F) Size: 51 mm x 55 m (2 in x 180 ft) Silicone Adhesive w/Liner Temp Limit: 288°C (550°F)

### RTV Sealant

Silicone sealant used to seal connection kit.

Part No.	Description
<b>RTV3.0</b>	89 ml (3 oz.)



## **XTREMEFLEX® INSULATED CLOTH HEATING TAPES**

### **Features & Benefits**

- ▶ Exceptional flexibility for a wide range of applications
- ▶ Rapid thermal response
- ▶ Wide range of sizes and watt densities to choose from
- ▶ Grounded and non-grounded models
- ▶ Includes high-temperature tie downs for easy installation
- ▶ Versatile — Can wrap around and heat a wide range of objects — laboratory apparatus, glassware, pipes, weldments, etc.
- ▶ Solves a wide range of applications — examples include viscosity control, laboratory, temperature maintenance, and melting of solids
- ▶ Easy-to-use
- ▶ Suitable for high temperatures




**High-Temperature, Extra-Heavy Insulated & Grounded Flexible Heating Tape (BIHE) — CE Approved - page 74**



## XTREMEFLEX® HEAVY INSULATED CLOTH HEATING TAPES

### Specifications and Selection Guide

Series	Type	Maximum Exposure Temperature	Construction	Watt Density watts/cm <sup>2</sup> (watts/in <sup>2</sup> )	IP Rating	Lead Length m (ft)	Plug Type	Page
<b>B00</b>	Non-grounded	Single Install: Up to 500°C (932°F) Removable/Reusable: Up to 300°C (572°F)	Fiberglass	1,3 (8,6)	IP50	0,6 (2)	120 VAC: Separable 2-prong plug 240 VAC: Bare wire or crimped ferrule leads	72
<b>BW0</b>	Non-grounded	Single Install: Up to 500°C (932°F) Removable/Reusable: Up to 300°C (572°F)	Samox®	2,0 (13,1)	IP50	0,6 (2)	120 VAC: Separable 2-prong plug 240 VAC: Bare wire or crimped ferrule leads	72
<b>BIH</b>	Non-grounded	Single Install: Up to 500°C (932°F) Removable/Reusable: Up to 300°C (572°F)	Fiberglass	Standard: 1,3 (8,6) Wide †: 0,8 (5,1)	IP50	0,6 (2)	120 VAC: Separable 2-prong plug 240 VAC: Bare wire or crimped ferrule leads	73
<b>BWH</b>	Non-grounded, high-watt density	Single Install: Up to 500°C (932°F) Removable/Reusable: Up to 300°C (572°F)	Samox®	Standard: 2,0 (13,1) Wide †: 0,8 (5,1)	IP50	0,6 (2)	120 VAC: Separable 2-prong plug 240 VAC: Bare wire or crimped ferrule leads	73
<b>BIH-G</b>	Grounded	Up to 250°C (482°F)	Fiberglass	1,5 (9,6)	IP50	0,6 (2)	Bare wire leads	73
<b>BWH-D</b>	Dual element – increased flexibility	Single Install: Up to 500°C (932°F) Removable/Reusable: Up to 300°C (572°F)	Samox®	2,0 (13,1)	IP50	0,6 (2)	120 VAC: 2-prong plug (NEMA1-15P) 240 VAC: Bare wire leads	74
<b>BIHE</b>	High temperature, extra heavy insulated, grounded 	Single Install: Up to 760°C (1400°F) Removable/Reusable: Up to 450°C (842°F)	Samox®	0,6 (3,8) 1,2 (7,6) 2,0 (12,7)	IP50	1,5 (5)	Crimped ferrule leads	74

† 44 mm (1,75 in) wide tape or greater



All Heavy Insulated Cloth Heating Tapes

**Custom Sizes and Designs Available: Contact BriskHeat® or your local distributor for more information.**

### EASY WAYS TO ORDER

1. Contact your local distributor. Check BriskHeat.com to locate a local distributor.
2. Call BriskHeat® at 800-848-7673 or 614-294-3376. We have a staff of application specialists to solve your unique needs.
3. Order online at BriskHeat.com - 24/7.

### PAYMENT TERMS

#### Credit Card Options



#### Net 30 Option

Net 30 Terms are available to qualified companies. Please contact your Account Manager for additional details.

## B00/BW0 XTREMEFLEX® STANDARD INSULATED CLOTH HEATING TAPES

### Features & Benefits

- ▶ Excellent flexibility
- ▶ Rapid thermal response
- ▶ Suitable for non-conductive electrical surfaces only (i.e. glass)
- ▶ Choice of power leads on same end or opposite ends
- ▶ Includes high-temperature tie-downs for easy installation

### Specifications

#### Maximum Exposure Temperature:

- Single Install: Up to 500°C (932°F)
- Removable/Reusable: Up to 300°C (572°F)

#### Construction:

- B00 series: fiberglass knitted and braided
- BW0 series: Samox® knitted and braided

#### Power Density:

- B00 series: 1,3 watts/cm<sup>2</sup> (8,6 watts/in<sup>2</sup>)
- BW0 series: 2,0 watts/cm<sup>2</sup> (13,1 watts/in<sup>2</sup>)


#### Voltage: 120 or 240 VAC

#### Minimum Bend Radius: 3 mm (0,13 in)

#### Power Leads: 0,6 m (2 ft) long with

- 120 VAC: Separable 2-prong plug
- 240 VAC: Bare wire leads

#### IP Rating: IP5X



### Ordering Information

#### B00 Series – 1,3 watts/cm<sup>2</sup> (8,6 watts/in<sup>2</sup>) watt density

Power Leads on Same End

Part No. 120 VAC	Part No. 240 VAC	Width mm (in)	Length m (ft)	Total Watts
B00051020L	B00052020L	13 (0,5)	0,6 (2)	105
B00051040L	B00052040L		1,2 (4)	210
B00051060L	B00052060L		1,8 (6)	310
B00051080L	B00052080L		2,4 (8)	420
B00051100L	B00052100L		3,1 (10)	520
B00101020L	B00102020L	25 (1,0)	0,6 (2)	210
B00101040L	B00102040L		1,2 (4)	420
B00101060L	B00102060L		1,8 (6)	620
B00101080L	B00102080L		2,4 (8)	830
N/A	B00102100L		3,1 (10)	1045

#### BW0 Series – 2,0 watts/cm<sup>2</sup> (13,1 watts/in<sup>2</sup>) watt density

Power Leads on Same End

Part No. 120 VAC	Part No. 240 VAC	Width mm (in)	Length m (ft)	Total Watts
BW0051020L	BW0052020L	13 (0,5)	0,6 (2)	160
BW0051040L	BW0052040L		1,2 (4)	310
BW0051060L	BW0052060L		1,8 (6)	470
BW0051080L	BW0052080L		2,4 (8)	620
N/A	BW0052100L		3,1 (10)	780
N/A	BW0052120L		3,7 (12)	940
BW0101020L	BW0102020L	25 (1,0)	0,6 (2)	310
BW0101040L	BW0102040L		1,2 (4)	620
N/A	BW0102060L		1,8 (6)	940
N/A	BW0102080L		2,4 (8)	1250

Ordering option: For a single power lead on opposite ends, remove "L" from end of part number

**IMPORTANT: Temperature controller is required for this product. See options starting on page 145.**

## BIH/BWH/BIH-G/BWH-D/BIHE SERIES XTREMEFLEX® HEAVY INSULATED CLOTH HEATING TAPES



Suitable for Electrically Conductive Surfaces

### Ordering Information

#### BIH Series: Non-Grounded 1,3 watts/cm<sup>2</sup> (8,6 watts/in<sup>2</sup>)

Single Install: Up to 500°C (932°F)      Removable/Reusable: Up to 300°C (572°F)      Power Leads on Same End

Part No. 120 VAC	Part No. 240 VAC	Width mm (in)	Length m (ft)	Total Watts
BIH051020L	BIH052020L**	13 (0,50)	0,6 (2)	105
BIH051040L	BIH052040L**		1,2 (4)	210
BIH051060L	BIH052060L**		1,8 (6)	310
BIH051080L	BIH052080L**		2,4 (8)	420
BIH051100L	BIH052100L**		3,1 (10)	520
BIH051120L	BIH052120L**		3,7 (12)	620
BIH101010L	N/A		0,3 (1)	105
BIH101020L	BIH102020L**		0,6 (2)	210
BIH101040L	BIH102040L**	25 (1,00)	1,2 (4)	420
BIH101060L	BIH102060L**		1,8 (6)	620
BIH101080L	BIH102080L**		2,4 (8)	830
BIH101100L	BIH102100L**		3,1 (10)	1040
BIH171020L	BIH172020L*			0,6 (2)
BIH171040L	BIH172040L*		1,2 (4)	418
BIH171060L	BIH172060L*	44 (1,75)	1,8 (6)	627
BIH171080L	BIH172080L*		2,4 (8)	836
BIH171100L	BIH172100L*		3,1 (10)	1045
BIH251020L	BIH252020L*		0,6 (2)	313
BIH251040L	BIH252040L*		1,2 (4)	627
BIH251060L	BIH252060L*	64 (2,50)	1,8 (6)	940
BIH251080L	BIH252080L*		2,4 (8)	1254
BIH251100L	BIH252100L*		3,1 (10)	1567
BIH321020L	BIH322020L*		0,6 (2)	418
BIH321040L	BIH322040L*		1,2 (4)	836
BIH321060L	BIH322060L*	83 (3,25)	1,8 (6)	1254
BIH321080L*	BIH322080L*		2,4 (8)	1672
BIH321100L*	BIH322100L*		3,1 (10)	2090

\*Bare wire, plug not included

\*\*Ferrule crimp wire termination

**Ordering option:** For a single power lead on opposite ends, remove "L" from end of part number. (BIH and BWH series)

#### BIH-G Series: Grounded

Up to 250°C (482°F)

Part No. 120 VAC	Part No. 240 VAC	Width mm (in)	Length m (ft)	Total Watts
BIH101020LG	BIH102020LG	25 (1,0)	0,6 (2)	230
BIH101040LG	BIH102040LG	25 (1,0)	1,2 (4)	230
BIH101060LG	BIH102060LG	25 (1,0)	1,8 (6)	690
BIH101080LG	BIH102080LG	25 (1,0)	2,4 (8)	920
BIH101100LG	BIH102100LG	25 (1,0)	3,1 (10)	1150



BIH & BWH Series

#### BWH Series: Non-Grounded 2,0 watts/cm<sup>2</sup> (13,1 watts/in<sup>2</sup>)

Single Install: Up to 500°C (932°F)      Removable/Reusable: Up to 300°C (572°F)      Power Leads on Same End

Part No. 120 VAC	Part No. 240 VAC	Width mm (in)	Length m (ft)	Total Watts
BWH051020L	BWH052020L**	0,50 (13)	0,6 (2)	156
BWH051040L	BWH052040L**		1,2 (4)	313
BWH051060L	BWH052060L**		1,8 (6)	470
BWH051080L	BWH052080L**		2,4 (8)	627
N/A	BWH052100L**		3,1 (10)	783
N/A	BWH052120L**		3,7 (12)	940
BWH101020L	BWH102020L**		0,6 (2)	313
BWH101040L	BWH102040L**		1,2 (4)	627
BWH101060L	BWH102060L**	1,00 (25)	1,8 (6)	940
BWH101080L	BWH102080L**		2,4 (8)	1254
N/A	BWH102100L**		3,1 (10)	1570
BWH171020L	BWH172020L*		0,6 (2)	313
BWH171040L	BWH172040L*		1,2 (4)	627
BWH171060L	BWH172060L*	1,75 (44)	1,8 (6)	940
BWH171080L	BWH172080L*		2,4 (8)	1254
BWH171100L	BWH172100L*		3,1 (10)	1570
BWH251020L	BWH252020L*		0,6 (2)	470
BWH251040L	BWH252040L*		1,2 (4)	940
BWH251060L	BWH252060L*	2,50 (64)	1,8 (6)	1411
BWH251080L*	BWH252080L*		2,4 (8)	1881
N/A	BWH252100L*		3,1 (10)	2351
BWH321020L	BWH322020L*		0,6 (2)	627
BWH321040L	BWH322040L*		1,2 (4)	1254
BWH321060L*	BWH322060L*	3,25 (83)	1,8 (6)	1881
BWH321080L*	BWH322080L*		2,4 (8)	2508
BWH321100L*	BWH322100L*		3,1 (10)	3135



BIH-G Series – Grounded

**IMPORTANT:** Temperature controller is required for these products. See options starting on page 145.

Custom Sizes and Designs Available: Contact BriskHeat® or your local distributor for more information.

## BIH/BWH/BIH-G/BWH-D/BIHE SERIES XTREMEFLEX® HEAVY INSULATED CLOTH HEATING TAPES



Suitable for Electrically Conductive Surfaces

### Ordering Information

#### BWH-D Series Dual Element

- Dual element for increased flexibility
- Single install: Up to 500°C (932°F)
- Removable/Reusable: Up to 300°C (572°F)



BWH-D Series – Dual Element

#### BIHE Series Grounded

- High temperature, extra-heavy insulated
- Single Install: Up to 760°C (1400°F)
- Removable/Reusable: Up to 450°C (842°F)



BIHE Series – High Temperature, Grounded

**NEW!**



Part No. 120 VAC	Part No. 240 VAC	Width mm (in)	Length m (ft)	Total Watts
BWH051020LD	BWH052020LD*		0,6 (2)	156
BWH051040LD	BWH052040LD*		1,2 (4)	312
BWH051060LD	BWH052060LD*	13 (0,5)	1,8 (6)	468
BWH051080LD	BWH052080LD*		2,4 (8)	624
BWH051100LD	BWH052100LD*		3,1 (10)	780
BWH101020LD	BWH102020LD*		0,6 (2)	312
BWH101040LD	BWH102040LD*		1,2 (4)	624
BWH101060LD	BWH102060LD*	25 (1,0)	1,8 (6)	936
BWH101080LD	BWH102080LD*		2,4 (8)	1248

\*Bare wire, plug not included

Part No. 3.8 watts/in <sup>2</sup> (0.6 watts/cm <sup>2</sup> )	Part No. 7.6 watts/in <sup>2</sup> (1.2 watts/cm <sup>2</sup> )	Part No. 12.7 watts/in <sup>2</sup> (2.0 watts/cm <sup>2</sup> )	Width mm (in)	Volts	Length m (ft)
BIHE25210150L	BIHE25210300L	BIHE25210500L			1,0 (3,3)
BIHE25215150L	BIHE25215300L	BIHE25215500L			1,5 (4,9)
BIHE25220150L	BIHE25220300L	BIHE25220500L			2,0 (6,6)
BIHE25225150L	BIHE25225300L	N/A	1,0 (25)	240	2,5 (8,2)
BIHE25230150L	BIHE25230300L	BIHE25230500L**			3,0 (9,8)
BIHE25235150L	BIHE25235300L**	BIHE25235500L**			3,5 (11,5)

\*\*Maximum exposure temperature up to 450°C (842°F)

**IMPORTANT: Temperature controller is required for these products. See options starting on page 145.**

### Accessories

Part No.	Description
PSAT36A	<b>Standard Fiberglass Tape</b> Suitable for general purpose applications Size: 12 mm x 33 m (1/2 in x 36 yd) Silicone Adhesive Temp Limit: 204°C (400°F)
AAT2180	<b>High Temperature Aluminum Tape</b> Designed for applications above 392°F (200°C) Size: 51 mm x 55 m (2 in x 180 ft) Silicone Adhesive w/Liner Temp Limit: 288°C (550°F)

**Custom Sizes and Designs Available: Contact BriskHeat® or your local distributor for more information.**



**Bundles that include a temperature controller and heater are available for a wide variety of heating tapes and cords. See options starting on page 145.**

## RH PLASTIC BENDING STRIP HEATERS

### Features & Benefits

- ▶ Heating element used for plastic acrylic bending applications
- ▶ Provides radiant line of heat for controlled bending
- ▶ Multi-stranded resistance wire heating element provides exceptional flexibility and durability
- ▶ Quickly softens acrylic and plastic sheets for easy bending
- ▶ Ideal for plastic photo frames, sneeze guards, arts and crafts, custom workshop fabricating, and more
- ▶ Radiant heat — heater never comes in contact with plastic
- ▶ Easy-to-use — designed for production use and for hobbyists



### Specifications

**Maximum Application Temperature:** Up to 482°C (900°F)

**Construction:** Fiberglass knitted and braided

**Power Density:** 1,3 watts/cm<sup>2</sup> (8,6 watts/in<sup>2</sup>)

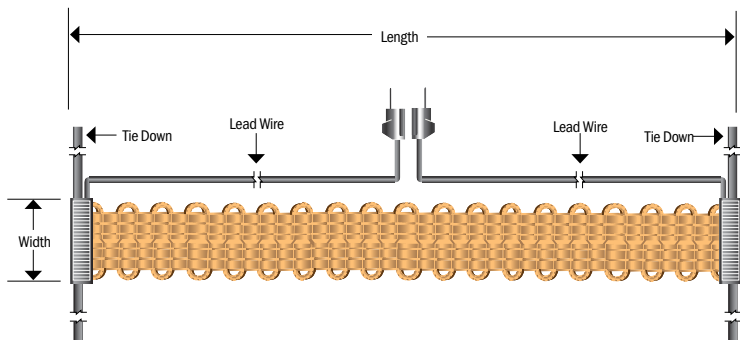
**Voltage:** 120 VAC

**Minimum Bend Radius:** 3 mm (0,13 in)

**Power Leads:** 0,6 m (2 ft) long with separable 2-prong plug

**IP Rating:** IP5X

NOTE: Suitable for non-conductive surfaces only



### Ordering Information

#### RH Series – Plastic Bending Strip Heaters

Includes heating element and instructions for building a complete plastic bending set-up. Other materials are required.

Part No. 120 VAC	Width mm (in)	Length m (ft)	Total Watts
RH24		0,6 (2)	105
RH36	13 (0,5)	0,9 (3)	157
RH48		1,2 (4)	209

**Custom Sizes and Designs Available: Contact BriskHeat® or your local distributor for more information.**

### Recommended Controllers

Temperature controller or close supervision is required for safe operation.



**TPO Portable Time Percentage Controller**  
– See page 179 for more details.

**SDC Digital Benchtop On/Off Controller**  
– See page 161 for more details.



**NEW LYNX® PID Temperature Control Sets**  
– See page 155 for more details.

## HTC/HWC/HTCE XTREMEFLEX® HEATING CORDS

### Features & Benefits

- ▶ Designed for use on small tubes, vessels, or any application where space is limited
- ▶ Exceptional flexibility — can be wrapped around objects as small as 3 mm (1/8 in) diameter
- ▶ Rapid thermal response
- ▶ Grounded and non-grounded models
- ▶ Includes high-temperature tie downs for easy installation
- ▶ Versatile — Can wrap around and heat a wide range of objects — laboratory apparatus, glassware, pipes, weldments, etc.
- ▶ Solves a wide range of applications — examples include viscosity control, laboratory, temperature maintenance, and melting of solids
- ▶ Easy-to-use
- ▶ Suitable for high temperatures



Suitable for Electrically Conductive Surfaces



HTCE Series — High-temperature grounded, CE approved



HTC Series



HWC Series

**NEW!**



All Heating Cords

### Specifications

Series	Type	Maximum Exposure Temperature	Construction	Heater Diameter mm (in)	Watt Density watts/m (watts/ft)	Minimum Bend Radius mm (in)	IP Rating	Grounded	Lead Length m (ft)	Plug Type
HTC	Non-grounded	Single Install: Up to 500°C (932°F) Removable/Reusable: Up to 300°C (572°F)	Fiberglass	4,8 (0,19)	68 (21)	3 (0,125)	IP50		0,6 (2)	120 VAC: Separable 2-prong plug 240 VAC: Crimped ferrule leads
HWC	Non-grounded, high-watt density	Single Install: Up to 500°C (932°F) Removable/Reusable: Up to 300°C (572°F)	Samox®	4,8 (0,19)	196 (60)	3 (0,125)	IP50		0,6 to 1,8 (2 to 6)	120 VAC: Separable 2-prong plug 240 VAC: Crimped ferrule leads
HTCE	High temperature, grounded approved	Single Install: Up to 760°C (1400°F) Removable/Reusable: Up to 450°C (842°F)	Samox®	6,6 (0,26)	60 (18)	4,7 (0,19)	IP50		1,5 (5)	Crimp ferrule leads

## HTC/HWC/HTCE XTREMEFLEX® HEATING CORDS

### Ordering Information

#### HTC Series: 68 watts/m (21 watts/ft)

Part No. 120 VAC	Part No. 240 VAC	Cord Length m (ft)	Total Watts	Lead Length m (ft)
HTC451007	N/A	0,15 (0,5)	17	0,6 (2)
HTC451006	N/A	0,3 (1)	22	0,6 (2)
HTC451005	N/A	0,6 (2)	43	0,6 (2)
HTC451001	N/A	0,9 (3)	64	0,6 (2)
HTC451008	N/A	1,2 (4)	82	0,6 (2)
HTC451002	HTC452002	1,8 (6)	135	0,6 (2)
HTC451009	N/A	2,4 (8)	170	0,6 (2)
HTC451003	HTC452003	3,7 (12)	260	0,6 (2)

#### HWC Series: 196 watts/m (60 watts/ft)

Part No. 120 VAC	Part No. 240 VAC	Cord Length m (ft)	Total Watts	Lead Length m (ft)
HWC1040	N/A	1,2 (4)	266	0,6 (2)
HWC1060	N/A	1,8 (6)	350	0,6 (2)
HWC1120	HWC2120	3,7 (12)	750	1,8 (6)
HWC1180	HWC2180	5,5 (18)	1000	1,8 (6)
HWC1240	HWC2240	7,3 (24)	1440	1,8 (6)

#### HTCE Series: High temperature, Grounded, CE approved

##### 60 watts/m (18 watts/ft)

Part No. 240 VAC	Cord Length m (ft)	Total Watts
HTCE225060L	2,5 (8,2)	150
HTCE230060L	3 (9,8)	180
HTCE235060L	3,5 (11,5)	210

##### 120 watts/m (37 watts/ft)

Part No. 240 VAC	Cord Length m (ft)	Total Watts
HTCE220120L	2 (6,6)	240
HTCE225120L	2,5 (8,2)	300
HTCE230120L	3 (9,8)	360
HTCE235120L	3,5 (11,5)	420

**NEW!**

### Accessories

Part No.	Description
PSAT36A	<b>Standard Fiberglass Tape</b> Suitable for general purpose applications Size: 12 mm x 33 m (1/2 in x 36 yd) Silicone Adhesive Temp Limit: 204°C (400°F)
AAT2180	<b>High Temperature Aluminum Tape</b> Designed for applications above 200°C (392°F) Size: 51 mm x 55 m (2 in x 180 ft) Silicone Adhesive w/Liner Temp Limit: 288°C (550°F)



**IMPORTANT: Temperature controller is required for these products. See options starting on page 145.**  
**Custom Sizes and Designs Available: Contact BriskHeat® or your local distributor for more information.**

## TEMPERATURE CONTROLLERS & ACCESSORIES FOR HEATING TAPES

### Temperature Controllers

#### SDX Digital PID Benchtop Temperature Controller



- Advanced PID control
- Plug & play
- More information on page 160

#### SDC/SDCE Digital On/Off Benchtop Temperature Controller



- On/off control
- Plug & play
- More information starting on page 161

#### LYNX Temperature Control Sets



- Compact PID controller
- Can be used individually or linked together as a system
- Plug & play
- More information on page 155

#### TPO Time Percentage Dial Controller



- Adjusts the proportion of time a heater is on or off
- Plug & play
- More information on page 179

Full selection of temperature controllers starting on page 145.

### Adhesive Tape

Provides intimate contact with surface to be heated. A heating tape essential!



Part No.	Description
<b>PSAT36A</b>	<b>Standard Fiberglass Tape</b> Suitable for general purpose applications Size: 13 mm x 38 m (0,5 in x 108 ft) Temp Limit: 200°C (392°F)
<b>AAT25</b>	<b>Standard Aluminum Tape</b> Suitable for general purpose applications Size: 64 mm x 55 m (2,5 in x 180 ft) Acrylic Adhesive w/Liner Temp Limit: 152°C (305°F) <b>NEW!</b>
<b>AAT260</b>	<b>Extra-Strength Aluminum Tape</b> Enhanced Durability and Adhesion for More Rigorous Applications Size: 51 mm x 55 m (2 in x 180 ft) Acrylic Adhesive Temp Limit: 149°C (300°F)
<b>AAT2180</b>	<b>High Temperature Aluminum Tape</b> Designed for applications above 200°C (392°F) Size: 51 mm x 55 m (2 in x 180 ft) Silicone Adhesive w/Liner Temp Limit: 288°C (550°F)

**NOTE:** Tape with acrylic adhesive should not be used with silicone heaters.

### Power Plugs

Choose a power plug for your heater that mates with your temperature control device. Complete selection found on page 180

Part No.	Description	Voltage (VAC)	Amps	Image
<b>10113</b>	NEMA 5-15P 2 pin, 3 wire (grounded)	125	15	
<b>10478</b>	NEMA 6-15P 2 pin, 3 wire (grounded)	250	15	
<b>20978-03M</b>	3 position Harting HAN Q2/0	600	15	
<b>11670-04</b>	IEC 14 2 pin, 3 wire	125/250	10 @ 250 VAC	
<b>41289-05</b>	Schuko CEE 7/7 2 pin, 3 wire	250	15	
<b>41289-02</b>	UK Type G 2 pin, 3 wire	250	15	

Custom Sizes and Designs Available: Contact BriskHeat® or your local distributor for more information.

“ Edwards Fiberglass Inc. has had the pleasure to work with BriskHeat for at least the last 15 years. Briskheat has shown exceptional knowledge in their products, availability when needed, and pricing is very competitive. BriskHeat also stands behind their product 100%. ”

~ Shane Edwards  
President/CEO of Edwards Fiberglass



# SILICONE & SPECIALTY **HEATING** BLANKETS






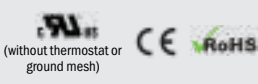






**BriskHeat®**

## HEATING BLANKET SELECTION GUIDE

Heat Blanket Series	Voltage	Power Density	Standard Power Cord/Leads	Nominal Thickness
<b>SRL/SRP</b>	120, 208, 240, 277, 480, 600	SRL: 0,39W/cm <sup>2</sup> (2,5 W/in <sup>2</sup> ) SRP: 0,19 W/cm <sup>2</sup> (1,25 W/in <sup>2</sup> )	122 cm (48 in) silicone power cord, bare wire, grounded	4,8 mm (3/16 in)
<b>SRL-ADJ/SRP-ADJ (inc. adjustable thermostat)</b>	120, 240	SRL: 0,39W/cm <sup>2</sup> (2,5 W/in <sup>2</sup> ) SRP: 0,19 W/cm <sup>2</sup> (1,25 W/in <sup>2</sup> )	1,8 m (6 ft) silicone power cord, 120V 3-prong plug, grounded, NEMA 5-15 Plug, 240V - crimped ferrule lead	4,8 mm (3/16 in)
<b>SRM-ADJ/SRM-ADJB (inc. adjustable thermostat)</b>	120, 240	0,39 W/cm <sup>2</sup> (2,5 W/in <sup>2</sup> )	1,8 m (6 ft) silicone power cord, bare wire on ADJ, NEMA 5-15 plug on ADJB, grounded	4,8 mm (3/16 in)
<b>SRW</b>	120, 240	0,78 W/cm <sup>2</sup> (5 W/in <sup>2</sup> )	25 cm (10 in) PFA extruded 22 AWG, bare wire, ungrounded	1,5 mm (0,06 in)
<b>SRX</b>	120, 240 or 12 or 24 VDC	0,39 W/cm <sup>2</sup> (2,5 W/in <sup>2</sup> )	30 cm (12 in) silicone power cord, bare wire, grounded; conduit connection	4,8 mm (3/16 in)
<b>SR</b>	120, 240	0,78 W/cm <sup>2</sup> (5 W/in <sup>2</sup> )	1,8 m (6 ft) silicone power cord, optional plug, ungrounded	6,3 mm (1/4 in)
<b>FGH</b>	120, 240	1,1 W/cm <sup>2</sup> (7 W/in <sup>2</sup> )	1,8 m (6 ft) fiberglass power cord, bare wire or choice of plug, ungrounded	25,4 mm (1 in)
<b>SXH</b>	120, 240	2,0 W/cm <sup>2</sup> (13 W/in <sup>2</sup> )	1,8 m (6 ft) fiberglass power cord, bare wire or choice of plug, ungrounded	25,4 mm (1 in)
<b>Etched Foil</b>	As specified	Up to 7,7 W/cm <sup>2</sup> (50 W/in <sup>2</sup> )	Various cord materials, weld pads, or contacts	Polyimide film: 0,15 mm (0,006 in) Silicone rubber: 0,03 in (0,76 mm)
<b>Aluminum Foil</b>	120, 240	0,47 W/cm <sup>2</sup> (3 W/in <sup>2</sup> )	46 cm (18 in) fiberglass, with bare wire	4,7 mm (0,19 in)

Custom options available, BriskHeat can design a heater for your application. See page 95 for details.

## HEATING BLANKET SELECTION GUIDE

IP Rating	Maximum Application Temperature	Exposure Temperature	Agency Approvals	Available Options (custom sizes almost always available)	Page No.
IP56	232°C (450°F)	-51°C to 232°C (-60°F to 450°F)	 (up to 358°F (181°C))	Pressure-sensitive adhesive; holes/cutouts; thermostats/high-limits; insulation	84
IP54	SRL: 218°C (425°F) SRP: 71°C (160°F)	-51°C to 232°C (-60°F to 450°F)	 (up to 358°F (181°C))	Pressure-sensitive adhesive; holes/cutouts; thermostats/high-limits; insulation	86
IP54	71°C (160°F)	-51°C to 200°C (-60°F to 392°F)	 (cCSAus and CE on ADJ versions only)	Pressure-sensitive adhesive; holes/cutouts; thermostats/high-limits; insulation	87
-	232°C (450°F)	-51°C to 232°C (-60°F to 450°F)	 (without thermostat or ground mesh)	Pressure-sensitive adhesive; holes/cutouts; thermostats/high-limit; grounded; insulation	88
IP54	T3: 144°C (292°F) T4A: 70°C (158°F)	-51°C to 204°C (-60°F to 400°F)	 (CID2 Gr A, B, C, D; CID2 Gr F, G)	Pressure-sensitive adhesive; holes/cutouts; thermostats/high-limits; insulation	90
IP54	232°C (450°F)	-51°C to 232°C (-60°F to 450°F)	 depends on plug	Pressure-sensitive adhesive; holes/cutouts; built-in thermocouples	91
-	427°C (800°F)	427°C (800°F)	 depends on plug	Choice of power plugs; plug options compatible with competitors products	96
-	593°C (1100°F)	593°C (1100°F)	 depends on plug	Choice of power plugs; plug options compatible with competitors products	96
IP50 (IP65 available)	Polyimide film: 260°C (500°F) Silicone rubber: 200°C (392°F)	-57°C (-70°F) to max application temperature	 (upon request)	Pressure-sensitive adhesive; integrated components; multi-zone and distributive wattage; other base materials (silicone, polyester, mica)	97
IP50 (IP65 available)	149°C (300°F)	-40°C (-40°F) to 149°C (300°F)		Pressure-sensitive adhesive; semi-rigid aluminum backing plate (0,6 mm (0,025 in) thick)	98

## INTRODUCTION TO HEATING BLANKETS

Many industrial heating applications require heaters with the ability to resist moisture, chemicals, and abusive environments. These same applications also require rapid heat up, steady temperature maintenance, and uniform heat distribution. For conditions such as these, BriskHeat® Silicone Rubber Heating Blankets are the best products available. Cloth heating blankets are used for higher temperature applications where moisture resistance is not a concern.

### Uniform Heat Distribution

- Silicone rubber up to 232°C (450°F)
- Cloth up to 593°C (1100°F)

### Suitable for a Large Range of Environments

- Moisture and chemical resistant options
- Hazardous-area-approved model option

### Exceptional Durability

- Multi-stranded resistance wire
- Industrial strength silicone rubber

### Variety of Standard Sizes and Custom Options

- Laser cut accurate holes and cutouts
- Built-in thermostats
- Large selection of plugs

See page 94 for more custom options.

### Special Purpose Heating Blankets

- Aluminum foil heaters are a low-cost alternative to silicone. Many of the same features are available.
- Etched foil heaters are ideal for OEM applications, offer watt densities up to 7,7 W/cm<sup>2</sup> (50 W/in<sup>2</sup>) and thicknesses as thin as 0,15 mm (0,006 in).

### Wide Range of Applications

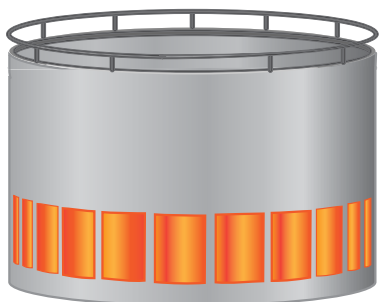
- Viscosity and temperature control
- Freeze protection
- Storage tanks
- Hoppers
- Enclosures/control panels
- Silos
- Conveyors
- Presses
- Vats
- Tank trucks
- Low-temperature ovens
- Battery warming
- Medical device heating
- Composite curing



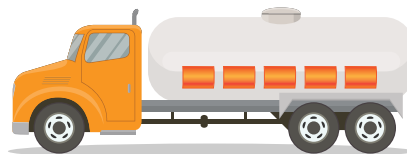
**Moisture  
& Chemical  
Resistant**



## EXAMPLES OF SILICONE RUBBER HEATING BLANKET APPLICATIONS




**Storage Tanks**  
Viscosity control and freeze protection for: Petroleum products, caustic liquids, water, molasses, most stored liquids




**Tank Trucks**  
Freeze protection and viscosity control for: Milks, asphalts, molasses, most transported liquids



**Low-Temperature Ovens**  
Process temperature control for: Curing, shrinking, baking




**Process Vats and Dip Tanks**  
Heat raising and maintenance for: Plating, degreasing, rinsing



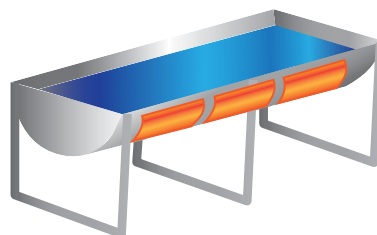
**Melt Pots**  
Viscosity and temperature control for: Waxes, adhesives, coatings, gums




**Dust Collectors**  
Condensation control for: Sawdust, sands, grains, particulates



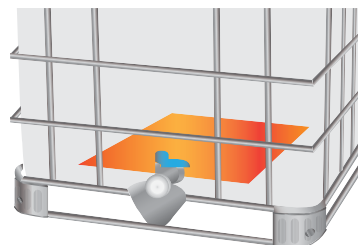
**Conveyors**  
Freeze protection for: Coal, ash, gravel



**Water and Feed Troughs**  
Freeze protection for: Water, livestock feeds




**Hoppers**  
Freeze protection for: Coal, ash, gravel



**IBC/TOTE Tank**  
Viscosity control and freeze protection for: Petroleum products, caustic liquids, water, molasses, most stored liquids

*Plus, thousands of other solutions.*

## SRL/SRP HEAVY-DUTY SILICONE RUBBER HEATING BLANKETS



**Moisture  
& Chemical  
Resistant**

### Features & Benefits

- ▶ Easy-to-apply industrial strength pressure-sensitive adhesive backing option
- ▶ Optional, high-limit safety thermostat to protect heater and contents being heated
- ▶ Exceptional durability, and suitable for a large range of surfaces like tanks, hoppers, conveyors, silos, etc.
- ▶ Moisture, chemical, and radiation resistant
- ▶ Heating element is laminated between two layers of 20 mil fiberglass reinforced silicone rubber for extra strength

### Specifications

**Power Density:**

- SRL Series: 0,39 W/cm<sup>2</sup> (2,50 W/in<sup>2</sup>)\* for metal surfaces
- SRP Series: 0,19 W/cm<sup>2</sup> (1,25 W/in<sup>2</sup>) for plastic surfaces

**Voltage:** 120 VAC to 600 VAC single phase

**Exposure Temperature:** -51 °C to 232 °C (-60 °F to 450 °F)

**Nominal Thickness:** 4,8 mm (3/16 in)

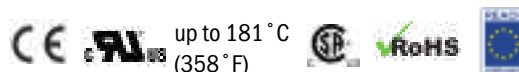
**Bend Radius:** 51-76 mm (2-3 in)

**Dielectric Strength:** Over 2000 volts

**Silicone Rubber Density:** 1560 g/m<sup>2</sup> (46 oz/yd<sup>2</sup>)

**Power Cord:** 1219 mm (48 in) high-temperature silicone cord

**IP Rating:** IP56



\*Consult factory if SRL series will be used on a plastic surface.

## SRL/SRP HEAVY-DUTY SILICONE RUBBER HEATING BLANKETS

### Ordering Information

#### Standard Sizes and Wattages

Size		Total Watts	
Width mm (in)	Length mm (in)	SRL Series: 0,39 W/cm <sup>2</sup> (2,5 watts/in <sup>2</sup> )	SRP Series: 0,19 W/cm <sup>2</sup> (1,25 watts/in <sup>2</sup> )
152 (6)	305 (12)	180	90
152 (6)	610 (24)	360	180
152 (6)	914 (36)	540	270
305 (12)	305 (12)	360	180
305 (12)	610 (24)	720	360
305 (12)	914 (36)	1080	540
457 (18)	457 (18)	810	405
457 (18)	914 (36)	1620	810
610 (24)	610 (24)	1440	720
610 (24)	914 (36)	2160	1080

**Note:** Plug not included.

#### About High-Limit Safety Thermostat

BriskHeat® offers an optional high-limit safety thermostat to protect both the heater and the product being heated from damage if the main controlling device fails.

#### New Custom Shapes Option

**Custom sizes and designs available: Contact BriskHeat® or your local distributor for more information.**

#### Part Number Matrix

SRL	06	12	1	P	H150	-096
-----	----	----	---	---	------	------

#### Product Series:

SRL - (2.5 W/in<sup>2</sup>)  
SRP - (1.25 W/in<sup>2</sup>)

#### Width (inches):

#### Length (inches):

#### Voltage:

1 - (120 V), 2 - (240 V), 3 - (277 V),  
4 - (480 V), 5 - (208 V), 6 - (600 V)

#### Pressure Sensitive Adhesive:

P - (with PSA), Blank - (without PSA)

#### High-Limit Safety Thermostat Option:


H150 - (66°C/150°F) [recommended for plastic surfaces]  
H450 - (232°C/450°F) [recommended for metal or temperature resistant surfaces]  
Blank - no high-limit

#### Lead Length Adjustment Option:

Additional lead lengths in 6 in increments  
Example: 096 - (96 in), blank - (standard 48 in)

#### Accessories

Part No.	Description
<b>PSAT36A</b>	Standard Fiberglass Tape Suitable for general purpose applications Size: 13 mm x 38 m (0,5 in x 108 ft) Silicone adhesive Temp Limit: 200°C (392°F)
<b>AAT2180</b>	High Temperature Aluminum Tape Designed for applications above 200°C (392°F) Size: 51 mm x 55 m (2 in x 180 ft) Silicone Adhesive w/Liner Temp Limit: 288°C (550°F)



**IMPORTANT: Temperature controller is required for this product. See options starting on page 145.**

## SRL/SRP/SRM HEAVY-DUTY SILICONE RUBBER HEATING BLANKETS WITH CONTROL



**NEW  
OPTIONS**



**Moisture  
& Chemical  
Resistant**



**Plug & Play**

### Features & Benefits

- ▶ Easy-to-apply industrial strength pressure-sensitive adhesive backing option
- ▶ Heating element is laminated between two layers of 20 mil fiberglass-reinforced silicone rubber
- ▶ Built-in temperature control for plug-and-play operation
- ▶ 360° grounded heating element for enhanced safety
- ▶ Exceptional durability for a wide range of industrial uses
- ▶ Moisture, chemical, and radiation resistant



(See ordering options for details)

### Specifications

#### Power Density:

- SRL Series: 0,39 W/cm<sup>2</sup> (2,50 W/in<sup>2</sup>)\* for metal surfaces
- SRP Series: 0,19 W/cm<sup>2</sup> (1,25 W/in<sup>2</sup>) for plastic surfaces
- SRM Series: 0,39 W/cm<sup>2</sup> (2,50 W/in<sup>2</sup>) for metal surfaces

#### Adjustable Thermostat:

- SRL Series: Up to 218°C (425°F)<sup>†</sup>
- SRP Series: Up to 71°C (160°F)<sup>†</sup>
- SRM Series: Up to 71°C (160°F)<sup>†</sup>

**Voltage:** 120 or 240 VAC single phase

#### Exposure Temperature:

- SRL Series: -51°C to 232°C (-60°F to 450°F)
- SRP Series: -51°C to 232°C (-60°F to 450°F)
- SRM Series: -51°C to 232°C (-60°F to 450°F)

**Nominal Thickness:** 4,8 mm (3/16 in)

**Dielectric Strength:** Over 2000 volts

**Silicone Rubber Density:** 1560 g/m<sup>2</sup> (46,0 oz/yd<sup>2</sup>)

**Bend Radius:** 51-76 mm (2-3 in)

**Power Cord:** 1,8 m (6 ft) long

- 120 VAC with standard 3-prong plug (NEMA 5-15)
- 240 VAC with standard 3-prong plug (NEMA 6-15)

\* Consult factory if SRL series will be used on a plastic surface.

<sup>†</sup> If precise temperature control is required for your application, please contact BriskHeat or your local distributor for application assistance and product solutions.



## SRL/SRP/SRM HEAVY-DUTY SILICONE RUBBER HEATING BLANKETS WITH CONTROL



### Ordering Information Standard Sizes and Wattages

Size		Total Watts		
Width mm (in)	Length mm (in)	SRL Series 0,39 watts/cm <sup>2</sup> (2,5 watts/in <sup>2</sup> )	SRP Series 0,19 watts/cm <sup>2</sup> (1,25 watts/in <sup>2</sup> )	SRM Series 0,39 watts/mm <sup>2</sup> (2,5 watts/in <sup>2</sup> )
152 (6)	305 (12)	180	90	180
152 (6)	610 (24)	360	180	360
152 (6)	914 (36)	540	270	540
305 (12)	305 (12)	360	180	360
305 (12)	610 (24)	720	360	720
305 (12)	914 (36)	1080	540	1080
457 (18)	457 (18)	810	405	810
457 (18)	914 (36)	1472*	810	1472*
610 (24)	610 (24)	1440	720	1440
610 (24)	914 (36)	N/A	1080	1440

\*2.27 W/in<sup>2</sup> (0.0035 W/mm<sup>2</sup>)

### Part Number Matrix

SRL/SRP/SRM	06	12	1	P	ADJB
-------------	----	----	---	---	------

**Product Series:** \_\_\_\_\_  
SRP - (1,25 W/in<sup>2</sup>), SRL - (2,5 W/in<sup>2</sup>), SRM - (2,5 W/in<sup>2</sup>)

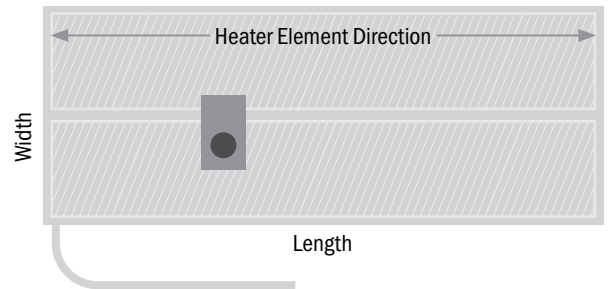
**Width (inches):** \_\_\_\_\_

**Length (inches):** \_\_\_\_\_

**Voltage:** \_\_\_\_\_  
1 - (120 V), 2 - (240 V)

**Pressure Sensitive Adhesive:** \_\_\_\_\_  
P - (with PSA), Blank - (without PSA)

**Ordering Options:** \_\_\_\_\_  
ADJB - With NEMA 5-15 Plug  
ADJ - No Plug, Ferrule Crimped Wire Terminations (CSA and CE Approved)



### Accessories

Part No.	Description
<b>AAT260</b>	Extra-Strength Aluminum Tape Enhanced Durability and Adhesion for More Rigorous Applications Size: 51 mm x 55 m (2 in x 180 ft) Acrylic Adhesive Temp Limit: 149°C (300°F)
<b>AAT2180</b>	High-Temperature Aluminum Tape Designed for applications above 200°C (392°F) Size: 51 mm x 55 m (2 in x 180 ft) Silicone Adhesive w/Liner Temp Limit: 288°C (550°F)

### Ideal for

- Tanks
- Vessels
- Hoppers
- Silos
- Conveyors
- Vats
- Any large surface

Custom sizes and designs available: Contact BriskHeat® or your local distributor for more information.

800-848-7673 | 614-294-3376 | BriskHeat.com | bhtsales1@briskheat.com

## SRW STANDARD-DUTY SILICONE RUBBER HEATING BLANKETS

### Features & Benefits

- ▶ Economical solution
- ▶ Thin, low-profile design
- ▶ Good flexibility
- ▶ Heating element laminated between two layers of fiberglass-reinforced silicone rubber
- ▶ Suitable for a large range of surfaces like tanks, hoppers, conveyers, silos, vessels, etc.
- ▶ Moisture resistant



Moisture Resistant



### Specifications

**Power Density:** 0,78 W/cm<sup>2</sup> (5,0 W/in<sup>2</sup>)

**Voltage:** 120 or 240 VAC

**Wattage:** +5%/-10%

**Exposure Temperature:** -51°C to 232°C (-60°F to 450°F)

**Nominal Thickness:** 1,5 mm (0,06 in)

**Minimum Bend Radius:** 89 mm (3,5 in)

**Power Leads:** 25 cm (10 in) PFA extruded 22 AWG leads with bare wire (no plug); Other lengths offered.

**Built-in Preset (on/off) Thermostat Options\*:**

- -2°C/13°C (28°F/55°F)
- 28°C/43°C (82°F/109°F)
- 64°C/79°C (147°F/174°F)
- 78°C/90°C (172°F/194°F)
- 135°C/150°C (275°F/302°F)

**Built-in Adjustable Thermostat Options\*:**

Adjustable from -4°C to 166°C (25°F to 330°F)



### Custom Options

**Power Density:** 0,08 W/cm<sup>2</sup> to 3,9 W/cm<sup>2</sup>  
(0,5 W/in<sup>2</sup> to 25 W/in<sup>2</sup>)

**Voltage:** 120 or 240 VAC (12 VDC to 480 custom)

**Lead Terminations:** Insulated terminals, standard plugs, mini connectors, twist lock plugs, bare wire

**Lead Protection:** Heat shrink, silicone sleeve, SS braid, SS conduit

**Mounting:** Easy-to-apply industrial strength pressure sensitive adhesive backing, boot hooks and lace, D-rings, springs and grommets, snap fasteners, high-temp rubber rings, hook and loop (like Velcro®)

**Insulation:** Closed cell silicone rubber sponge bonded to the heater for added efficiency: 1,6, 3,2, 6,4, 9,5, 12,7 mm (1/16, 1/8, 1/4, or 1/2 in) Rated to 232°C (450°F)

### Custom Configurations

- Holes and cutouts
- Unique shapes and sizes
- Lead exit locations
- Built-in thermocouples
- Ground braid mesh\*
- Dual voltage
- Three-phase
- Lead caps

\* SRW blankets with thermostats or ground mesh are not UL recognized.

## SRW STANDARD-DUTY SILICONE RUBBER HEATING BLANKETS

### Ordering Information

120 VAC	240 VAC	Width mm (in)	Length mm (in)	Watts	120 VAC	240 VAC	Width mm (in)	Length mm (in)	Watts
SRW010-030A010A00-UR	N/A	25 (1)	76 (3)	15	SRW030-350A010A00-UR	N/A	76 (3)	889 (35)	525
SRW010-040A010A00-UR	N/A	25 (1)	102 (4)	20	SRW030-400A010A00-UR	SRW030-400D010A00-UR	76 (3)	1016 (40)	600
SRW010-050A010A00-UR	N/A	25 (1)	127 (5)	25	SRW040-040A010A00-UR	N/A	102 (4)	102 (4)	80
SRW010-100A010A00-UR	SRW010-100B010A00-UR	25 (1)	254 (10)	50	SRW040-050A010A00-UR	SRW040-050B010A00-UR	102 (4)	127 (5)	100
SRW010-150A010A00-UR	SRW010-150B010A00-UR	25 (1)	381 (15)	75	SRW040-100A010A00-UR	SRW040-100B010A00-UR	102 (4)	254 (10)	200
SRW010-200A010A00-UR	SRW010-200B010A00-UR	25 (1)	508 (20)	100	SRW040-150A010A00-UR	SRW040-150B010A00-UR	102 (4)	381 (15)	300
SRW010-250A010A00-UR	SRW010-250B010A00-UR	25 (1)	635 (25)	125	SRW040-200A010A00-UR	SRW040-200B010A00-UR	102 (4)	508 (20)	400
SRW010-300A010A00-UR	SRW010-300B010A00-UR	25 (1)	762 (30)	150	SRW040-250A010A00-UR	SRW040-250E010A00-UR	102 (4)	635 (25)	500
SRW010-350A010A00-UR	SRW010-350B010A00-UR	25 (1)	889 (35)	175	SRW040-300A010A00-UR	SRW040-300C010A00-UR	102 (4)	762 (30)	600
SRW010-400A010A00-UR	SRW010-400B010A00-UR	25 (1)	1016 (40)	200	SRW040-350A010A00-UR	SRW040-350C010A00-UR	102 (4)	889 (35)	700
SRW010-800A010A00-UR	N/A	25 (1)	2032 (80)	400	SRW040-400A010A00-UR	N/A	102 (4)	1016 (40)	800
SRW020-020A010A00-UR	N/A	51 (2)	51 (2)	20	SRW050-050A010A00-UR	SRW050-050B010A00-UR	127 (5)	127 (5)	125
SRW020-050A010A00-UR	SRW020-050B010A00-UR	51 (2)	127 (5)	50	SRW050-100A010A00-UR	SRW050-100B010A00-UR	127 (5)	254 (10)	250
SRW020-100A010A00-UR	SRW020-100B010A00-UR	51 (2)	254 (10)	100	SRW050-150A010A00-UR	SRW050-150B010A00-UR	127 (5)	381 (15)	375
SRW020-150A010A00-UR	SRW020-150B010A00-UR	51 (2)	381 (15)	150	SRW050-200A010A00-UR	SRW050-200B010A00-UR	127 (5)	508 (20)	500
SRW020-200A010A00-UR	SRW020-200B010A00-UR	51 (2)	508 (20)	200	SRW050-250A010A00-UR	SRW050-250C010A00-UR	127 (5)	635 (25)	625
SRW020-250A010A00-UR	SRW020-250C010A00-UR	51 (2)	508 (20)	250	SRW050-300A010A00-UR	SRW050-300E010A00-UR	127 (5)	762 (30)	750
SRW020-300A010A00-UR	SRW020-300F010A00-UR	51 (2)	762 (30)	300	SRW050-350A010A00-UR	SRW050-350C010A00-UR	127 (5)	889 (35)	875
SRW020-350A010A00-UR	N/A	51 (2)	889 (35)	350	SRW050-400A010A00-UR	SRW050-400C010A00-UR	127 (5)	1016 (40)	1000
SRW020-400A010A00-UR	N/A	51 (2)	1016 (40)	400	SRW060-050A010A00-UR	SRW060-050B010A00-UR	152 (6)	127 (5)	150
SRW030-030A010A00-UR	N/A	76 (3)	76 (3)	45	SRW060-100A010A00-UR	SRW060-100B010A00-UR	152 (6)	254 (10)	300
SRW030-050A010A00-UR	SRW030-050B010A00-UR	76 (3)	127 (5)	75	SRW060-150A010A00-UR	SRW060-150B010A00-UR	152 (6)	381 (15)	450
SRW030-100A010A00-UR	SRW030-100B010A00-UR	76 (3)	254 (10)	150	SRW060-200A010A00-UR	SRW060-200B010A00-UR	152 (6)	508 (20)	600
SRW030-150A010A00-UR	SRW030-150B010A00-UR	76 (3)	381 (15)	225	SRW060-250A010A00-UR	N/A	152 (6)	635 (25)	750
SRW030-200A010A00-UR	SRW030-200B010A00-UR	76 (3)	508 (20)	300	SRW060-300A010A00-UR	N/A	152 (6)	762 (30)	900
SRW030-250A010A00-UR	N/A	76 (3)	635 (25)	375	SRW060-350A010A00-UR	SRW060-350D010A00-UR	152 (6)	889 (35)	1050
SRW030-300A010A00-UR	SRW030-300C010A00-UR	76 (3)	762 (30)	450	SRW060-400A010A00-UR	SRW060-400D010A00-UR	152 (6)	1016 (40)	1200

### These heaters can be customized with the following options

- Standard PFA leads of varying lengths
- Silicone rubber leads
- 1,8 m (6 ft) SJO cord set
- Pressure-sensitive adhesive
- Built-in preset thermostats

**Note: Custom heater part numbers will be generated during quoting process.**

**Custom sizes and designs available: Contact BriskHeat® or your local distributor for more information.**

**IMPORTANT: Temperature controller is required for this product. See options starting on page 145.**

## SRX HAZARDOUS-AREA SILICONE RUBBER HEATING BLANKETS

### Features & Benefits

- ▶ Hazardous-area rated
- ▶ High-limit thermostat designed to keep blanket below NEC Article 500 T-Rating
- ▶ Easy-to-apply, industrial strength pressure sensitive adhesive backing option
- ▶ Patented grounded heating element meets NEC 427.23
- ▶ Heating element is laminated between two layers of 20 mil and two layers 27 mil fiberglass reinforced silicone rubber
- ▶ Exceptional durability and suitable for a large range of metal surfaces like tanks, hoppers, conveyors, silos, etc.
- ▶ Moisture, chemical, and radiation resistant

### Specifications

**Power Density:** 0,39 W/cm<sup>2</sup> (2,50 W/in<sup>2</sup>)

**Voltage:** 120 or 240 VAC, 12 or 24 VDC

**Exposure Temperature:** -51°C to 204°C (-60°F to 400°F)

**Nominal Thickness:** 4,8 mm (3/16 in)

**Dielectric Strength:** Over 2000 volts

**Silicone Rubber Density:** 3526 g/m<sup>2</sup> (104 oz/yd<sup>2</sup>)

**Power Cord:** 305 mm (12 in) long high-temperature leads with silicone rubber protective sheath

**Conduit Connection:** Female 3/4-14 NPSM conduit fitting

**IP Rating:** IP54

T Rating	NEC Temperature	Actual High Limit Thermostat
T3	200°C (392°F)	144°C (292°F)
T4A (SRX)	135°C (275°F)	70°C (158°F)



Class I Division 2 Groups A, B, C, and D

Class II Division 2 Groups F and G

Requires conduit installation for hazloc installations.

**IMPORTANT: Temperature controller is required for this product. See options starting on page 145.**



### Ordering Information Standard Sizes and Wattage

Width mm (in)	Length mm (in)	Total Watts
152 (6)	305 (12)	180
152 (6)	610 (24)	360
305 (12)	305 (12)	360
305 (12)	610 (24)	720
610 (24)	610 (24)	1440



**Moisture  
& Chemical  
Resistant**

Note: Plug not included

### Part Number Matrix

SRX	06	12	180	1	P	T3
-----	----	----	-----	---	---	----

**Product Series:**

SRX- (FM) \_\_\_\_\_

**Width (inches):** \_\_\_\_\_

**Length (inches):** \_\_\_\_\_

**Wattage:** \_\_\_\_\_

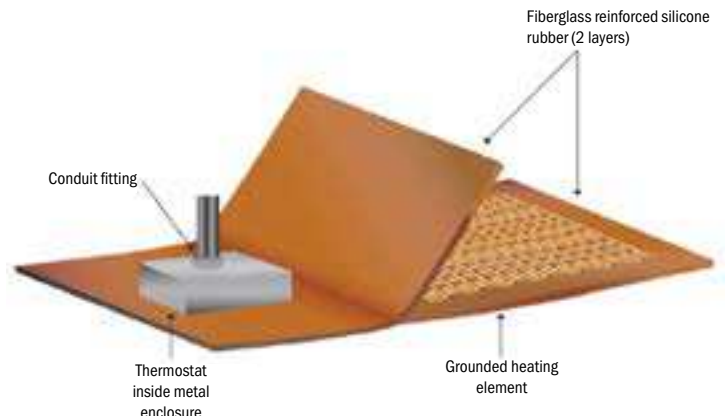
**Voltage:** 1- (120), 2- (240), A- (24VDC), B- (12VDC)

**Pressure Sensitive Adhesive:** \_\_\_\_\_

P- (with), blank- (without)

**T-Rating:** \_\_\_\_\_

T3- (T3), T4A - (T4A)



## SR EXTRA-FLEXIBLE SILICONE RUBBER HEATING BLANKETS

### Features & Benefits

- ▶ For use in applications that require tight flexibility up to 6 mm (1/4 in) radius
- ▶ Easy-to-apply industrial strength pressure sensitive backing option
- ▶ Rapid heat-up
- ▶ 2-year warranty

### Specifications

**Power Density:** 0,78 W/cm<sup>2</sup> (5 W/in<sup>2</sup>)

**Voltage:** 120 or 240 VAC

**Maximum Exposure Temperature:**  
-51 °C to 232 °C (-60 °F to 450 °F)

**Nominal Thickness:** 6,3 mm (1/4 in)

**Power Cord:** 1,8 mm (6 ft) high-temperature silicone cord

**IP Rating:** IP54



### Ordering Information

#### Part Number Matrix

SR	5	120	06X12	C
----	---	-----	-------	---

**Product Series:** \_\_\_\_\_

**Power Density:** \_\_\_\_\_  
5-(5 watts/in<sup>2</sup>)

**Voltage:** \_\_\_\_\_  
120-(120VAC), 240 (240VAC)

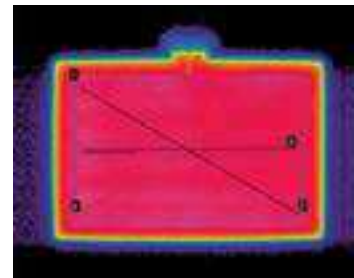
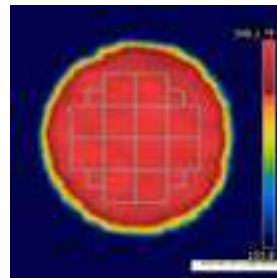
**Dimensions:** \_\_\_\_\_  
Rectangular, 06X12-(6 in x 12 in)  
Round, 12D-(12 in diameter)

**Power Plug:** \_\_\_\_\_  
See page 180 for options.

Contact BriskHeat about Boeing approved heaters and custom options.



**Moisture  
& Chemical  
Resistant**



### Standard Sizes and Wattage

#### Rectangular

Width mm (in)	Length mm (in)	Total Watts
152 (6)	152 (6)	180
152 (6)	305 (12)	360
152 (6)	610 (24)	720
203 (8)	203 (8)	320
254 (10)	254 (10)	500
305 (12)	305 (12)	720
305 (12)	610 (24)	1440
406 (16)	406 (16)	1280
457 (18)	457 (18)	1620
610 (24)	610 (24)	2880

#### Round

Diameter mm (in)	Total Watts
152 (6)	140
203 (8)	250
254 (10)	395
305 (12)	565
356 (14)	770
406 (16)	1005

### Custom designs and temperature uniformity testing available upon request

- Cutouts
- Holes
- Notches
- Uniformity testing
- Unique shapes and sizes
- Lead exit locations
- Built-in thermocouples



**IMPORTANT: Temperature controller is required for this product. See options starting on page 145.**

## TSREH ENCLOSURE HEATERS

### Features & Benefits

- ▶ Ambient-sensing thermostat for most models
- ▶ Prevents condensation or freezing of electronics located within enclosures and control panels
- ▶ Heater vulcanized to an aluminum mounting plate for easy installation
- ▶ Moisture, chemical, and radiation resistant



**Moisture  
& Chemical  
Resistant**



### Specifications

**Voltage:** 120 or 240 VAC (other voltages available upon request)

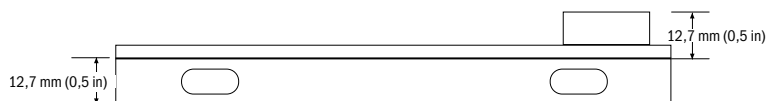
**Maximum Exposure Temperature:** -57°C to 200°C (-70°F to 392°F)

#### Nominal Thickness:

- Aluminum Bracket Thickness: 2,3 mm (0,090 in)
- Aluminum Bracket and Heater Thickness: 3,6 mm (0,140 in)
- Thickness (with Thermostat and Flange): 25,4 mm (1,0 in)

**Mounting Holes:** Two 4 mm x 6 mm (0,156 in x 0,250 in) oval shaped mounting holes

**Power Leads:** 1219 mm (48 in) PFA extruded leads with bare wire (no plug)



### Ordering Information

Part No. 120 VAC	Part No. 240 VAC	Width* mm (in)	Length mm (in)	Mounting Holes Center mm (in)	Total Watts	Thermostat	
						Opens	Closes
<b>TSREH600</b>	<b>TSREH2600</b>	64 (2,5)	152 (6)	102 (4)	60	without	thermostat
<b>TSREH640</b>	<b>TSREH2640</b>	64 (2,5)	152 (6)	102 (4)	60	16°C (60°F)	4°C (40°F)
<b>TSREH6110</b>		64 (2,5)	152 (6)	102 (4)	60	60°C (140°F)	43°C (110°F)
<b>TSREH6150</b>		64 (2,5)	152 (6)	102 (4)	60	82°C (180°F)	66°C (150°F)
<b>TSREH1200</b>	<b>TSREH21200</b>	64 (2,5)	305 (12)	229 (9)	120	without	thermostat
<b>TSREH1240</b>	<b>TSREH21240</b>	64 (2,5)	305 (12)	229 (9)	120	15°C (60°F)	4°C (40°F)
<b>TSREH12110</b>		64 (2,5)	305 (12)	229 (9)	120	60°C (140°F)	43°C (110°F)
<b>TSREH12150</b>		64 (2,5)	305 (12)	229 (9)	120	82°C (180°F)	66°C (150°F)

Other sizes and thermostat settings are available upon request

\*Dimensions listed are for heater and bracket; actual heater width is 51 mm (2,0 in).

**IMPORTANT: Temperature controller is required for this product. See options starting on page 145.**


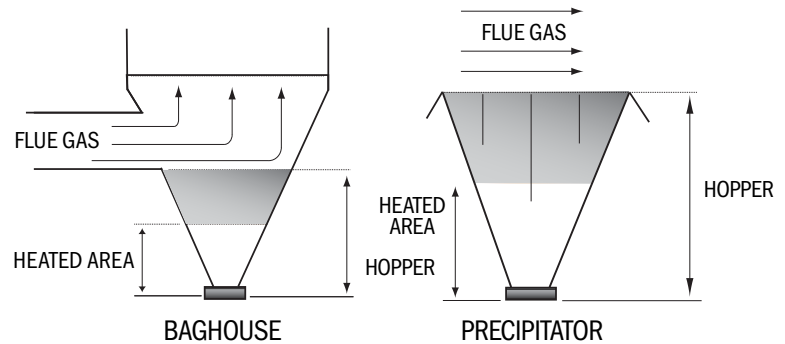
## INTRODUCTION TO HOPPER HEATING SOLUTIONS

Eliminate Bridging, Pluggage, Condensation, and Corrosion

### Features & Benefits

BriskHeat® Hopper Surface Heating Systems maintain elevated temperatures above moisture and acid dew points using a proven combination of:

- ▶ Modular hopper surface heaters
- ▶ Flexible heating tapes for throats, poke tubes, and manways
- ▶ Temperature control and installation hardware
- ▶ Easiest and lowest cost-of-installation
- ▶ Most cost-effective and energy-efficient heat possible across a large surface area



### Metal Clad



Ordinary Locations

### Benefits

- Higher maximum exposure temperature: Up to 538°C (1000°F)
- Minimal surface preparation time

### Silicone Rubber

#### Benefits

- Lowest profile and best surface contact
- No welding or mechanical attachments necessary
- Hazardous area-rated model available
- Agency approvals available

## SILICONE RUBBER HOPPER/CUSTOM HEATER OPTIONS

### Features & Benefits

- ▶ Eliminate bridging, pluggage, condensation and corrosion
- ▶ Hazardous area-rated model available
- ▶ Patented grounded heating element
- ▶ Temperatures up to 232 °C (450 °F)
- ▶ Lowest profile and best surface contact
- ▶ Moisture, chemical, and radiation resistant
- ▶ Heating element is laminated between two layers of 20 mil fiberglass reinforced silicone rubber for added strength and rigidity



**Moisture  
& Chemical  
Resistant**



**Temperatures  
Up to  
232 °C (450 °F)**

### Specifications

**Power Density:** Engineered to meet your application

**Voltage:** 120, 208, 240, 277, 480, or 600 VAC

**Exposure Temperature:** -51 °C to 232 °C (-60 °F to 450 °F)

**Dielectric Strength:** Over 2000 volts

**Silicone Rubber Density:** 736 grams/m<sup>2</sup> (21,7 oz/yd<sup>2</sup>)

**IP Rating:** IP54



### Custom Options

- Built-in thermostats, sensors, or high limits
- Closed-cell silicone sponge insulation in 1/8, 3/16, 1/4, 3/8, or 1/2 in thicknesses for applications up to 232 °C (450 °F)
- Cut profiles, holes, and cutouts
- Attachment options such as PSA, hook & lace, hook & loop, and snaps
- Watt densities up to 3,9 w/cm<sup>2</sup> (25 w/in<sup>2</sup>)
- Custom lead lengths and plug types

\*Approval based on design options.

### Heating Tapes For Hopper Heating Systems

Extremely flexible heating tapes easily install around challenging components like throats, poke tubes, and manways.



**See Heating Tape options starting on page 60.**



## MCH METAL CLAD HOPPER HEATERS

### Features & Benefits

- ▶ System of modular heaters meet your heat-up and total wattage requirements
- ▶ Ideal for Electrostatic Precipitator (ESP) hoppers, baghouse hoppers, and material and dust-collector hoppers
- ▶ Easy stud-welding installation
- ▶ Simple, one-piece stainless steel design
- ▶ Exceptional durability
- ▶ 5-year warranty

### Specifications

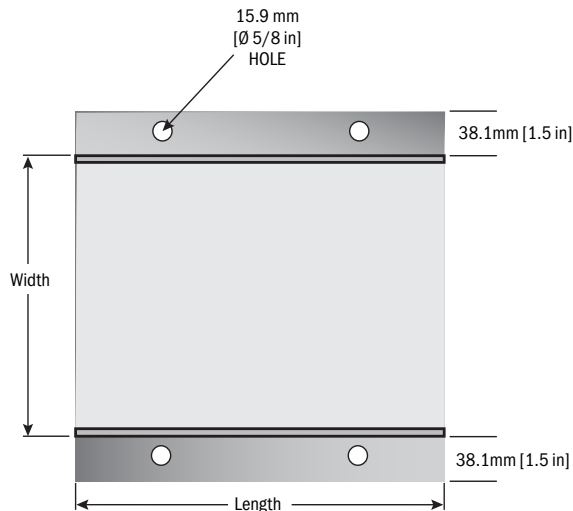
**Maximum Exposure Temperature:** 538°C (1000°F)

**Power Density:** 0,12 W/cm<sup>2</sup> (0,75 W/in<sup>2</sup>) to 0,46 W/cm<sup>2</sup> (3,0 W/in<sup>2</sup>) patented grounded heating element; meets NEC 427,23

**Voltage:** 120, 208, 240, 277, 480, or 600 VAC single-phase

**Dielectric Strength:** Over 2000 volts

**Power Leads:** 3,6 m (12 ft) long, moisture resistant, high temperature, stainless-steel overbraid, with bare-wire connection



#### Stainless Steel Protective Shell

- Superior rigidity enhances heater-to-surface contact
- Corrosion and rust resistant

#### Modular Blanket

- High-temperature construction
- Energy-efficient 19 mm (3/4 in) thick fiberglass insulation

#### Multi-Stranded Heating Element

- Maximum uniformity, durability, and safety
- BriskHeat® exclusive core technology
- High wattage improves heat-up time
- Corrosion and rust resistant



### Modular Heater Size Chart

Width mm (in)	Length mm (in)	Number of Stud Holes
76 (3)	305 (12)	2
152 (6)	305 (12)	2
305 (12)	305 (12)	4
305 (12)	610 (24)	4
305 (12)	914 (36)	6
305 (12)	1220 (48)	6

**Note:** For installation add 3 in (76 mm) to heater width.

### Stud Welding Kits

Part No.	Type	Number of Studs per Kit
MCHARC2	Arc Stud	2
MCHARC6		6
MCHARC12		12
MCHCD2	Capacitive Discharge	2
MCHCD6		6
MCHCD12		12

### Ordering Information

Contact BriskHeat® or your local representative for a quotation and application assistance.

**IMPORTANT: Temperature controller is required for this product. See options starting on page 145.**

## FGH/SXH HIGH-TEMPERATURE HEATING BLANKETS

### Features & Benefits

- ▶ Great for dry-area applications that require temperatures up to 593 °C (1100 °F)
- ▶ Energy-efficient heating element with 25,4 mm (1 in) layer of high-density fiberglass insulation
- ▶ Abrasion-resistant fiberglass cloth (FGH) or Samox® cloth (SXH)
- ▶ Flexible up to 25,4 mm (1 in) bend radius
- ▶ Excellent temperature uniformity

### Specifications

#### Exposure Temperature:

- FGH series: 427 °C (800 °F)
- SXH series: 593 °C (1100 °F)

#### Power Density:


- FGH series: 1,1 W/cm<sup>2</sup> (7 W/in<sup>2</sup>)
- SXH series: 2,0 W/cm<sup>2</sup> (13 W/in<sup>2</sup>)

#### Voltage: 120 or 240 VAC

#### Dielectric Strength: Over 2000 volts

#### Nominal Thickness: 25,4 mm (1 in)

#### Power Cord: 1,8 m (6 ft) long fiberglass power cord with choice of power plug. See page 180 for choices.



Temperatures  
Up to  
593 °C (1100 °F)

Custom sizes and designs available: Contact BriskHeat® or your local distributor for more information.

### Standard Sizes and Wattage

#### FGH series

Width mm (in)	Length mm (in)	Total Watts
152 (6)	152 (6)	255
152 (6)	305 (12)	504
152 (6)	610 (24)	1008
203 (8)	203 (8)	448
254 (10)	254 (10)	700
305 (12)	305 (12)	1008
305 (12)	610 (24)	2016
406 (16)	406 (16)	1792
457 (18)	457 (18)	2268
610 (24)	610 (24)	4032*

#### SXH series

Width mm (in)	Length mm (in)	Total Watts
152 (6)	152 (6)	468
152 (6)	305 (12)	936
152 (6)	610 (24)	1872
203 (8)	203 (8)	832
254 (10)	254 (10)	1300
305 (12)	305 (12)	1872
305 (12)	610 (24)	3744*
406 (16)	406 (16)	3328
457 (18)	457 (18)	4212*

\* Not available in 120 VAC due to high amperage requirements.



### Ordering Information

#### Part Number Matrix

##### Product Series

FGH-(800 °F), SXH-(1100 °F)

Dimensions, 06X12-(6 in x 12 in)

Voltage, 1-(120 VAC), 2-(240 VAC)

Power Plug

See page 180 for choices

FGH	06X12	1	C
-----	-------	---	---

**IMPORTANT: Temperature controller is required for this product. See options starting on page 145.**

“ We use BriskHeat silicone rubber heating blankets in a variety of custom sizes to heat several of our production wax tanks. They are easily installed, easily maintained, and last a reasonably long time. ”

~ Keith Weller

Site Supervisor with Desert Whale Jojoba/Lip Chemicals

## ETCHED FOIL HEATERS

### Features & Benefits

- ▶ Ultra-thin profile
- ▶ High-watt densities
- ▶ Uniform heat distribution
- ▶ Very fast thermal response time
- ▶ Wide variety of options to meet your specific requirements
  - Trace spacing as close as 0,17 mm (0,007 in)
  - Design multiple circuits in same heater
  - Pressure-sensitive adhesive (PSA) backing, epoxies, or pre-attached to your plates and objects attachment options
  - Integrated sensors, fuses, and control devices
  - Turnkey systems with temperature control
  - Available in any shape, cutout, and size (including complex shapes)
  - Kapton, polyimide film, and silicone rubber outer materials to meet your environment and needs

### Specifications

**Sizes:** Up to 560 mm x 710 mm (22 in x 28 in) in any shape or cutout

**Power Density:** Up to 7,7 W/cm<sup>2</sup> (50 W/in<sup>2</sup>)

**Minimum Exposure Temperature:** -57°C (-70°F)

#### Nominal Thickness:

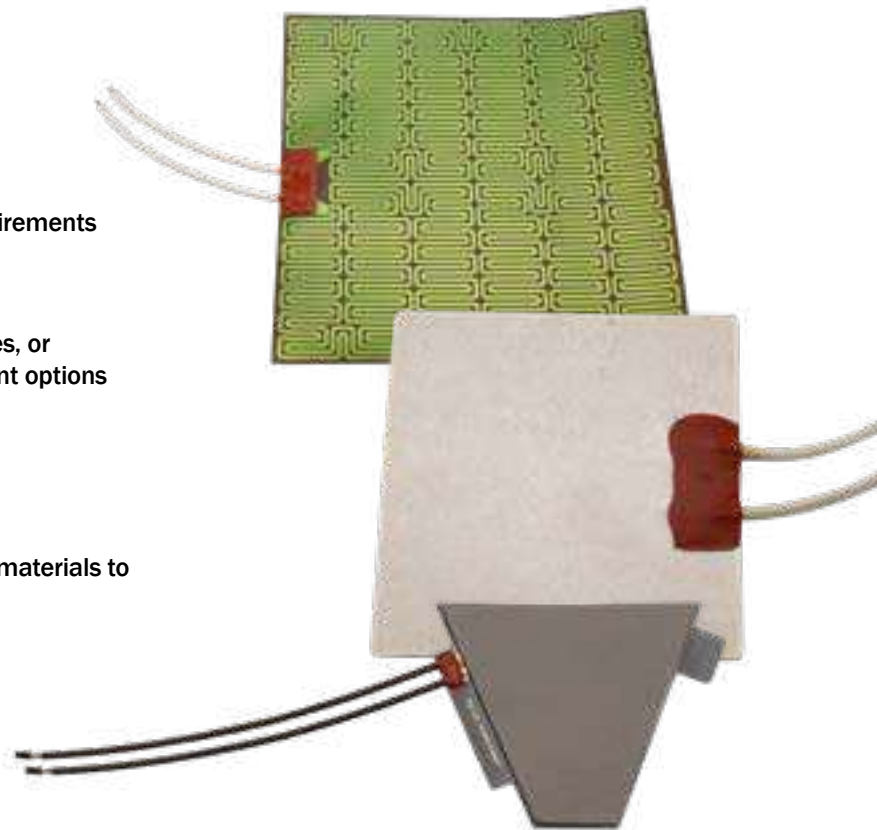
- Polyimide film: 0,15 mm (0,006 in) (6 mil)
- Silicone rubber: 0,76 mm (0,03 in) (30 mil)

#### Wide range of attachment options

PSA (Pressure-Sensitive Adhesive) backing, epoxies, or pre-attached to your plates and objects

### Ideal for

- OEM applications
- Analytical instrumentation
- Medical equipment
- Food processing
- Semiconductor
- Electronics (Indoor and Outdoor)
- Aerospace
- Energy

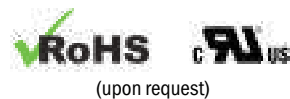


### Configure-to-Order Options

- Built-in controlling options
- Your choice of attachment options

### Ordering Information

Please contact BriskHeat® or your local representative for a quotation and personalized application assistance.



### Accessories

Part No.	Description
PSAT36A	Standard Fiberglass Tape Suitable for general purpose applications Size: 12 mm x 32,9 m (0,5 in x 108 ft) Silicone Adhesive Temp Limit: 204°C (400°F)
AAT2180	High-Temperature Aluminum Tape Designed for applications above 200°C (392°F) Size: 51 mm x 55 m (2 in x 180 ft) Silicone Adhesive w/ Liner Temp Limit: 288°C (550°F)

Outer Material	Maximum Exposure Temperature	Nominal Thickness mm (in)	Advantages	Maximum Size mm (in)
Polyimide Film	260°C (500°F)	0,15 mm (0,006 in) (6 mil)	Thinnest & highest dielectric strength	560 mm x 560 mm (22 in x 22 in)
Silicone Rubber	200°C (392°F)	0,76 mm (0,03 in) (30 mil)	Moisture and chemical resistance	560 mm x 710 mm (22 in x 28 in)

Other outer material options available. Contact BriskHeat for more details.

**IMPORTANT: Temperature controller is required for this product. See options starting on page 145.**

## ALUMINUM FOIL HEATERS

### Features & Benefits

- ▶ Low-cost solution
- ▶ Custom shapes and sizes
- ▶ Built to exact requirements and specifications
- ▶ Large volume OEM capability

### Specifications

**Power Density:** Up to 0,47 W/cm<sup>2</sup>  
(3 W/in<sup>2</sup>)

**Voltage:** 120 or 240 VAC

**Exposure Temperature:**  
-40°C (-40°F) to 149°C (300°F)

**Width:**

Minimum: 32 mm (1,25 in)  
Maximum: 914 mm (36 in)

**Length:**

Minimum: 102 mm (4 in)  
Maximum: 1524 mm (60 in)

**Nominal Thickness:** 4,7 mm (0,19 in)

**Power Cord:** 457 mm (18 in) 16–22 gauge with fiberglass sleeving and bare wire terminations (PVC or Teflon™-sleeved leads available)

**Wattage Tolerance:** +5%/-10%

**IP Rating:** IP50 (IP65 available)

### Construction Types

- A- Flexible with PSA (pressure-sensitive adhesive)
- B- Flexible without PSA (pressure-sensitive adhesive)
- C- Semi-rigid aluminum sheet backing 0.6 mm (0.025 in) thick

### Standard Sizes

Part No.	Width mm (in)	Length mm (in)	Voltage	Watts
FHB0200600001	51 (2)	152 (6)	120	25
FHB0201000005	51 (2)	254 (10)	120	50
FHB0201200003	51 (2)	305 (12)	120	60
FHB0400600003	102 (4)	152 (6)	120	60
FHB0401000001	102 (4)	254 (10)	120	110
FHB0401200001	102 (4)	305 (12)	120	130
FHB0601000007	152 (6)	254 (10)	120	170
FHB0601200002	152 (6)	305 (12)	120	205
FHB0602400001	152 (6)	640 (24)	120	420

**Up to  
60% Lower  
Cost Than  
Silicone**

**NEW!**



### Lead Termination Options

Bare Wire



Ring



Spade



Straight Quick Connect



Flag Quick Connect



### Custom Options

- Semi-rigid aluminum sheet backing, 0,6 mm (0,025 in) thick
- Unique shapes, holes and cut-outs
- Lead terminations including ring, quick-connect, and spade terminals
- Built-in single set-point controlling thermostats
- Dual wattage and dual voltage

**IMPORTANT: Temperature controller is required for this product. See options starting on page 145.**

## TEMPERATURE CONTROLLERS & ACCESSORIES FOR HEATING BLANKETS

### SDC Benchtop Temperature Controller

**Temperature Control Range:** 0°C to 600°C (32°F to 999°F)

Choose Type-J or Type-K Thermocouple Sensor  
 120 VAC or 240 VAC power input  
 Models for °C or °F display  
 10-amp fused output  
 See page 161



### TTD Outdoor-Use Digital On/Off Thermocouple Temperature Controller

120 or 240 VAC  
 15 amps  
 Digital on/off controller  
 Plug-in operation  
 Compact portable design  
 See page 170



### TB4000 High Capacity Bulb

**Maximum Exposure Temperature:**  
 -40°C to 71°C (-40°F to 160°F)  
 304 stainless-steel bulb and capillary temperature controller  
 3 m (10 ft) long  
 Manually set your desired temperature  
 Suitable for outdoor use  
 See page 177



### TB250N All-Purpose Bulb and Capillary Temperature Controller

**Maximum Exposure Temperature:**  
 -40°C to 71°C (-40°F to 160°F)  
 Manually set your desired temperature  
 Tinned copper bulb and capillary,  
 3 m (10 ft) long  
 Suitable for outdoor use  
 See page 176



### TD101 Automatic On/Off Thermostat Control

Single pole double throw (SPDT)  
 Numerous temperature range choices to fit your application

**Maximum Exposure Temperature:**  
 -40°C to 105°C (-40°F to 221°F)  
 Mounts directly to heated surface  
 See page 173



### TC4000 High-Capacity Wet-Area Digital Temperature Controller

**Temperature Control Range:**  
 -40°C to 999°C (-40°F to 999°F)  
 Type-J or Type-K thermocouple  
 100-240 VAC single or 3-phase, 480 VAC single or 3-phase  
 See page 165



### MPC2 Multi-Point Digital PID Temperature Control Panel

**Environmental Exposures:**  
 - Operating range: -10°C to 40°C (14°F to 104°F)  
 - Storage range: -20°C to 70°C (-4°F to 158°F)  
 Input/Output Configurations of 120, 208, 220-240, 277, 380, 400-415, 480, and 575-600 (and 3-phase options)  
 See page 157



### Heat Conductive Putty

Used to fill voids between blanket and surface being heated.

Part No.	Description
HCP1	Size: 0,5 kg (1 lb.)
HCP3	Size: 1,4 kg (3 lb.)



### RTV Sealant

Silicone sealant used to seal lead pouches, end pouches, and pipe standoffs.

Part No.	Description
RTV3.0	89 ml (3 oz.)



### Insul-EZ™ Adhesive Backed Sheet Insulation

Easy-to-install peel-and-stick adhesive backed sheet insulation for heaters and enclosures to reduce heat loss.

Part No.	Description
INSULEZ48	122 cm x 122 cm (48 in x 48 in) Adhesive Backed Sheet Insulation

# HEAT

IT'S IN OUR NAME

BriskHeat has been meeting a diverse range of industrial heating needs since 1949. BriskHeat designs and manufactures flexible heating elements, control systems, and accessories that provide custom solutions for process heating, freeze protection, viscosity control, and condensation prevention.


BriskHeat's products are utilized in all types of markets from petrochemicals and semiconductors to food processing and biotech. And BriskHeat is THE WORLDWIDE leader in flexible surface heat trace products that meet the needs of global customers in virtually every industry.



**BriskHeat®**

4800 Hilton Corporate Drive  
Columbus, OH 43232  
800-848-7673 | 614-294-3376  
BriskHeat.com  
bhtsales1@briskheat.com

# CLOTH **HEATING** JACKETS & INSULATORS



**BriskHeat®**

## BRISKHEAT'S FULL LINE OF HEATING OPTIONS

### Eco Line



A new heating jacket that offers distinct features and benefits for essential markets. Created with a sustainable concept of reducing waste, energy, and cost (through reduction of materials and time), for BriskHeat's customers.

- ▶ Ideal for applications where economical choices of fabrics and styles mirror your need for value.
- ▶ An entry-level heating jacket that serves a multitude of requirements.
- ▶ Select from several options based on your needs and budget.

**NEW!**

### Standard Line



The BriskHeat heating jackets our customers have relied on for over 40 years.

- ▶ Enhanced throughout the years to be regarded as the "industry standard" in most critical environments, from semiconductor, to pharmaceutical, and other challenging industries.
- ▶ Choose materials best suited to your environment. Popular materials include PTFE and silicone impregnated.



**HEATING OPTIONS TO MEET ALL YOUR NEEDS**

**Performance+ Line**



**NEW!**

Another new offering that combines the highest uniformity, with proprietary insulation, to make this line our best performing heater ever. The most stringent, critical, or demanding specifications can be met with this jacket designed for challenging markets.

- ▶ **Insulation:** The insulator chosen for this line is much lighter weight at better R-value performance than our Standard Line.
- ▶ **Internal Construction:** Advanced materials and methods within the jacket meet all SEMI standards and achieve uniformity greater than  $\pm 5\%$  at 130°C setpoint.
- ▶ **Exterior Construction:** The soft, white PTFE outer layer, with white PTFE stitching, creates a streamlined jacket construction with a sleek appearance. It also meets the clean appearance many customers seek.
- ▶ Can be custom designed to assure specialized configuration and specifications are met.

**Silver-Series 2 Insulators**




BriskHeat offers a simple and cost-effective alternative to our heating jackets. Contact us to learn more about using our heating tapes with Silver-Series 2 Cloth Insulators.

## CLOTH HEATING JACKETS & INSULATORS

### Features & Benefits

- ▶ Long service life. BriskHeat's typical heating jacket life is 10+ years.
- ▶ Easy on-off installation with durable and reusable hook & loop fasteners
- ▶ Ability to heat and insulate all components including diameters as small as 6 mm (¼ in)
- ▶ Compatible with LYNX® Temperature Control System or existing control system
- ▶ Uniform temperatures throughout entire line with individual heater control
- ▶ Economically reduces condensation build-up and eliminates cold spots
- ▶ High temperature capabilities
  - Up to 250 °C (482 °F) for Class 10 Cleanrooms
  - Up to 593 °C (1099 °F) for Class 100 Cleanrooms
- ▶ Energy efficient insulated design
- ▶ Exceptional durability increases productivity
- ▶ Decreased maintenance reduces operating costs
- ▶ Safe and cool to the touch (meets SEMI S2 standards)
- ▶ Patented grounded heating element



Before



After


**Better heat uniformity greatly decreases condensation build up.**

### Applications

- Condensation prevention
- Gas vaporization
- Bake-outs
- Lab testing
- Gas analysis
- Fluid delivery
- Viscosity control
- Freeze protection
- Process heating

### Custom Designs for

- Semiconductor, exhaust & foreline (including gas delivery)
- Drums/tanks/vessels/cylinders
- Vacuum chambers
- Pipe assemblies
- Valves
- Manifolds
- Pumps
- Instruments
- Unique geometry parts



Silicone Cloth Vacuum Chamber

## CLOTH HEATING JACKETS

### Specifications

**Voltage Options:** 120–600 VAC, Single or 3-Phase (Wye or Delta), VDC, 50 or 60 Hz

**Built-in Control/High-Limit Thermostat Options\*:** 82°C (180°F), 120°C (248°F), 150°C (302°F), 175°C (347°F), 200°C (392°F), 260°C (500°F)

**Low-Limit Thermostat Options\*:** 82°C (180°F) with -1°C (30°F) differential, 120°C (248°F) with 10°C (50°F) differential

\*Other options available

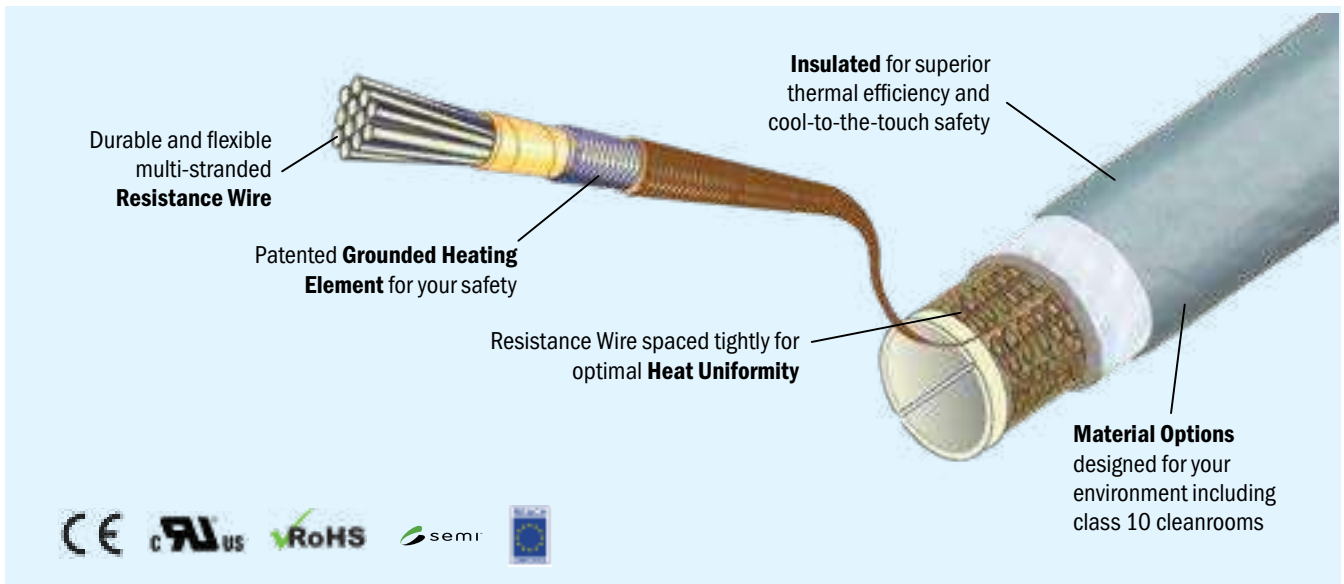

**Power Plug/Connector Options\*:** Mate-n-lock, twist lock, CPC connector, bare wire

**Temperature Sensor Options:** Platinum PT100 RTD, Type-J Thermocouple, Type-K Thermocouple, Thermistor

**Other Available Options:** High-limit manual reset, temperature sensor plug or receptacle, temperature indicator lights, built-in digital temperature controller, built-in LYNX®



Gray PTFE Vacuum Bake-Out Heater Chamber



Custom Sizes and Designs Available: Contact BriskHeat® or your local distributor for more information.

800-848-7673 | 614-294-3376 | BriskHeat.com | bhtsales1@briskheat.com

## CLOTH JACKET DESIGN OPTIONS

Cloth Type	PTFE Cloth (CL 10)	ePTFE Cloth	BriskClean Cloth (CL 10)	Samox™ (CL 100)	Gray Silicone	White Fiberglass Cloth (CL 100)	Aluminum Cloth	Beta Cloth	Polyester (Wet area)
Liner (Inside)	Yes	Yes	Yes	Yes	Yes	Yes	No	Yes	Yes
Facing (Outside)	Yes	Yes	Yes	Yes	Yes	Yes	Yes	Yes	Yes
Color	Gray	White	Green or White	White	Gray	White	Silver	Tan	Red
Max. Application Temp.	220°C (428°F)	250°C (482°F)	260°C (500°F)	510°C (950°F)	232°C (450°F)	482°C (900°F)	200°C (392°F)	400°C (752°F)	60°C (140°F)
Max. Temp. Intermittant	260°C (500°F)	260°C (500°F)	316°C (600°F)	538°C (1000°F)	260°C (500°F)	500°C (932°F)	232°C (450°F)	482°C (900°F)	100°C (212°F)

### Facing & Liner Material Options



**Gray PTFE** – Most commonly used facing and liner material for up to Class 10 environments (Gray, green, or white).



**White PTFE** – Most commonly used facing and liner material for up to Class 10 environments (Gray, green, or white).



**Polyester** – Standard red material used on wet-area heaters and insulators.



**White Fiberglass Cloth** – Economical option primarily used for liners. Flexible high-temperature material used up to Class 100 environments



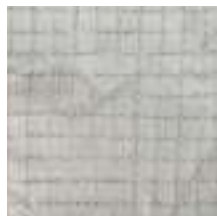
**ePTFE** – Expanded PTFE cloth that is abrasion-resistant without flaking.



**Silicone Cloth** – Economical option for general industrial applications. Moisture and chemical resistant material.



**Green BriskClean Cloth** – Flexible fabric typically used for tubes <25 mm (1 in) diameter in applications requiring up to Class 10 environments



**White BriskClean Cloth** – Flexible fabric typically used for tubes <25 mm (1 in) diameter in applications requiring up to Class 10 environments



**Samox** – High temperature S-glass material used up to Class 100 environments.



**Aluminum Cloth** – Facing material with reflective appearance for semiconductor and general industrial applications.



**Beta Cloth** – Sturdy fiberglass cloth that is an economical option for general industrial high-temperature applications.



Silicone Cloth with Hook & Lace



Aluminum Cloth

## CLOTH JACKET DESIGN OPTIONS

### Insulation Options

**Tempmat** – Standard fiberglass insulation, 9-11 lb/ft<sup>3</sup> for temperatures up to 649°C (1200°F).


**Aerogel** – High performance flexible foam insulation for applications up to 180°C (356°F).

**Melamine** – Foam insulation used in wet area applications not exceeding 180°C (356°F).

### Fastener Options

- Hook & loop
- Hook & lace
- Circumferential Belts with "D" Rings
- Terminal end rope draw-cord
- Grommets

### Options Include



Gray PTFE Cloth with LYNX® control



Gray PTFE



LYNX®  
See page  
148

Gray PTFE with  
Integrated LYNX®  
Control

## PERFORMANCE+ HEATING JACKETS

**NEW!**

### Features & Benefits

- ▶ Excellent temperature uniformity
- ▶ Lightweight insulation retains heat while reducing weight
- ▶ Able to heat complex geometries as small as 6 mm (1/4 in) diameter
- ▶ Individual sensor, control, and high limit for maximum system performance and safety
- ▶ Safe and cool to the touch (meets SEMI S2 standards)
- ▶ Clean and attractive design, made with robust materials

### Specifications

**Temperature Uniformity:** ±5% at 130°C setpoint

**Voltage:** 120-240 VAC

**Maximum Operating Temperature:** 180°C (356°F)

**Maximum Exposure Temperature:** 232°C (450°F)

**Minimum Exposure Temperature:** -20°C (-4°F)

**Materials:** ePTFE facing, aerogel foam insulation, soft aluminum thermal interface, foil beta, and fiberglass liner



Complex geometries as small as 6 mm (1/4 in) diameter



**Custom Sizes and Designs Available: Contact BriskHeat® or your local distributor for more information.**

## COMPONENTS FOR OEMS & END USERS

### Custom fit for better heat transfer

BriskHeat Cloth Heating Jackets maximize coverage and efficiency by both heating and insulating systems for your exact needs. They are widely used on valves, regulators, pumps, traps, bellows, and flow and vacuum systems. Jackets for fittings such as feedthroughs, couplings, nipples, crosses, and tees with ISO, KF (NW) or ConFlat connections are available individually or as a single jacket covering multiple parts.

Easily install and remove jackets as needed on your system with durable and reusable hook & loop fasteners. High-vacuum heating applications require excellent temperature uniformity and control. BriskHeat can supply jackets for standard vacuum chambers or use our thermal analysis capabilities to design a heater to fit any custom chamber.

### Types of components we heat

- Angle valves
- Ball valves
- Butterfly valves
- Gate valves
- Inline valves
- Pneumatic vacuum valves
- Sieve traps
- Particular traps
- Tanks/drums/vessels/cylinders
- Bake-out furnaces
- Vacuum filters
- Booster vacuum pumps
- Diffusion vacuum pumps
- Bellows
- Vacuum chambers
- Bell jar chambers
- Feedthrough collars
- Flexible hoses
- ConFlat flange fittings
- Klamps flange fittings
- CR series flanged fittings
- ISO fittings and clamps
- Gas lines
- UCR fittings
- Unistruts
- Instruments
- Manifolds

### BriskHeat makes heaters for OEM/components/parts including

- Across International
- Agilent
- Ancorp
- Atlas Technologies
- Edwards Vacuum
- Hi-Vac
- Huntington Vacuum
- Kitz
- Leybold
- Mack Vacuum
- MDC
- MKS Instruments
- SMC
- Swagelok
- VAC Aero
- VAT Group AG
- And more



## CUSTOM WET-AREA CLOTH HEATERS & INSULATORS

**Ideal for heating outdoor valves, actuators, pumps, and other hard-to-heat objects**

**NEW!**

### Features & Benefits

- ▶ For use in outdoor, indoor, or wash-down environments
- ▶ Provides both heat and insulation in a simple, lightweight one-piece design
- ▶ Easy-to-install and remove
- ▶ Built-in insulation maximizes energy-efficiency and heat-up times
- ▶ Extra durable, red polyester outer material
- ▶ Temperatures up to 100 °C (212 °F)
- ▶ Built-in high-limit thermostat and grounded heating element for safety
- ▶ Efficient and uniform heat in outdoor and wet-area environments
- ▶ Increased productivity through decreased maintenance costs
- ▶ Safe and cool to the touch
- ▶ Long service life: BriskHeat's typical heating jacket life is 10+ years
- ▶ Outdoor/Wet-Area Applications – IP54
  - Freeze protection
  - Viscosity control
  - Temperature maintenance
  - Process control
  - Piping
  - Valves
  - Pumps
  - Tanks/drums/cylinders/vessels
  - Hard-to-heat objects
  - And more



**Moisture Resistant**



Certified to UL safety standards

**Custom Sizes and Designs Available: Contact BriskHeat® or your local distributor for more information.**

“ I'm very satisfied with your product. It works great, and very pleased with the service. ”

~ Ezra Estep  
Lab Technician with Asphalt Emulsions



## CUSTOM WET-AREA CLOTH HEATERS & INSULATORS

### Specifications

**Voltage:** 120–240 VAC

**Wattage:** See below

**Amperage:** 12A maximum for ETL approval

**Outside Material:** Extra-durable polyester cloth

**Insulation Material:** Mold/mildew resistant melamine

**Insulation Thickness:** Standard 130 mm (0,5 in) or 260 mm (1,0 in) thick.  
Other insulation thicknesses available upon request

**IP Rating:** IP54

### Recommended Maximum Temperature and Watt Densities:

- Vented<sup>1</sup> Metal Vessels: 100°C (212°F) | 0,12 W/cm<sup>2</sup> (0,80 W/in<sup>2</sup>)
- Sealed<sup>2</sup> Metal Vessels: 54°C (130°F) | 0,07 W/cm<sup>2</sup> (0,45 W/in<sup>2</sup>)
- Vented<sup>1</sup> Poly Vessels: 71°C (160°F) | 0,07 W/cm<sup>2</sup> (0,45 W/in<sup>2</sup>)
- Sealed<sup>2</sup> Poly Vessels: 38°C (100°F) | 0,04 W/cm<sup>2</sup> (0,25 W/in<sup>2</sup>)

<sup>1</sup> Vessel has access/opening to atmosphere. Examples include open drums, IBCs, hoppers, and containers

<sup>2</sup> Vessel is sealed but has a pressure-relief device. Examples include valves, pipes, pumps, and sealed containers

### Wide Range of Design Options

- Heating jacket or insulator-only
- Custom shapes, sizes, and configurations
- Holes and cutouts
- Choice of lead lengths and terminations
- Choice of closure type
- Built-in thermostat control, integrated digital temperature controller, or connect to external controller
- High-limit thermostats

### Ordering Information

When ordering, the following information is required:

- |                              |                    |
|------------------------------|--------------------|
| • Length                     | • Lead length      |
| • Width or internal diameter | • Termination type |
| • Voltage                    | • Custom options   |
| • Closure type               |                    |

Note: For designs with cut-outs, holes, or multiple diameters, a dimensional drawing is required.



**Plug-and-play options:** Built-in thermostat control or integrated digital temperature controller

### Common Closure Options



Hook & loop

Belts with "D" rings



Grommets & lace



Straps with buckles

## WSP WINTERSHIELD™ FREEZE PROTECTION HEATED POCKETS

### Features & Benefits

- ▶ Creates a pocket of warmth to protect devices against extreme cold
- ▶ For use in all weather, sub-freezing environments
- ▶ Universal sizes for a wide range of objects
- ▶ Plug-and-play with extra-long 5 m (16 ft) power cord
- ▶ Removable and reusable
- ▶ Rugged, one-piece, lightweight design
- ▶ Lace-up openings on three-sides for easier installations
- ▶ Versatile — installs around a wide range of objects
  - Standard size fits any object with overall dimensions up to 152 x 152 x 186 mm (6 x 6 x 7 in)
  - Large size fits any object with overall dimensions up to 356 x 508 x 660 mm (14 x 20 x 26 in)
- ▶ Easy-to-install and remove — saves on labor costs
- ▶ Decreased downtime and maintenance costs
- ▶ Safe and cool to the touch
- ▶ Long service life: BriskHeat's typical heating jacket life is 10+ years

**NEW!**



Moisture Resistant



Plug & Play



## WSP WINTERSHIELD™ FREEZE PROTECTION HEATED POCKETS

### Specifications

**Voltage:** 120-240 VAC

**Control:** Built-in thermostat preset at 7°C (45°F). Other temperature settings available upon request

**Outside Material:** Extra-durable polyester cloth

**Insulation Material:** Mold/mildew resistant melamine

**Insulation Thickness:** 130 mm (0,5 in)

**Power Cord:** 5 m (16 ft) long with  
120 VAC: Grounded 3-prong plug (NEMA 5-15P)  
240 VAC: Crimped ferrule leads

**IP Rating:** IP54



### Ordering Information

Size	Dimensions mm (in)	Watts	Part No. 120 VAC	Part No. 240 VAC
Standard	152 x 152 x 178 (6 x 6 x 7)	94	<b>WSP120V</b>	<b>WSP240V</b>
Large	356 x 508 x 660 (14 x 20 x 26)	200	<b>WSP120LGV</b>	<b>WSP240LGV</b>



**Lace-up openings** on three sides makes it **easy to install and maneuver around obstructions** like pipes, electrical wiring, conduits, and bases/stands

Standard size fits most Foxboro, Rosemount, Emerson, and other industrial pressure transmitters.

Large size fits most Ingersoll Rand, Viking, Goulds, and other industrial pumps.

**Custom Sizes and Designs Available:**  
**Contact BriskHeat® or your local distributor for more information.**



## CLOTH JACKET INSULATORS

BriskHeat® Cloth Jackets insulators maximize coverage and efficiency by providing insulation around the entire object. Cloth jacket insulators are ideal for a wide range of applications.

### Features & Benefits

- ▶ Reusable, durable, and economical
- ▶ Easy-to-install
- ▶ Designed for temperatures up to 593 °C (1100 °F)
- ▶ Energy efficient
- ▶ Designed specifically for your application

### Applications

- Condensation prevention
- Gas vaporization
- Energy efficiency
- Lab testing
- Gas analysis
- Fluid delivery
- Noise reduction
- Personnel safety

### Custom Designs for

- Tanks
- Drums
- Storage vessels
- Heat exchangers
- Pipe assemblies
- Valves
- Manifolds
- Pumps
- Instruments
- Unique geometry parts



### Design Options

#### Facing and Liner

Wide variety of materials available to meet your temperature and environmental needs

- Silicone impregnated fiberglass cloth
- PTFE gray cloth
- Cleanroom materials
- Aluminum cloth
- And more



#### Closure Types

- Hook & loop
- Hook & lace
- Circumferential belts with "D" rings
- Terminal end rope draw-cord
- Grommets

#### Insulation

Fiberglass, glassmat, or ceramic materials available in multiple thicknesses



**Custom Sizes and Designs available for pipes, tanks, vessels, and much more.**

**Contact BriskHeat® or your local distributor for more information.**

**Let our industry-leading engineering team design the perfect jacket for your application.**

## SILVER-SERIES 2 INSULATORS

**NEW!**

### Features & Benefits

Silver-Series 2 Removable Cloth Insulators are a configurable system of removable insulator blankets and covers that feature durable high-temperature cloth, energy-efficient fiberglass insulation, and hook & loop closures for easy installation and removal. This cost-effective solution improves thermal efficiency for hot and cold pipes, tanks, and vessels in industrial and commercial environments. Custom designs can be manufactured for unique requirements.

- ▶ Removable and reusable design provides an economical solution
- ▶ Easy-to-install configurable system with cut-to-length straights
- ▶ Durable product design delivers long service life
- ▶ Moisture & chemical resistant
- ▶ High-temperature resistance
- ▶ Fire-retardant, asbestos-free material



### Specifications

**Maximum Exposure Temperature:** Up to 260°C (500°F)

**Facing & Liner Material:** PTFE cloth

**Insulation:** 25 mm (1 in) thick fiberglass

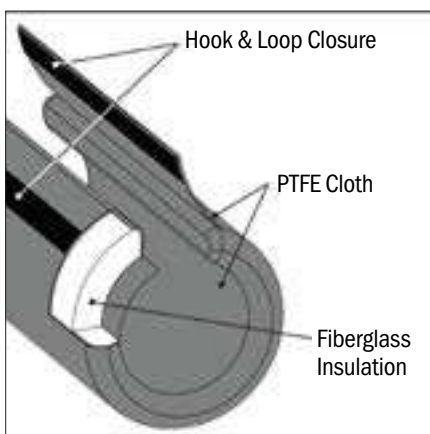
**Thermal Performance:** R3.3, K0.21@ 24°C (75°F)

**IP Rating:** IP54



**Moisture  
& Chemical  
Resistant**

### Quality Construction



### Cut-to-Length Versatility



Straight pipe insulators can be cut-in-the-field

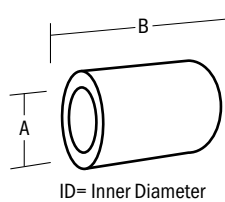
## SILVER-SERIES 2 INSULATORS

### Ordering Information

#### Straight Sections (Cut-to-Length)



A ID of Insulator mm (in)	B Length mm (in)	Part No.
46 (1,82)	2286 (90)	<b>SSIP10CTL-2V</b>
61 (2,40)	2286 (90)	<b>SSIP15CTL-2V</b>
73 (2,88)	2286 (90)	<b>SSIP20CTL-2V</b>
102 (4,00)	2286 (90)	<b>SSIP30CTL-2V</b>
127 (5,00)	2286 (90)	<b>SSIP40CTL-2V</b>

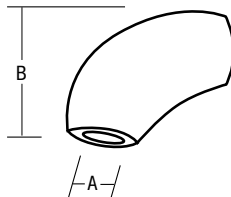


Total usable length for each straight insulator is 90 in (2286 mm) – can be cut-to-length in the field in 6 in (152 mm) and 12 in (305 mm) increments. Cut area 0,75 in (19 mm) wide.



#### 90° Elbows

A ID of Insulator mm (in)	B Height mm (in)	Part No.
58 (2,27)	127 (5)	<b>SSI9010-2V</b>
74 (2,93)	152 (6)	<b>SSI9015-2V</b>
88 (3,46)	178 (7)	<b>SSI9020-2V</b>
121 (4,78)	216 (8.5)	<b>SSI9030-2V</b>
150 (5,9)	279 (11)	<b>SSI9040-2V</b>

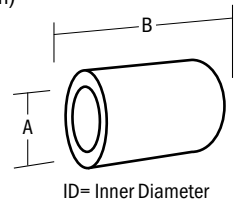


#### Straight Sections (Precut Lengths)



Straight sections in ready-to-use lengths of 152, 305, 610, 914, and 1219 mm (6,12, 24,36, and 48 in)

A ID of Insulator mm (in)	B Length mm (in)	Part No.
46 (1,82)	152 (6)	<b>SSIP1006-2V</b>
	305 (12)	<b>SSIP1012-2V</b>
	610 (24)	<b>SSIP1024-2V</b>
	914 (36)	<b>SSIP1036-2V</b>
	1219 (48)	<b>SSIP1048-2V</b>
61 (2,40)	152 (6)	<b>SSIP1506-2V</b>
	305 (12)	<b>SSIP1512-2V</b>
	610 (24)	<b>SSIP1524-2V</b>
	914 (36)	<b>SSIP1536-2V</b>
	1219 (48)	<b>SSIP1548-2V</b>
73 (2,88)	152 (6)	<b>SSIP2006-2V</b>
	305 (12)	<b>SSIP2012-2V</b>
	610 (24)	<b>SSIP2024-2V</b>
	914 (36)	<b>SSIP2036-2V</b>
	1219 (48)	<b>SSIP2048-2V</b>
102 (4,00)	152 (6)	<b>SSIP3006-2V</b>
	305 (12)	<b>SSIP3012-2V</b>
	610 (24)	<b>SSIP3024-2V</b>
	914 (36)	<b>SSIP3036-2V</b>
	1219 (48)	<b>SSIP3048-2V</b>
127 (5,00)	152 (6)	<b>SSIP4006-2V</b>
	305 (12)	<b>SSIP4012-2V</b>
	610 (24)	<b>SSIP4024-2V</b>
	914 (36)	<b>SSIP4036-2V</b>
	1219 (48)	<b>SSIP4048-2V</b>



## EASY WAYS TO ORDER

1. Contact your local distributor. Check BriskHeat.com to locate a local distributor.
2. Call BriskHeat® at 800-848-7673 or 614-294-3376. We have a staff of application specialists to solve your unique needs.
3. Order online at BriskHeat.com - 24/7.

## PAYMENT TERMS

### Credit Card Options



### Net 30 Option

Net 30 Terms are available to qualified companies. Please contact your Account Manager for additional details.

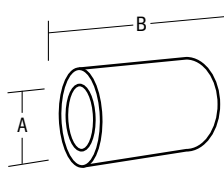
## SILVER-SERIES 2 INSULATORS

### Ordering Information



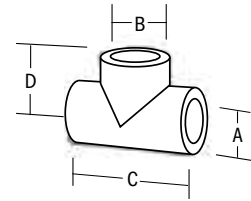
#### Flanges

A ID of Insulator mm (in)	B Length mm (in)	Part No.
121 (4,75)	203 (8,00)	<b>SSIF10-2V</b>
140 (5,50)	203 (8,00)	<b>SSIF15-2V</b>
165 (6,50)	203 (8,00)	<b>SSIF20-2V</b>
191 (7,50)	203 (8,00)	<b>SSIF25-2V</b>
203 (8,00)	203 (8,00)	<b>SSIF30-2V</b>
241 (9,50)	203 (8,00)	<b>SSIF40-2V</b>



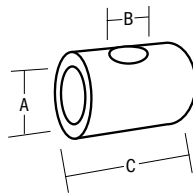
#### Tees

A ID of Insulator mm (in)	B ID of Insulator mm (in)	C Length mm (in)	D Height- Center-line to top mm (in)	Part No.
89 (3,52)	89 (3,52)	203 (8,00)	127 (5,00)	<b>SSIT10-2V</b>
106 (4,18)	106 (4,18)	229 (9,00)	145 (5,70)	<b>SSIT15-2V</b>
126 (4,96)	126 (4,96)	248 (9,75)	155 (6,10)	<b>SSIT20-2V</b>
142 (5,59)	142 (5,59)	279 (11,00)	173 (6,80)	<b>SSIT25-2V</b>
166 (6,53)	166 (6,53)	305 (12,00)	185 (7,30)	<b>SSIT30-2V</b>
194 (7,65)	194 (7,65)	368 (14,50)	211 (8,30)	<b>SSIT40-2V</b>



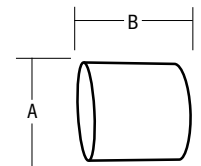
#### 2-Way Ball Valve

A ID of Insulator mm (in)	B Opening ID mm (in)	C Length mm (in)	Part No.
121 (4,75)	83 (3,25)	203 (8,00)	<b>SSIVB102-2V</b>
140 (5,50)	86 (3,38)	279 (11,00)	<b>SSIVB152-2V</b>
165 (6,50)	89 (3,50)	292 (11,50)	<b>SSIVB202-2V</b>
191 (7,50)	114 (4,50)	318 (12,50)	<b>SSIVB252-2V</b>
203 (8,00)	114 (4,50)	330 (13,00)	<b>SSIVB302-2V</b>
241 (9,50)	121 (4,75)	356 (14,00)	<b>SSIVB402-2V</b>



#### Seam Covers

A ID of Insulator mm (in)	B Length mm (in)	Part No.
81 (3,17)	83 (3,25)	<b>SSIC10V</b>
102 (4,00)	99 (3,88)	<b>SSIC20V</b>
133 (5,25)	102 (4,00)	<b>SSIC30V</b>
173 (6,80)	99 (3,88)	<b>SSIC40V</b>



“ I was very impressed with the closed-cell insulation. Great quality and easy to install over my heated cables. Just in time as well – we will get in the 20's this week. ”

~ Tony

# YOUR SPEC OUR TECH

BriskHeat has been meeting a diverse range of industrial heating needs since 1949. BriskHeat designs and manufactures flexible heating elements, control systems, and accessories that provide custom solutions for process heating, freeze protection, viscosity control, and condensation prevention.

BriskHeat's products are utilized in all types of markets from petrochemicals and semiconductors to food processing and biotech. And BriskHeat is THE WORLDWIDE leader in flexible surface heat trace products that meet the needs of global customers in virtually every industry.



**BriskHeat®**

4800 Hilton Corporate Drive  
Columbus, OH 43232  
800-848-7673 | 614-294-3376  
BriskHeat.com  
bhsales1@briskheat.com



# CONTAINER HEATERS



**BriskHeat®**

## **INTRODUCTION TO DRUM/PAIL HEATERS**

BriskHeat® Drum and Pail Heaters are designed to provide practical, efficient means of freeze protection, viscosity control, and maintenance of materials at elevated temperatures. A variety of standard sizes are combined with availability of configure-to-order designs to meet your application requirements.

### **Features & Benefits**

- ▶ Improves flow and viscosity of drum and pail contents
- ▶ Plug-and-play with built-in control
- ▶ Durable and long lasting
- ▶ Hazardous-area drum heater options - FM and ATEX

### **Applications**

- Viscosity control
- Freeze protection
- Temperature maintenance
- Melting of solids
- Heat-up drum contents to a required temperature
- Thermal mixing

**Variety of standard sizes and configure-to-order options for special vessel heaters.**



## DRUM/PAIL HEATERS SELECTION GUIDE

Type	Series	Page	Heater Width	Silicone layers and thickness per layer	IP Rating	Grounded	Available for Use with Poly Drums	Hazardous Area Rated
Heavy Duty Silicone Rubber Drum Heaters	DHCS/DPCS/DHLS	122	102 mm (4 in)	2 layers of 20 mil	IP54	✓	✓	
Extra-Heavy Duty Silicone Rubber Drum Heaters	DHCH/DPCH	122	102 mm (4 in)	2 layers of 20 mil 1 layer of 27 mil	IP54	✓	✓	
Silicone Rubber Drum Warmers (Preset)	DHCSR	124	102 mm (4 in)	2 layers of 20 mil	IP54	✓	✓	
Silicone Rubber Drum Heaters	ECONO	125	91 mm (3.6 in)	2 layers of 20 mil	IP54	✓		
Hazardous-Area Silicone Rubber Drum Heaters	DHCX/DHDX	126	203 mm (8 in)	2 layers of 23 mil 2 layer of 27 mil	IP54	✓		✓
General-Purpose Full-Coverage Drum Heaters and Insulators	FGDH/FGDI	128	Full-Coverage	N/A	IP4X (Heaters) IP20 (Insulators)	✓	✓	
Wet-Area Full-Coverage Drum Heaters and Insulators	FGDHW/FGDIW	131	Full-Coverage	N/A	IP54	✓	✓	
ATEX Full-Coverage Drum Heaters	WEX	134	Full-Coverage	N/A	IP65	✓	✓	✓

Wide range of options to fit your application.



## SILICONE RUBBER DRUM/PAIL HEATERS – HEAVY DUTY & EXTRA-HEAVY DUTY

### Features & Benefits

- ▶ Exceptional durability and flexibility for a wide range of poly and metal drum/pail heating applications
- ▶ Adjustable thermostat — Temperatures up to 71 °C or 218 °C (160 °F or 425 °F)
- ▶ Extra-wide 102 mm (4 in) surface coverage
- ▶ Moisture and chemical resistant — IP54 rated
- ▶ Grounded for your safety — meets NEC 427.23
- ▶ 1.8 m (6 ft) long power cord with choice of plug or leads
- ▶ Improves flow and reduces viscosity levels of drum and pail contents
- ▶ Solves a wide range of drum and pail heating applications — examples include viscosity control, freeze protection, temperature maintenance, and melting of solids
- ▶ Easy-to-use — simple plug-and-play design
- ▶ Rugged — provides long service life and can be used in a wide variety of environments

### Specifications

**Heater Width:** 102 mm (4 in)

**Voltage Options:** 120 or 240 VAC

**Exposure Temperature:** -51 °C to 232 °C (-60 °F to 450 °F)

**Dielectric Strength:** Over 2000 volts

**Attachment Type:** Expandable spring closure — expands up to 76 mm (3 in)

**Silicone Rubber Density:**

- Heavy duty: 1560 g/m<sup>2</sup> (46,0 oz/yd<sup>2</sup>)
- Extra heavy duty: 2543 g/m<sup>2</sup> (75,0 oz/yd<sup>2</sup>)

**Power Cord:** 1,8 m (6 ft) long with choice of plug

- Standard 120 VAC: 3-prong grounded plug (NEMA 5-15P)
- CSA/cURus approved 120 & 240 VAC: bare wire leads

**IP Rating:** IP54

NOTE: If precise temperature control is required for your application, please contact BriskHeat or your local distributor for application assistance and product solutions.

**Heaters should always be placed below fill level of container.**



Ideal for a wide range of drum/pail applications



Easy-to-use adjustable thermostat



**Moisture & Chemical Resistant**



**Plug & Play**

## SILICONE RUBBER DRUM/PAIL HEATERS – HEAVY DUTY & EXTRA-HEAVY DUTY

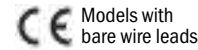
### What is the difference between Heavy Duty and Extra-Heavy Duty?

**Heavy Duty (DHCS | DPCS | DHLS series):** Designed with two extra-thick layers of fiberglass reinforced silicone rubber for excellent strength and durability.

**Extra Heavy Duty (DHCH | DPCH series):** Designed with three extra-thick layers of fiberglass reinforced silicone rubber for ultimate strength and durability. The longest lasting and most durable silicone drum heater.

### Ordering Information

**Standard Design:** 120 volts includes NEMA 5-15 plug and 240 volts include bare wire leads



Heavy Duty		Extra Heavy Duty		Drum Size l (gal)	Drum Diameter mm	Drum Diameter in	Heater Length mm (in)	Drum Type	Adjustable Thermostat Range	Watt Density	Watts
Part No. 120 VAC	Part No. 240 VAC	Part No. 120 VAC	Part No. 240 VAC								
DHCS10	DHCS20	DHCH10	DHCH20	13 to 26 (3,5 to 7)	282 to 307	11,1 to 12,1	889 (35,0)	Metal	Up to 218°C (425°F)	0,78 W/cm <sup>2</sup> (5,0 W/in <sup>2</sup> )	550
DHCS11	DHCS21	DHCH11	DHCH21	57 to 61 (15 to 16)	355 to 381	14,0 to 15,0	1118 (44,0)				700
DHCS13	DHCS23	DHCH13	DHCH23	114 (30)	472 to 498	18,6 to 19,6	1486 (58,5)				1000
DHCS15	DHCS25	DHCH15	DHCH25	200 - 208 (55)	566 to 589	22,3 to 23,2	1778 (70,0)				1200
DHLS10	DHLS20	-	-	13 to 26 (3,5 to 7)	282 to 307	11,1 to 12,1	889 (35,0)	Metal	Up to 71°C (160°F)	0,78 W/cm <sup>2</sup> (5,0 W/in <sup>2</sup> )	550
DHLS11	DHLS21	-	-	57 to 61 (15 to 16)	355 to 381	14,0 to 15,0	1118 (44,0)				700
DHLS13	DHLS23	-	-	114 (30)	472 to 498	18,6 to 19,6	1486 (58,5)				1000
DHLS15	DHLS25	-	-	200 to 208 (55)	566 to 589	22,3 to 23,2	1778 (70,0)				1200
DPCS10	DPCS20	DPCH10	DPCH20	13 to 26 (3,5 to 7)	282 to 307	11,1 to 12,1	889 (35,0)	Poly	Up to 71°C (160°F)	0,19 W/cm <sup>2</sup> (1,25 W/in <sup>2</sup> )	150
DPCS11	DPCS21	DPCH11	DPCH21	57 to 61 (15 to 16)	355 to 381	14,0 to 15,0	1118 (44,0)				208
DPCS13	DPCS23	DPCH13	DPCH23	114 (30)	472 to 498	18,6 to 19,6	1486 (58,5)				250
DPCS15	DPCS25	DPCH15	DPCH25	200 - 208 (55)	566 to 589	22,3 to 23,2	1778 (70,0)				300

**CSA and cURus Approved Design:** 120 and 240 volts include bare wire leads



Heavy Duty		Extra Heavy Duty		Drum Size l (gal)	Drum Diameter mm	Drum Diameter in	Heater Length mm (in)	Drum Type	Adjustable Thermostat Range	Watt Density	Watts
Part No. 120 VAC	Part No. 240 VAC	Part No. 120 VAC	Part No. 240 VAC								
DHCS10A	DHCS20A	DHCH10A	DHCH20A	13 to 26 (3,5 to 7)	282 to 307	11,1 to 12,1	889 (35,0)	Metal	Up to 218°C (425°F)	0,78 W/cm <sup>2</sup> (5,0 W/in <sup>2</sup> )	550
DHCS11A	DHCS21A	DHCH11A	DHCH21A	57 to 61 (15 to 16)	355 to 381	14,0 to 15,0	1118 (44,0)				700
DHCS13A	DHCS23A	DHCH13A	DHCH23A	114 (30)	472 to 498	18,6 to 19,6	1486 (58,5)				1000
DHCS15A	DHCS25A	DHCH15A	DHCH25A	200 - 208 (55)	566 to 589	22,3 to 23,2	1778 (70,0)				1200
DHLS10A	DHLS20A	-	-	13 to 26 (3,5 to 7)	282 to 307	11,1 to 12,1	889 (35,0)	Metal	Up to 71°C (160°F)	0,78 W/cm <sup>2</sup> (5,0 W/in <sup>2</sup> )	550
DHLS11A	DHLS21A	-	-	57 to 61 (15 to 16)	355 to 381	14,0 to 15,0	1118 (44,0)				700
DHLS13A	DHLS23A	-	-	114 (30)	472 to 498	18,6 to 19,6	1486 (58,5)				1000
DHLS15A	DHLS25A	-	-	200 to 208 (55)	566 to 589	22,3 to 23,2	1778 (70,0)				1200
DPCS10A	DPCS20A	DPCH10A	DPCH20A	13 to 26 (3,5 to 7)	282 to 307	11,1 to 12,1	889 (35,0)	Poly	Up to 71°C (160°F)	0,19 W/cm <sup>2</sup> (1,25 W/in <sup>2</sup> )	150
DPCS11A	DPCS21A	DPCH11A	DPCH21A	57 to 61 (15 to 16)	355 to 381	14,0 to 15,0	1118 (44,0)				208
DPCS13A	DPCS23A	DPCH13A	DPCH23A	114 (30)	472 to 498	18,6 to 19,6	1486 (58,5)				250
DPCS15A	DPCS25A	DPCH15A	DPCH25A	200 - 208 (55)	566 to 589	22,3 to 23,2	1778 (70,0)				300

**Want a drum heater without controlling thermostat?** Replace “C” with “N” in above part numbers. External control is required with this option

### Accessories

Part No.	Description
10180	Replacement spring for BriskHeat® Silicone Rubber Drum Heaters



## SILICONE RUBBER DRUM/PAIL WARMERS

### Features & Benefits

- ▶ Preset 29°C (85°F) built-in thermostat
- ▶ Designed for metal and poly drums/pails
- ▶ Moisture and chemical resistant — IP54 rated
- ▶ 1,8 m (6 ft) long power cord with NEMA 5-15P plug
- ▶ Temperature ideal for freeze protection and viscosity control — Maintains temperature between 19°C to 29°C (67°F and 85°F)
- ▶ Safe for both metal and poly drums
- ▶ Suitable for outdoor use
- ▶ Easy-to-use — simple plug-and-play design
- ▶ Rugged — provides long service life and can be used in a wide variety of environments

### Specifications

**Heater Width:** 102 mm (4 in)

**Voltage:** 120 VAC (other voltages available upon request)

**Exposure Temperature:** -51°C to 232°C (-60°F to 450°F)

**Dielectric Strength:** Over 2000 volts

**Attachment Type:** Expandable spring closure — expands up to 76 mm (3 in)

**Silicone Rubber Density:** 1560 g/m<sup>2</sup> (46,0 oz/yd<sup>2</sup>)

**Power Cord:** 1,8 m (6 ft) long with standard 120 VAC: 3-prong grounded plug (NEMA 5-15P)

**IP Rating:** IP54

**With  
Preset  
Thermostat**



**Moisture  
& Chemical  
Resistant**



**Plug & Play**



When ordered with bare wire leads



### Ordering Information

Part No. 120 VAC	Drum Size l (gal)	Drum Diameter mm	Drum Diameter in	Heater Length mm (in)	Drum Type	Pre-set Thermostat	Watt Density	Watts
DHCS10R	3,5 to 7 (13 to 26)	282 to 307	11,1 to 12,1	889 (35,0)				550
DHCS11R	15 to 16 (57 to 61)	355 to 381	14,0 to 15,0	1118 (44,0)	Metal or	29°C	0,78 W/cm <sup>2</sup>	700
DHCS13R	30 (114)	472 to 498	18,6 to 19,6	1486 (58,5)	Poly	(85°F)	(5,0 W/in <sup>2</sup> )	1000
DHCS15R	55 (200 - 208)	566 to 589	22,3 to 23,2	1778 (70,0)				1200

For 240 VAC models, contact BriskHeat for assistance

### Accessories:

Part No.	Description
10180	Replacement spring for BriskHeat® Silicone Rubber Drum Heaters

**Heaters should always be placed below fill level of container.**

## SILICONE RUBBER DRUM/PAIL HEATERS

### Features & Benefits

- ▶ Economical 91 mm (3,6 in) wide drum heater
- ▶ Adjustable thermostat — Temperatures up to 218 °C (425 °F)
- ▶ Designed for metal drums and pails
- ▶ Moisture and chemical resistant — IP 54 rated
- ▶ 1,8 m (6 ft) long power cord with choice of plug or leads

### Specifications

**Heater Width:** 91 mm (3,6 in)

**Voltage Options:** 120 VAC or 240 VAC

**Exposure Temperature:** -51 °C to 232 °C (-60 °F to 450 °F)

**Dielectric Strength:** Over 2000 volts

**Attachment Type:** Expandable spring closure — expands up to 76 mm (3 in)

**Silicone Rubber Density:** 1560 g/m<sup>2</sup> (46,0 oz/yd<sup>2</sup>)

**Power Cord:** 1,8 m (6 ft) long with  
120 VAC: 3-prong grounded plug (NEMA 5-15P)  
240 VAC: bare wire leads

**IP Rating:** IP54

**ECONOMICAL  
CHOICE**



**Moisture  
& Chemical  
Resistant**



**Plug & Play**



When ordered with  
bare wire leads



Up to 200 °C  
(392 °F)

NOTE: If precise temperature control is required for your application, please contact BriskHeat or your local distributor for application assistance and product solutions.

### Ordering Information

Part No.		Drum Size l (gal)	Drum Diameter mm	Drum Diameter in	Heater Length mm (in)	Drum Type	Watts
120 VAC	240 VAC						
<b>ECON05-1</b>	<b>ECON05-2</b>	13 to 26 (3,5 to 7)	282 to 307	11,1 to 12,1	889 (35,0)	Metal	300
<b>ECON015-1</b>	<b>ECON015-2</b>	57 to 61 (15 to 16)	355 to 381	14,0 to 15,0	1118 (44,0)	Metal	500
<b>ECON030-1</b>	<b>ECON030-2</b>	114 (30)	472 to 498	18,6 to 19,6	1486 (58,5)	Metal	750
<b>ECON055-1</b>	<b>ECON055-2</b>	200 to 208 (55)	566 to 589	22,3 to 23,2	1778 (70,0)	Metal	1100

### Accessories

Part No.	Description	
<b>10180</b>	Replacement spring for BriskHeat® Silicone Rubber Drum Heaters	

## HAZARDOUS-AREA RATED SILICONE RUBBER DRUM HEATER

### Features & Benefits

- ▶ FM Approved for Class I & II, Division 2 environments
- ▶ High-limit thermostat designed to keep heater below NEC Article 500 T-rating
- ▶ Dual setpoint NEMA 7 temperature controller connected to a high temperature limit indicator light
- ▶ Extra-wide 203 mm (8 in) surface coverage
- ▶ Moisture and chemical resistant — IP54 rated
- ▶ Grounded for your safety — meets NEC 427.23
- ▶ 1,8 m (6 ft) long power cord with explosion proof plug
- ▶ Intrinsically safe — Able to be used in hazardous environments
- ▶ Easy-to-use — simple plug-and-play design
- ▶ Rugged — provides long service life

### Specifications

**Heater Width:** 203 mm (8 in)

**Power Density:** 0,39 W/cm<sup>2</sup> (2,50 W/in<sup>2</sup>)

**Voltage Options:** 120 VAC or 240 VAC

**High Limit Thermostat:**

- T3 model: 144 °C (292 °F)
- T4A model: 70 °C (158 °F)

**Exposure Temperature:** -51 °C to 204 °C (-60 °F to 400 °F)

**Dielectric Strength:** Over 2000 volts

**Attachment Type:** Expandable spring closures — expands up to 76 mm (3 in)

**Outer Construction:** Heating element is laminated between two layers of 23 mil and two layers of 27 mil reinforced silicone rubber

**Silicone Rubber Density:** 3526 g/m<sup>2</sup> (104 oz/yd<sup>2</sup>)

**Power Cord:**

- 1,8 m (6 ft) long for models with NEMA 7 controller (DHCX)
- 0,3 m (1 ft) long for models without controller (DHNX)

**IP Rating:** IP54

\*Group A approval valid only with drum heater without NEMA 7 temperature controller (DHNX series)



Class I Division 2 Groups A\*, B, C, and D  
Class II Division 2, Groups F and G



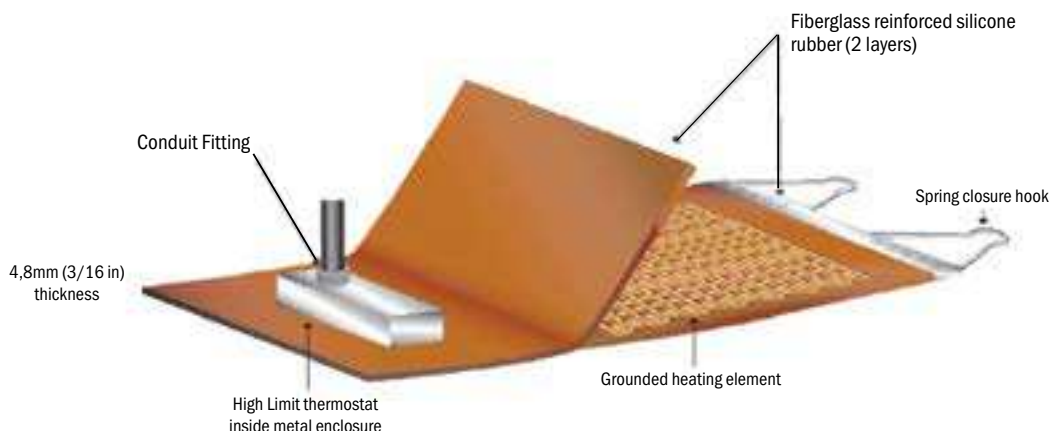
**Moisture & Chemical Resistant**



**DHCX — Includes NEMA 7 Controller and High Temperature Limit Indicator Light**



**HAZARDOUS-AREA RATED SILICONE RUBBER DRUM HEATER**



**Ordering Information**

**DHCX Series:** With NEMA 7 controller and pilot light indicator. Includes 1,8 m (6 ft) long power cord with an explosion proof NEMA 5-15P (120 VAC) or NEMA 6-15P plug (240 VAC)

Part No.		Size l (gal)	Diameter mm (in)	Total Wattage	Length mm (in)	Width mm (in)	T-Rating	High Limit Thermostat Temperature °C (°F)
120 VAC NEMA 5-15P plug	240 VAC bare wire leads							
DHCX131000T3	DHCX231000T3	114 (30)	473 (18,6)	1000	1486 (58,5)	203 (8)	T3	144 (292)
DHCX131000T4A	DHCX231000T4A						T4A	70 (158)
DHCX151300T3	DHCX251300T3	208 (55)	566 (22,3)	1300	1778 (70,0)	203 (8)	T3	144 (292)
DHCX151300T4A	DHCX251300T4A						T4A	70 (158)

**DHNX Series:** Without NEMA 7 controller and pilot indicator light. Includes 0,3 m (1 ft) long power lead exiting out of conduit fitting. External control is required with this option

Part No.		Size l (gal)	Diameter mm (in)	Total Wattage	Length mm (in)	Width mm (in)	T-Rating	High Limit Thermostat Temperature °C (°F)
120 VAC	240 VAC							
DHNX131000T3	DHNX231000T3	114 (30)	473 (18,6)	1000	1486 (58,5)	203 (8)	T3	144 (292)
DHNX131000T4A	DHNX231000T4A						T4A	70 (158)
DHNX151300T3	DHNX251300T3	208 (55)	566 (22,3)	1300	1778 (70,0)	203 (8)	T3	144 (292)
DHNX151300T4A	DHNX251300T4A						T4A	70 (158)

“ We partnered with BriskHeat when we were still in our R&D phase. Using their knowledge, advice, and equipment, we’ve gone from a pilot operation to a fledgling manufacturing plant. We continue to add more of their silicone blankets and drum heaters as part of our expansion. ”

~ S Whalley  
Arcitell

## GENERAL-PURPOSE FULL-COVERAGE DRUM/PAIL HEATERS & INSULATORS

- ▶ Insulated to maximize energy efficiency and reduce heat-up time
- ▶ Heater has easy-to-program digital controller — Adjustable up to 71°C or 232°C (160°F or 450°F)
- ▶ Grounded for your safety — meets NEC 427.23
- ▶ Ideal for use in indoor/dry environments — IP4X
- ▶ 1, 8 m (6 ft) long power cord with choice of plug or leads
- ▶ Even heat distribution and maximum energy efficiency
- ▶ Easy-to-use — simple plug-and-play design
- ▶ Display is mounted on top of controller box for increased visibility and user convenience
- ▶ Reusable and rugged — long service life
- ▶ Safe — heater has unique 360° grounded heating element and cool-touch surface for your safety
- ▶ Ideal for a wide range of poly and metal drum/pail heating applications including viscosity control, freeze protection, temperature maintenance, melting of solids, and thermal mixing



Plug & Play



Fully Insulated and Digital Control



Single-Zone Model — Good general-purpose choice



Dual-Zone Model — Quickly melt viscous materials like molasses, syrups, etc.



Insulator Only Model — Pairs nicely with BriskHeat® silicone rubber or immersion drum heaters

## GENERAL-PURPOSE FULL-COVERAGE DRUM/PAIL HEATERS & INSULATORS

### Specifications

**Outer Material:** Silicone impregnated cloth

**Insulation:** 25 mm (1,0 in) thick fiberglass

**Closure Method:** Hook and loop fasteners

**Maximum Exposure Temperature:** 260°C (500°F)

**IP Rating:**

Heater models: IP4X | Insulator model: IP20

### Heater Specifications

**Operating Temperature:**

- 10° to 232°C (50° to 450°F) for Metal Drums
- 10° to 71°C (50° to 160°F) for Poly Drums

**Digital Control:** On/off controller. Display is either °C or °F depending on model

**Heated Area:**

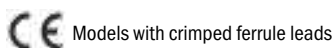
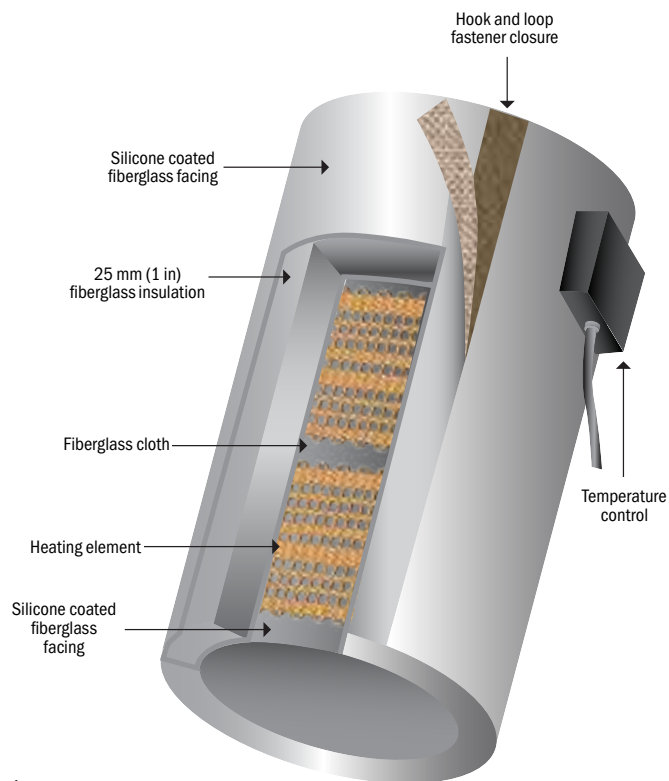
- 208 and 114 Liter size (55 and 30 gallon): Lower two thirds
- 61 and 19 Liter size (15 and 5 gallon): Lower third

**Heating Element:** 360° grounded heating element for your safety

**Dielectric Strength:** Over 2000 volts

**Power Cord:** 1,8 m (6 ft) long

- 120 VAC: 3-prong grounded plug (NEMA 5-15P)
- 240 VAC: 3-prong grounded plug (NEMA 6-15P) or crimped ferrule leads



### Wide Range of Sizes



208 l (55 gal)



114 l (30 gal)



61 l (16 gal)



19 l (5 gal)

Custom Sizes and Designs Available: Contact BriskHeat® or your local distributor for more information.

800-848-7673 | 614-294-3376 | BriskHeat.com | bhtsales1@briskheat.com

## GENERAL-PURPOSE FULL-COVERAGE DRUM/PAIL HEATERS & INSULATORS

### Ordering Information

#### Single Zone (FGDH Series) - For Metal Drums

Part No.		240 VAC with °C display and crimped ferrule leads	Insulator-only	Size l (gal)	Diameter mm (in)	Height mm (in)	Number of Zones	Total Wattage
120 VAC with °F display and NEMA 5-15P plug	240 VAC with °F display and NEMA 6-15P plug							
FGDHC55120DV	FGDHC55240DV	FGDHC55240DCV	FGDI55V	208 (55)	566 (22,3)	924 (36,4)	1	1600
FGDHC30120D	FGDHC30240D	FGDHC30240DC	FGDI30	114 (30)	473 (18,6)	749 (29,5)	1	1160
FGDHC15120D	FGDHC15240D	FGDHC15240DC	FGDI15	61 (16)	355 (14,0)	678 (26,7)	1	870
FGDHC5120D	FGDHC5240D	FGDHC5240DC	-	19 (5)	282 (11,1)	343 (13,5)	1	550

#### Single Zone (FGDH Series) - For Poly Drums

Part No.		240 VAC with °C display and crimped ferrule leads	Insulator-only	Size l (gal)	Diameter mm (in)	Height mm (in)	Number of Zones	Total Wattage
120 VAC with °F display and NEMA 5-15P plug	240 VAC with °F display and NEMA 6-15P plug							
FGPDHC55120DV	FGPDHC55240DV	FGPDHC55240DCV	FGDI55V	208 (55)	566 (22,3)	924 (36,4)	1	770
FGPDHC30120D	-	-	FGDI30	114 (30)	473 (18,6)	749 (29,5)	1	553

#### Dual Zone (FGDDC Series) - For Metal Drums

Designed to quickly melt viscous materials like molasses, syrups, etc.

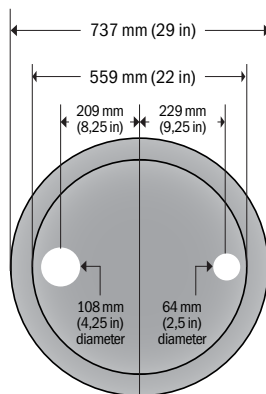
Part No.		Size l (gal)	Diameter mm (in)	Height mm (in)	Number of Zones	Total Wattage
240 VAC with °F display and NEMA 6-15P plug	240 VAC with °C display and crimped ferrule leads					
FGDDC55240DV	FGDDC55240DCV	208 (55)	566 (22,3)	924 (36,4)	2	3200 (1600 per zone)

#### Accessories:

Part No.	Description
FGDC55V	Drum Insulation Cover for 208 l (55 gal)
FGDHSTRIPV	152 mm (6 in) wide strip that expands heater to fit up to a 615 mm (24,2 in) diameter drum. Strip is necessary for heater to fit around drums with removable lids.



**FGDC55V Drum Covers** — Helps reduce heat loss and speed up heat-up time



**FGDHSTRIPV Expansion Strip** — Expands heater to fit up to 615 mm (24,2 in) diameter drums

Custom Sizes and Designs Available: Contact BriskHeat® or your local distributor for more information.

## WET-AREA FULL-COVERAGE DRUM/PAIL HEATERS & INSULATORS

**NEW!**

### Features & Benefits

- ▶ Extra-durable, water resistant design for indoor/outdoor use and in wash-down environments — IP54
- ▶ Insulated, full-coverage design
- ▶ Heater has easy-to-program digital controller: Adjustable up to 60°C (140°F)
- ▶ Lightweight and easy to install with adjustable buckles
- ▶ Suitable for both metal and plastic drums/pails
- ▶ Ideal for a wide range of environments including outdoor and wash-down locations
- ▶ Even heat distribution and maximum energy efficiency
- ▶ Easy-to-use — simple plug-and-play design
- ▶ Reusable and rugged — long service life
- ▶ Safe — heater has unique 360° grounded heating element and cool-touch surface for your safety



Insulator — Pairs nicely with BriskHeat® silicone rubber drum heaters



Moisture  
& Chemical  
Resistant



Plug & Play



Heater — All-in-one, plug-and-play solution



Easy-to-program digital controller



Adjustable nylon straps with buckles

## WET-AREA FULL-COVERAGE DRUM/PAIL HEATERS & INSULATORS

### Specifications

- Outer Material:** Extra-durable polyester cloth
- Insulation:** 13 mm (0,5 in) thick closed-cell melamine
- Closure Method:** Adjustable straps with buckles
- Maximum Exposure Temperature:** 82°C (180°F)
- IP Rating:** IP54

### Heater Specifications

- Operating Temperature:** Up to 60°C (140°F)
- Digital Control:** Programmable in °C and °F
- Built-in High-Limit Safety Thermostat:** 85°C (185°F)
- Heating Element:** 360° grounded heating element for your safety
- Dielectric Strength:** Over 2000 volts
- Power Cord:** 1, 8 m (6 ft) long
  - 120 VAC: 3-prong grounded plug (NEMA 5-15P)
  - 240 VAC: 3-prong grounded plug (NEMA 6-15P)



Heater  
(FGDHW series)



Insulator  
(FGDIW series)

### Heated Area:

- 208 and 114 liter size (55 and 30-gallon): Lower two thirds
- 61 and 19 liter size (15 and 5-gallon): Lower third



Certified to UL safety standards  
Approval is for heater

### Ordering Information

#### Heaters

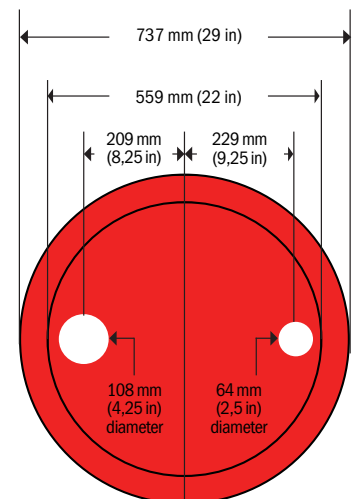
Part No. 120 VAC	Part No. 240 VAC	Size l (gal)	Minimum Diameter mm (in)	Maximum Diameter mm (in)	Height mm (in)	Total Watts	Weight kg (lbs)
FGPDHWC5120DV	FGPDHWC5240DV	19 (5)	274 (10,8)	315 (12,4)	343 (13,5)	165	2,4 (6)
FGPDHWC15120DV	FGPDHWC15240DV	57 to 61 (15 to 16)	363 (14,3)	404 (15,9)	678 (26,7)	210	3,3 (8)
FGPDHWC30120DV	FGPDHWC30240DV	114 (30)	478 (18,8)	516 (20,3)	749 (29,5)	300	4,2 (10)
FGPDHWC55120DV	FGPDHWC55240DV	208 (55)	564 (22,2)	615 (24,2)	924 (36,4)	600	5,6 (13)

#### Insulators

Part No.	Size l (gal)	Minimum Diameter mm (in)	Maximum Diameter mm (in)	Height mm (in)	Weight kg (lbs)
FGDIW5V	19 (5)	249 (9,8)	297 (11,7)	343 (13,5)	1,4 (3)
FGDIW15V	57 to 61 (15 to 16)	323 (12,7)	371 (14,6)	678 (26,7)	2,3 (5)
FGDIW30V	114 (30)	444 (17,5)	493 (19,4)	749 (29,5)	3,2 (7)
FGDIW55V	200 - 208 (55)	536 (21,1)	582 (22,9)	924 (36,4)	4,5 (10)



208 liters (55-gallon)  
insulator cover



#### Accessories

Part No.	Description	Diameter
FGDWC55V	Insulating cover; 208 liters (55 gallon)	559 to 737mm (22 to 29 in)

## DRUM IMMERSION HEATERS

### Features & Benefits

- ▶ Can be used on poly or metal drums
- ▶ Maximum thermal efficiency – faster heat-up rate compared to standard full-coverage heaters\*
- ▶ Easy installation – screws directly into top of drum
- ▶ Grounded for safety
- ▶ Food-safe construction
- ▶ Ideal for non-acidic materials

### Specifications

**Voltage:** 120 or 240 VAC

**Wattage:** 1000

**Flange Connection Type:** 51 mm (2 in) NPS bushing

**Immersion Length:** 813 mm (32 in) with bottom  
305 mm (12 in) heated

**Temperature Range:** Up to 75°C (167°F)

**Temperature Display:** 3-digit 11,1 mm (0,4 in) high LED

**Heater Construction:** Incoloy 840

**Environmental Operating Range:** 5 to 50°C (41 to 122°F)

**Controller Ingress Protection Rating:** IP55

**Accuracy:** 0.1°C (0.2°F)

**Alarm:** High-limit visual at 82°C (180°F)

**Power Cord:** 3 m (10 ft) long

– 120V includes standard 3-prong plug (NEMA 5-15)

– 240V includes bare wire leads



**Assembly is made with a heating element that is a UL Recognized Component (US and Canada)**


**NOTE:** The heating tubes should be fully submerged. This should not be used with most acidic or caustic liquids. Please refer to the ATI 840 data sheet and chemical compatibility to determine suitability.

\*When paired with insulator

### Ordering Information

Part No.	Voltage	Temperature Display Units	Wattage	Drum Size l (gal)	Drum Diameter mm (in)	Drum Height mm (in)
DHI120	120	°F	1000	208 (55)	57 (22)	914 (36)
DHI240	240	°F	1000	208 (55)	57 (22)	914 (36)
DHI240C	240	°C	1000	208 (55)	57 (22)	914 (36)

Other sizes and styles of immersion heaters are available upon request.



Plug & Play



Screws directly on top of drum for an easy installation



Get *even faster heat-ups* when used with a BriskHeat® Wet-area Drum Heaters & Insulators.

See options starting on page 131.

## ATEX FULL-COVERAGE DRUM HEATER

### Features & Benefits

- ▶ ATEX approved
- ▶ Fully insulated design maximizes efficiency
- ▶ Temperatures up to 200 °C (392 °F)
- ▶ Robust construction for indoor or outdoor use — IP65
- ▶ Grounded for increased safety
- ▶ 2 built-in PT100 RTD sensors for monitoring process temperature and high limit temperature

**NEW!**



**Moisture Resistant**

### Specifications

**Nominal Voltage:** 230 VAC

#### Operating Temperatures:

- Steel drums: -40 °C to 200 °C (-40 °F to 392 °F)
- Plastic drums: -40 °C to 70 °C (-40 °F to 158 °F)

**Ambient Temperature Range:** -40 °C to 60 °C (-40 °F to 140 °F)

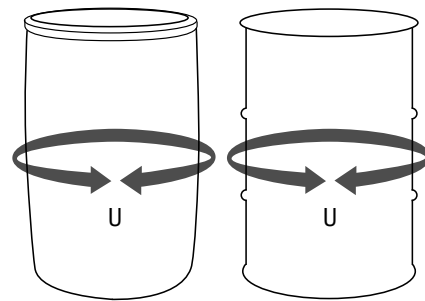
**Temperature Class:** T6, T5, T4, T3 (depending on temperature control limiter setpoint)

**Zones:** 1/2 (gas); 21/22 (dust)


**Sensor:** 2 standard 3-wire PT100 RTD sensors


**Power Cord:** 3 m (10 ft) long with crimped ferrule terminated leads

**IP Rating:** IP65



### Explosion protection marking

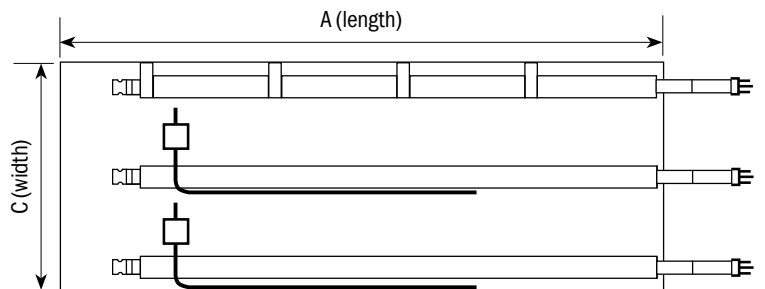
Gas  II 2G Ex e mb IIC T3 Gb

Dust  II 2D Ex e mb IIIC T120 °C Db

-40 °C ≤ Ta ≤ +60 °C (ambient temperature)

### EC-type examination certificate

TPS 11 ATEX 29587 011 X



### Ordering Information

Part No. 230 VAC	Capacity l (gal)	Wattage	A Length mm (in)	U Circumference mm (in)	C Width mm (in)
<b>WEXHD200-230ZE800-0210BHT3</b>	200-220 (55)	1200	2100 (82,7)	1800-2100 (70,9 - 82,7)	800 (31,5)



An ATEX certified temperature controller is required for use with this product

**Part No.: WEXRBL25-230ZESBH**

See page 171 for details

**Custom Sizes and Designs Available: Contact BriskHeat® or your local distributor for more information.**



## GENERAL-PURPOSE WRAPAROUND TOTE TANK/IBC HEATERS & INSULATORS

### Features & Benefits

- ▶ Insulated, full-coverage design
- ▶ Adjustable thermostat control — Up to 71 °C (160 °F)
- ▶ Two separate heat zones allow users to adjust heater output as content levels decrease
- ▶ Built-in high limit safety thermostat set at 91 °C (195 °F)
- ▶ Adjustable buckles allow heater to fit several sizes of caged, plastic, and metal tote tanks/IBCs
- ▶ 1,8 m (6 ft) long power cord with choice of plug or crimped ferrule leads
- ▶ Wrap-around blanket design allows you to heat a tote tank/IBC from the outside
- ▶ Even heat distribution and maximum energy efficiency
- ▶ Does not contaminate or scorch your product
- ▶ Easy-to-use — simple plug-and-play design
- ▶ Reusable and rugged — long service life
- ▶ Safe — heater has unique 360° grounded heating element and cool-touch surface for your safety



Image above shown with optional top cover (sold separately)

### Specifications

**Outer Material:** Silicone impregnated cloth

**Insulation:** 6 mm (0,25 in) thick fiberglass

**Height:** 914 mm (36 in), 1067 mm (42 in), or 1220 mm (48 in)

**Circumference:** Fits any vessel from 4064 mm (160 in) to 4877 mm (192 in)

**Closure Method:** Adjustable nylon straps with buckles (two across the top and three around the tank)

**Voltage Options:** 120 or 240 VAC

**Operating Temperature:** Adjustable up to 71 °C (160 °F)

**Maximum Exposure Temperature:** 260 °C (500 °F)

**Built-in High-Limit Safety Thermostat:** Manual reset 91 °C (195 °F)

**Heating Element:** 360° grounded heating element for your safety

**Dielectric Strength:** Over 2000 volts

**Power Cord:** 1,8 m (6 ft) long

– 120 VAC: 3-prong grounded plug (NEMA 5-15P)

– 240 VAC: Choice of 3-prong grounded plug (NEMA 6-15P) or crimped ferrule leads

**IP Rating:** IP2X



**Plug & Play**




**Controls temperature easily with adjustable thermostats**



**Fits several tote tank sizes with adjustable nylon straps and buckles**



**Mouse hole provides easy access to spigot**

 (when ordered with crimped ferrule lead option)




## GENERAL-PURPOSE WRAPAROUND TOTE TANK/IBC HEATERS & INSULATORS

### How to Measure Your Tote Tank/IBC

1. Measure the height of the tote tank /IBC (Not including the pallet or support stand).
2. Measure the length and width of the tank. This determines the tank perimeter for the heated area.

$$\frac{\text{Tank Length}}{\quad} \times 2 + \frac{\text{Tank Width}}{\quad} \times 2 = \frac{\text{Tank Perimeter}}{\quad}$$

Note: If tank perimeter measurement is below 4064 mm (160 in) or above 4877 mm (192 in), contact factory for heater recommendation.



### Ordering Information

Part No. 120 VAC with NEMA 5-15P plug	Part No. 240 VAC with NEMA 6-15P plug	Part No. 240 VAC with crimped ferrule leads	Height mm (in)	Capacity l (gal)	Tank Perimeter Minimum mm (in)	Tank Perimeter Maximum mm (in)	Weight kg (lbs)	Total Wattage
TOTE361-ADJV	TOTE362-ADJV	TOTE362-ADJ-CVE	914 (36)	640 - 950 (175 - 250)	4060 (160)	4880 (192)	15 (34)	1440
TOTE421-ADJV	TOTE422-ADJV	TOTE422-ADJV-CVE	1067 (42)	1000 (275)	4060 (160)	4880 (192)	18 (40)	1440
TOTE481-ADJV	TOTE482-ADJV	TOTE482-ADJV-CVE	1220 (48)	1250 (330)	4060 (160)	4880 (192)	21 (46)	1440

### Accessories

Part No.	Description
TOTE-TOPV	Insulated top cover, minimizes heat loss

Dimensions of top cover: 1016 x 1016 mm (40 x 40 in) with 102 mm (4 in) wide flaps. Flaps expand maximum dimensions to 1219 x 1219 mm (48 x 48 in)

Insulation thickness of top cover: 6 mm (0,25 in)



Optional Insulating Cover

Custom Sizes and Designs Available: Contact BriskHeat® or your local distributor for more information.

### EASY WAYS TO ORDER

1. Contact your local distributor. Check BriskHeat.com to locate a local distributor.
2. Call BriskHeat® at 800-848-7673 or 614-294-3376. We have a staff of application specialists to solve your unique needs.
3. Order online at BriskHeat.com - 24/7.

### PAYMENT TERMS

#### Credit Card Options



#### Net 30 Option

Net 30 Terms are available to qualified companies. Please contact your Account Manager for additional details.

## WET-AREA WRAPAROUND TOTE TANK/IBC HEATERS & INSULATORS

### Features & Benefits

- ▶ Extra-durable, water resistant design for outdoor/indoor use and in wash-down environments
- ▶ Insulated, full-coverage design
- ▶ Heater has easy-to-program digital controller: Adjustable up to 60° C (140° F)
- ▶ Lightweight and easy-to-install with adjustable buckles
- ▶ Suitable for both metal and plastic IBC/tote tanks
- ▶ Ideal for a wide range of environments including outdoor and wash-down locations
- ▶ Even heat distribution and maximum energy efficiency
- ▶ Does not contaminate or scorch your product
- ▶ Easy-to-use — simple plug-and-play design
- ▶ Reusable and rugged — long service life
- ▶ Safe — heater has unique 360° grounded heating element and cool-touch surface for your safety

**NEW!**



All-in-one heater with plug-and-play solution  
Image above shown with optional top cover (sold separately)



Insulator — Pairs nicely with BriskHeat® Tote Tank/IBC Immersion Heater. See page 139 for details.

Image above shown with optional top cover (sold separately)



Plug & Play



Moisture Resistant



Easy-to-program digital controller



Adjustable nylon straps with buckles

## WET-AREA WRAPAROUND TOTE TANK/IBC HEATERS & INSULATORS

### Specifications

- Outer Material:** Extra-durable polyester cloth
- Insulation:** 13 mm (0,5 in) thick closed-cell melamine
- Closure Method:** Adjustable straps with buckles
- Maximum Exposure Temperature:** 82 °C (180 °F)
- Height:** 914 mm (36 in), 1067 mm (42 in), or 1220 mm (48 in)
- Circumference:** Fits any vessel from 4064 mm (160 in) to 4877 mm (192 in)
- IP Rating:** IP54

### Additional specifications for heater

- Operating Temperature:** Up to 60 °C (140 °F)
- Digital Control:** Programmable in °C and °F
- Built-in High-Limit Safety Thermostat:** 85 °C (185 °F)
- Heating Element:** 360° grounded heating element for your safety
- Dielectric Strength:** Over 2000 volts
- Power Cord:** 1,8 m (6 ft) long
- 120 VAC: 3-prong grounded plug (NEMA 5-15P)
- 240 VAC: 3-prong grounded plug (NEMA 6-15P)



Heater  
(TOTEW series)

Insulator  
(TOTEWI series)



Optional Insulating Cover



Certified to UL safety standards  
Approval is for heater

### Ordering Information

#### Heaters

Part No. 120VAC	Part No. 240VAC	Height mm (in)	Capacity l (gal)	Tank Perimeter Minimum mm (in)	Tank Perimeter Maximum mm (in)	Weight kg (lbs)	Total Wattage
TOTEW361-ADJV	TOTEW362-ADJV	914 (36)	640 - 950 (175 - 250)	4060 (160)	4880 (192)	9 (19)	1440
TOTEW421-ADJV	TOTEW422-ADJV	1067 (42)	1000 (275)	4060 (160)	4880 (192)	10 (23)	1440
TOTEW481-ADJV	TOTEW482-ADJV	1220 (48)	1250 (330)	4060 (160)	4880 (192)	12 (26)	1440

#### Insulators

Part No.	Height mm (in)	Capacity l (gal)	Tank Perimeter Minimum mm (in)	Tank Perimeter Maximum mm (in)	Weight kg (lbs)
TOTEW36IV	914 (36)	640 - 950 (175 - 250)	4060 (160)	4880 (192)	16 (7)
TOTEW42IV	1067 (42)	1000 (275)	4060 (160)	4880 (192)	20 (9)
TOTEW48IV	1220 (48)	1250 (330)	4060 (160)	4880 (192)	23 (11)

#### Accessories

Description	Part No.
Optional insulated top cover	TOTEW-TOPV

Dimensions of top cover: 1016 x 1016 mm (40 x 40 in) with 102 mm (4 in) wide flaps. Flaps expand maximum dimensions to 1219 x 1219 mm (48 x 48 in)

Insulation thickness of top cover: 6 mm (0,25 in)

## TOTE TANK/IBC IMMERSION HEATERS

### Features & Benefits

- ▶ Maximum thermal efficiency — twice the heat-up rate compared to standard wrap-around heaters\*
- ▶ Easy installation/universal fit — screws directly into top of tank
- ▶ Adjustable control
- ▶ Grounded for safety
- ▶ Ideal for non-acidic materials



Plug & Play

### Specifications

**Voltage:** 120 or 240 VAC

**Wattage:** 1500

**Flange Connection Type:** 51 mm (2 in) NPS bushing adapter included

**Immersion Length:** 864 mm (34 in) with bottom 457 mm (18 in) heated

**Temperature Range:** Up to 75°C (167°F)

**Temperature Display:** 3-digit digital

**Heater Construction:** Incoloy 840

**Environmental Operating Range:** 5 to 50°C (41 to 122°F)

**Controller IP Rating:** IP55

**Accuracy:** 0,1°C (0,2°F)

**Alarm:** High-limit visual at 82°C (180°F)

**Power Cord:** 3 m (10 ft) long

- 120V includes standard 3-prong plug (NEMA 5-15)

- 240V includes bare wire leads

**Caution:** The heating element should be fully submerged and should not be used with highly-concentrated acids

\*When paired with insulator

### Ordering Information


Part No.	Voltage	Temperature Display Units	Wattage	Length mm (in)
TTI120	120	°F	1500	864 (34)
TTI240	240	°F	1500	864 (34)
TTI240C	240	°C	1500	864 (34)

Other sizes and styles of immersion heaters are available upon request.

Get even faster heat-ups when used with a BriskHeat® Wet-area IBC Heaters & Insulators.

See options starting on page 137.

**NEW!**



864 mm (34 in)



Screws directly onto top of tank – cap adapter provides a universal fit and easy installation

**NEW!**



## ATEX WRAPAROUND TOTE TANK/IBC HEATERS

**NEW!**

### Features & Benefits

- ▶ ATEX approved
- ▶ Fully insulated design maximizes efficiency
- ▶ Temperatures up to 200 °C (392 °F)
- ▶ Robust construction for indoor or outdoor use — IP65
- ▶ Grounded for increased safety
- ▶ 2 built-in PT100 RTD sensors for monitoring process temperature and high-limit temperature



**Moisture Resistant**

\*Shown with optional cover

### Specifications

**Nominal Voltage:** 230 VAC

#### Operating Temperatures:

- Steel IBC: -40°C to 200°C (-40°F to 392°F)
- Plastic IBC: -40°C to 70°C (-40°F to 158°F)

**Ambient Temperature Range:** -40°C to 60°C (-40°F to 140°F)

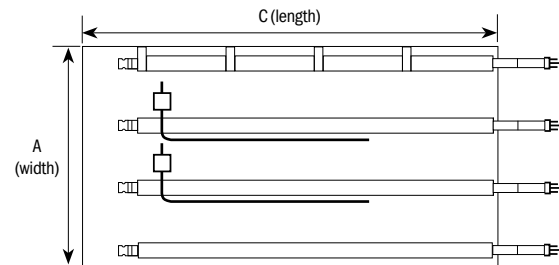
**Temperature Class:** T6, T5, T4, T3 (depending on temperature control limiter setpoint)

**Zones:** 1/2 (gas); 21/22 (dust)

**Sensor:** 2 standard 3-wire PT100 RTD sensors

**Power Cord:** 3 m (10 ft) long with crimped ferrule terminated leads

**IP Rating:** IP65



### Explosion protection marking

Gas II 2G Ex e mb IIC T3 Gb

Dust II 2D Ex e mb IIIC T120°C Db

-40°C ≤ Ta ≤ +60°C (ambient temperature)

### EC-type examination certificate

TPS 11 ATEX 29587 011 X

### Ordering Information

Part No. 230 VAC	Capacity l (gal)	Wattage	A Width mm (in)	C Total Length mm (in)	C Heated Length mm (in)
WEXHCIBC-230ZE100-0440XBT3	1000 (275)	2400	1000 (39,4)	4400 (173,2)	3900 (153,5)

### Accessories

Part No.	Description
WEXHIIBC	IBC tote tank cover minimizes heat loss and improves efficiency



An ATEX certified temperature controller is required for use with this product

**Part No.: WEXRBL25-230ZESBH**  
See page 171 for details

**Custom Sizes and Designs Available: Contact BriskHeat® or your local distributor for more information.**

## SILICONE RUBBER TOTE TANK/IBC HEATERS & CONTROL

### Features & Benefits

- ▶ Installs underneath plastic bladder for direct surface contact
- ▶ 813 x 914 mm (32 x 36 in) silicone rubber heater with 13 mm (0,5 in) thick foam insulation
- ▶ Moisture and chemical resistant
- ▶ Includes digital on/off temperature controller
- ▶ Type-K thermocouple sensor built into heater
- ▶ Quicker heat-up time due to heater having direct surface contact underneath the bladder
- ▶ Even heat distribution
- ▶ Does not contaminate or scorch your product
- ▶ Easy-to-use — simple plug-and-play design
- ▶ Reusable and rugged — long service life
- ▶ Safe — heater has unique 360° grounded heating element and cool-touch surface for your safety



**Moisture  
& Chemical  
Resistant**



**Plug & Play**

### Specifications

**Heater Construction:** Multi-stranded knit and braid heating element laminated between two extra-thick layers of 20 mil fiberglass reinforced silicone rubber

**Insulation:** 6 mm (0,25 in) thick silicone foam

**Voltage Options:** 120 or 240 VAC

**Operating Temperature:** -18 to 79 °C (0 °F to 175 °F)

**Maximum Exposure Temperature:** 82 °C (180 °F)

**Dielectric Strength:** Over 2000 volts

**Temperature Sensor:** Type-K thermocouple built into heater

**Heater Power Cord:** 1,8 m (6 ft) long with IP67 4-pin (NEMA 6P equivalent) plug

**Temperature Controller Power Cord:** 1,8 m (6 ft) long

- 120 VAC: 3-prong grounded plug (NEMA 5-15P)

- 240 VAC: 3-prong grounded plug (NEMA 6-15P)

**IP Rating:**

- Heater: IP56

- Controller: IP64



Includes an outdoor digital temperature controller. See page 170 for more details



Installs Underneath Bladder for Quick Heat-up Time

### Ordering Information

Part No.	Heater Size mm (in)	Volts	Watts	Part No. with °C controller	Part No. with °F controller	Heater Only*
TTH32361DK	813 x 914 (32 x 36)	120	1600	TTH32361DK-C	TTH32361DK	TTH32361D
TTH32362DK	813 x 914 (32 x 36)	240	3200	TTH32362DK-C	TTH32362DK	TTH32362D

\* External control is required with this option.

## GAS CYLINDER WARMERS

### Features & Benefits

- ▶ Full coverage warms entire body of gas cylinder
- ▶ Self-regulating heating element requires no additional temperature control
- ▶ Hazardous-area rated model available
- ▶ 3 m (10 ft) long power cord
- ▶ Improves process control and reduces wasted condensed gas by creating a convection current and increasing the pressure inside the cylinder
- ▶ SF6, Propane, Nitrogen, Oxygen, BCl3, WF6, and HF gases benefit from this process
- ▶ Even heat distribution and maximum energy efficiency
- ▶ Easy-to-use simple plug-and-play design
- ▶ Reusable and rugged with long service life
- ▶ Intrinsically safe — design can be used in hazardous environments (HCW series)

### Specifications

**Outer Material:** Silicone impregnated cloth

**Insulation:**

- Sides: 51 mm (2 in) thick fiberglass
- Top: 13 mm (0, 50 in) thick fiberglass

**Total Wattage:** Up to 150 watts

**Voltage Options:** 120 or 240 VAC

**Frequency Range:** 50-60 Hz

**Closure Method:** Hook and loop fastener

**Ambient Temperature Range:** -1° to 35°C (30° to 95°F)

**Power Lead Type:**

- Ordinary location model (GCW): SJOW cord
- Hazardous Location model (HCW): Teck 90 cable

**GCW Power Cord:** 3 m (10 ft) long

- 120 VAC: Grounded 3-prong plug (NEMA 5-15P)
- 240 VAC: Crimped ferrule leads

**HCW Power Cord:** 3 m (10 ft) long with bare wire leads



Class I Division 1  
Groups B, C, and D  
(HCW series)



Plug & Play



Moisture  
Resistant

Patent 7,015,425 B2



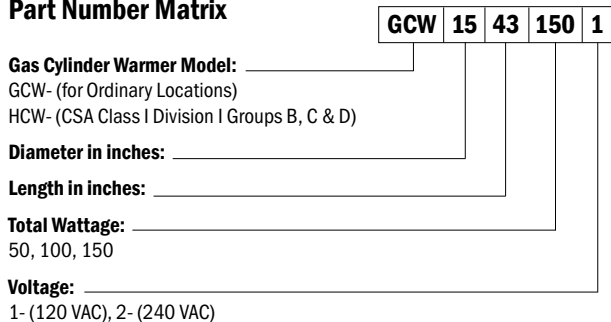


## GAS CYLINDER WARMERS

### Ordering Information

Part No. 120 VAC	Part No. 240 VAC	Environment	Cylinder Size mm	Cylinder Size in	Watts
GCW8481501	GCW8481502	Ordinary Location	203 x 1219	8 x 48	150
GCW9511501	GCW9511502		229 x 1295	9 x 51	150
GCW15431501	GCW15431502		381 x 1092	15 x 43	150
HCW8481501	HCW8481502	Hazardous-Area	203 x 1219	8 x 48	150
HCW9511501	HCW9511502		229 x 1295	9 x 51	150
HCW15431501	HCW15431502		381 x 1092	15 x 43	150

### Part Number Matrix



### Hazardous-Area Rated Models (HCW Series) Min/Max Cylinder Sizes

**Diameter:** Minimum: 203 mm (8 in)      **Length:** Minimum: 381 mm (15 in)  
 Maximum: 381 mm (15 in)                Maximum: 1295 mm (51 in)

Ordinary Location Models (GCW series): can be designed for a wide range of gas cylinder sizes. Call BriskHeat® for details.

### Accessories

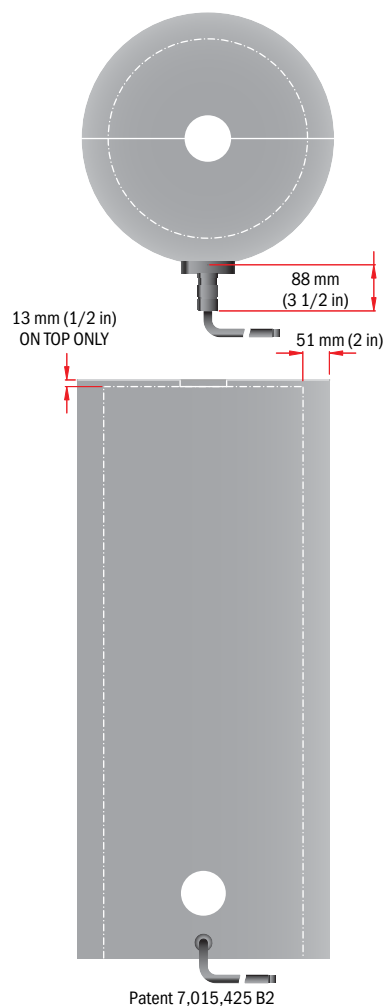
Part No.	Description
GCWTOP	Gauge/Valve Cover
GCW12B	305 mm (12 in) Cylinder Base Insulation Pad for 203 mm (8 in) Cylinder. 6 mm (0,25 in) insulation thickness
GCW15B	381 mm (15 in) Cylinder Base Insulation Pad for 229 mm (9 in) Cylinder. 6 mm (0,25 in) insulation thickness
GCW18B	457 mm (18 in) Cylinder Base Insulation Pad for 381 mm (15 in) Cylinder. 6 mm (0,25 in) insulation thickness



Gauge/Valve Cover

**Cylinder Base Insulation Pad** - Placed between cylinder and floor. Further insulates the cylinder from heatsinks such as a concrete floor.

**Valve Cover** - Placed on top. Reduces the amount of heat loss through the top of the cylinder. Dimensions: 1118 mm (44 in) diameter with 102 mm (4 in) opening.



Custom Gas Cylinder Heater with LYNX® controls

Custom Sizes and Designs Available: Contact BriskHeat® or your local distributor for more information.

## ATEX GAS CYLINDER HEATERS

### Features & Benefits

- ▶ ATEX approved
- ▶ Fully insulated design maximizes efficiency
- ▶ Temperatures up to 200 °C (392 °F)
- ▶ Robust construction for indoor or outdoor use — IP65
- ▶ Grounded for increased safety
- ▶ 2 built-in PT100 RTD sensors for monitoring process temperature and high limit temperature
- ▶ Improves process control and reduces wasted condensed gas by creating a convection current and increasing the pressure inside the cylinder
- ▶ Gas known to benefit from this process: SF6, Propane, Nitrogen, Oxygen, BCl3, WF6, and HF

### Specifications

**Nominal Voltage:** 230 VAC

**Operating Temperatures:**

- Pressurized: -40°C to 50°C (-40°F to 122°F)
- Non-pressurized: -40°C to 200°C (-40°F to 392°F)

**Ambient Temperature Range:** -40°C to 60°C (-40°F to 140°F)

**Temperature Class:** T6, T5, T4, T3 (depending on temperature control limiter setpoint)

**Zones:** 1/2 (gas); 21/22 (dust)

**Sensor:** 2 standard 3-wire PT100 RTD sensors

**Power Cord:** 3 m (10 ft) long with crimped ferrule terminated leads

**IP Rating:** IP65




**NEW!**



**Moisture Resistant**

### Explosion protection marking

Gas  II 2G Ex e mb IIC T3 Gb

Dust  II 2D Ex e mb IIIC T120°C Db  
-40°C ≤ Ta ≤ +60°C (ambient temperature)

### EC-type examination certificate

TPS 11 ATEX 29587 011 X

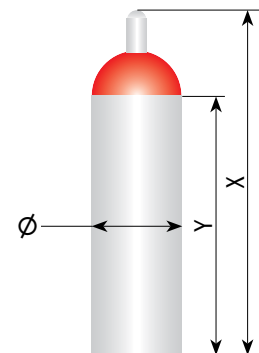
**Note:** Please consider the technical rules

TRG 310/TRBS 3145/TRGS 745

Maximum operating temperature 50°C (cylinder temperature)

### Ordering Information

Part No. 230 VAC	Capacity l	Wattage	X Total Height mm (in)	Y Cylinder Height mm (in)	Ø Diameter mm (in)
WEXHB010-230ZE140-0080BHT3	10	380	1010 (39,8)	800 (31,5)	140 (5,5)
WEXHB050-230ZE230-0140BHT3	50	850	1670 (65,7)	1400 (55,1)	230 (9,1)
WEXHB079-230ZE318-0100BHT3	79	850	1290 (50,8)	1000 (39,4)	318 (12,5)



An ATEX certified temperature controller is required for use with this product

**Part No.:** WEXRBL25-230ZESBH

See page 171 for details

**Custom Sizes and Designs Available: Contact BriskHeat® or your local distributor for more information.**

# TEMPERATURE CONTROLLERS & SENSORS



**BriskHeat®**

## TEMPERATURE CONTROLLERS SELECTION GUIDE

Photo	Product Series	Control Type	Available Voltage <sup>1</sup>				Max. Amps/Zone	Application Temperature <sup>2</sup>	Environmental Exposure <sup>3</sup>
			120	240	277	480			
		PID autotune	X		-		7 at < 77°F 4 at < 104°F	0°C to 593°C (0°F to 1100°F)	-10°C to 40°C (14°F to 104°F); 80% humidity at 88°F; 50% humidity at 104°F
	MPC2 Multipoint Control Panel	Ramp/soak	X	X	X	X	60	0°C to 1050°C (32°F to 1922°F)	-10°C to 40°C (14°F to 104°F); < 90% humidity at 40°C
	SDX Digital PID	PID autotune	X	X	-	-	15 (No. American); 10 (Europe)	0°C to 999°C (0°F to 999°F)	0°C to 44°C (32°F to 111°F); < 95% humidity
	SDC Benchtop	Digital on/off	X	X	-	-	10	J -40°F to 698°F K -40°F to 899°F	0°C to 59°C (32°F to 138°F)
	SDCE Benchtop	Digital on/off	X	X	-	-	8	J -40°F to 698°F K -40°F to 899°F R -58°F to 842°F	0°C to 38°C (32°F to 100°F)
	BH-330 Outdoor Digital (Requires Remote)	Inline with fast adaptive tuning	X		-		10	RTD -25°C to 600°C K -200°C to 1350°C	-20°C to 45°C (-4°F to 113°F) < 90% humidity
	BH-510 Outdoor Digital	Digital with fast adaptive tuning	X		-		16 (w/ext. fuse) 10 std	RTD -120°C to 850°C K -200°C to 1350°C	-20°C to 50°C (-4°F to 122°F) < 90% humidity
	BH-610 Outdoor Digital	Digital with fast adaptive tuning	X		-		40	RTD -120°C to 850°C K -200°C to 1350°C	-20°C to 50°C (-4°F to 122°F) < 90% humidity
	WEXRBL25-230ZESBH	Digital on/off with high temp and limiter	-	X	-	-	25	0°C to 450°C (°C display only)	-20°C to 40°C (-4°F to 104°F)
	BH2100	Digital	X		-		30	-18°C to 148°C (0°F to 300°F)	-30°C to 70°C (-22°F to 158°F)
	TC4000 Wet-Area	Digital on/off	X		-		30	0°C to 999°C (0°F to 999°F)	0°C to 40°C (32°F to 104°F); < 85% humidity
	TC4X Digital	Digital on/off	X		-		15 (@120 V) 10 (@240 V)	-40°C to 100°C (-40°F to 212°F)	-40°C to 60°C (-40°F to 140°F); < 95% humidity
	TTD Digital	Digital on/off	X	X	-	-	15	32°F to 175°F 32°F to 500°F 32°F to 999°F	-10°C to 55°C (14°F to 131°F)
	TB4000 Wet-Area	Bulb and capillary	X	X	X	X	50	0°F to 150°F 50°F to 300°F 150°F to 650°F	-40°C to 60°C (-40°F to 140°F)
	TB250N	Bulb and capillary	X		-		22	0°F to 150°F 100°F to 250°F	-40°C to 60°C (-40°F to 140°F); 0 to 95% humidity
	TB110N Hazardous-Area	Bulb and capillary	X		-		22	25°F to 325°F 300°F to 650°F	-40°C to 71°C (-40°F to 160°F)
	TSO99 Portable	Bulb and capillary	X	X	-	-	15	60°F to 250°F 150°F to 550°F	-40°C to 71°C (-40°F to 160°F)
	HL101 Limit Controller	Temperature limit switch NOT FOR CONTROL	X	X	-	-	15	N/A	N/A
	TD101N Auto On/Off	Thermostat	X		-		25	-40°F to 200°F (specify range)	-40°C to 105°C (-40°F to 221°F)
	TD101X Auto On/Off Hazardous-Area	Thermostat	X		-		25	-40°F to 200°F (specify range)	-40°C to 105°C (-40°F to 221°F)
	TB261N	Ambient	X		-		22	20°F to 110°F	-40°C to 60°C (-40°F to 140°F)
	TPO Portable	Time percent	X	X	-	-	15	-	-40°C to 71°C (-40°F to 160°F)


Notes: <sup>1</sup> Other voltages as well as 3-phase may be available. <sup>2</sup> Application temperature may be limited by heating blanket or process requirements. <sup>3</sup> Temperature range is during operation. Humidity values shown are for non-condensing temperatures.

## TEMPERATURE CONTROLLERS SELECTION GUIDE

Nema Rating	IP Rating	Approvals <sup>4</sup>	Indoor	Outdoor	Accuracy	Sensor		Page No.
						Type	Included	
-	IP10 (OI) IP20	 Dock CE (RTD only)	X	-	Type-J: ±1,09°C Type-K: ±1,125°C RTD: ±(0,25°C +0,125% of temp)	Type-J or Type-K thermocouple; PT100 RTD	No	148
-	-	 (By request)	X	-	±0,2% current temp	Type-J or Type-K thermocouple; PT100 RTD	No	157
-	IP30		X	-	±0,5% full scale ±1 digit @ 25°C	Type-J or Type-K thermocouple; PT100 RTD	Yes	160
-	-	-	X	-	±1% full scale	Type-J or Type-K thermocouple	Yes	161
-	-		X	-	±0,5% full scale ±1 digit @ 25°C	Type-J or Type-K thermocouple; PT100 RTD	Yes	162
-	IP67		X	X	±2°C up to 700°C (<0,5% scale)	Type-K thermocouple; RTD	No	167
-	IP65		X	X	±2°C up to 700°C (<0,5% scale)	Type-K, Type-J, Type-N thermocouple; PT100 & PT1000 RTD	No	169
-	IP65		X	X	±2°C up to 700°C (<0,5% scale)	Type-K, Type-J, Type-N thermocouple; PT100 & PT1000 RTD	No	169
-	IP64	Gas: II 2G EX e mb IIC T3 Gb Dust: II 2D EX e mb IIIC T120°C Db TUUV 10 ATEX 556065 	X	X	±0,5% current temp	PT100 RTD (2 or 3 wire)	No	171
-	IP67	 (Pending)	X	X	±1% @ -40°C to 105°C	Thermistor (3-wire RTD option)	Yes	172
4X	IP65	 508A	X	X	±0,2% current temperature	Type-J or Type-K thermocouple; PT100 RTD	No	165
4X	IP66		X	X	±3°F (-40°F to 4°F) ±2°F (5°F to 167°F) ±3°F (168°F to 212°F)	A99BB type PTC	Yes	166
-	IP64	-	X	X	±1% full scale	Type-K thermocouple	No	170
4X	IP66	-	X	X	±3°C (±5°F)	304 SS bulb and capillary	Yes	177
3R	IP24		X	X	±3°C (±6°F)	Tinned copper bulb and capillary	Yes	176
7 & 9	-	 (C1-D1&2; C2-D1&2)	X	X	±3°C (±5°F)	304 SS bulb and capillary	Yes	174
-	-	-	X	-	±3°C (±5°F)	Copper bulb and capillary	Yes	178
-	-	-	X	-	±1% full scale	Type-J or Type-K thermocouple	Yes	163
-	-		X	X	50°F to 80°F (±6°F) 81°F to 200°F (±5°F)	Bimetal thermostat	N/A	173
-	-		X	X	50°F to 80°F (±6°F) 81°F to 200°F (±5°F)	Bimetal thermostat	N/A	173
4X	IP66		X	X	±1,6°C (±3°F)	Ambient sensing thermal bulb	N/A	183
-	-	-	X	-	N/A	N/A	N/A	179

<sup>4</sup> All CE marked products comply with ROHS requirements

## **PID TEMPERATURE CONTROL SYSTEM**

The  Temperature Control System is a state-of-the-art PID (proportional integral derivative) temperature control system comprised of up to 1024 zones. Each heater (zone) can be individually controlled and monitored. This provides users the ability to track each unit's performance. Monitor each zone from

the full-color touchscreen, the highly visible indicator lights, a remote system, or via email alerts. Extraordinary features and benefits coupled with incredible versatility meet your process expectations with this unique temperature control system.

### Features & Benefits

- ▶ 1:1 PID control to EACH heater
- ▶ Can be connected to CMS via Modbus
- ▶ Easy-to-use Operator Interface (OI) and Temperature Control Modules
- ▶ Can be used independently or as a system of up to 1024 zones of control
- ▶ Sends email alerts
- ▶ Idle mode option saves energy and time during maintenance



## **PID TEMPERATURE CONTROL SYSTEM**

### Specifications

**Temperature Control Range:** 0°C to 593°C (32°F to 1100°F)

**Display:** Red LEDs show current temperature in °C or °F

**Sensor Input:** Type-J and Type-K Thermocouples; PT100-RTD

**Accuracy:**

- RTD:  $\pm 0,25^{\circ}\text{C} + 0,125\%$  of temperature in °C ( $\pm 0,45^{\circ}\text{F} + 0,125\%$  of temperature in °F)
- Type-J Thermocouple:  $1,09^{\circ}\text{C} (\pm 1,96^{\circ}\text{F})$
- Type-K Thermocouple:  $1,13^{\circ}\text{C} (\pm 2,03^{\circ}\text{F})$

**Alarms:** Multi-color LED display with highly visible viewing

**Power Cord:** Harnesses are sold separately; available in several lengths, with or without communications cable

**Connections:** Control modules require docking station (included with some heaters or separate harness for stand-alone use); see ordering information for options

**Voltage:** 100 to 277 VAC

**Maximum Continuous Amp Load per Zone:** 7 amps at 25°C (77°F) ambient; 4 amps at 40°C (104°F)

**Maximum Continuous Amp Load per Power Harness:**

12 amps (Power booster cables available to increase amps load per string)

**Communication Method:** Modbus RTU over RS-485. Cable is included on some power cord harnesses for communication to Operator Interface or CMS; Modbus TCP/IP connection on Operator Interface for communication to CMS

**Communication Maximum Length:** 30 m (98 ft)

**Enclosure Dimensions:**

- Operator Interface: 276 mm W x 229 mm H x 81 mm D (10,9 in W x 9,0 in H x 3,2 in D)
- Module: 50 mm W x 75 mm H x 43 mm D (1,95 in W x 2,97 in H x 1,7 in D)

**Ambient Temperature Range:** 0°C to 54°C (32°F to 130°F)



### EASY WAYS TO ORDER

1. Contact your local distributor. Check BriskHeat.com to locate a local distributor.
2. Call BriskHeat® at 800-848-7673 or 614-294-3376. We have a staff of application specialists to solve your unique needs.
3. Order online at BriskHeat.com - 24/7.

### PAYMENT TERMS

#### Credit Card Options



#### Net 30 Option

Net 30 Terms are available to qualified companies. Please contact your Account Manager for additional details.

## LYNX™ PID TEMPERATURE CONTROL SYSTEM OPERATOR INTERFACE (OI)

- Provides complete control and system optimization for maximum precision



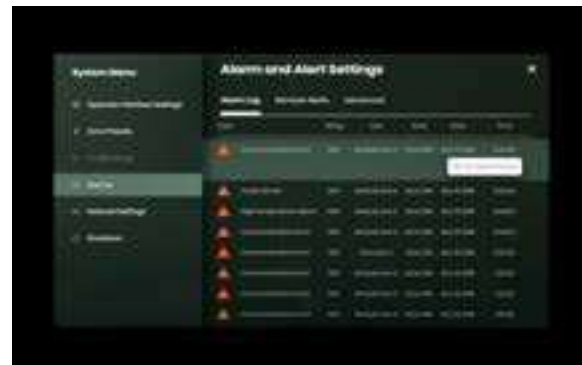
- User-configurable graphical mapping and naming to match application provides ease of use



- Historical graphing of temperature, duty cycle and current displays performance over time



- Alarm history for diagnostics



### Features & Benefits

- Controls up to eight strings with up to 128 PID controllers per string for expandability
- Each string has individual dry contact for alarm to provide easier troubleshooting
- Large 25,7 cm (10,1 in) touchscreen enables easy monitoring and programming
- Wired or Wireless (WiFi) communications sends email alerts
- Modbus communications allows remote access and control via HMI
- Zone-locator feature enables user to easily identify specific modules
- USB port simplifies ability to upload firmware and download data
- Global programming saves time



Conforms to UL STD 61010-1  
Certified to CSA STD C22.2 # 61010-1



Plug & Play  
Power Cord

**Your LINK to Process Perfection and Peace of Mind!**



## LYNX COMPONENTS

### LYNX Operator Interface

Operation of a complete LYNX Temperature Control System typically includes an Operator Interface capable of controlling up to 8 strings of heaters (1024 total zones). Operator Interfaces are available with different power plugs and can be used at any voltage between 100 to 277 VAC, 50/60 Hz.

### Ordering Information

Part No.	Input Power Plug
LYNX-OI-10A	NEMA 5-15
LYNX-OI-10B	Ferrule Ends
LYNX-OI-10C	Schuko CEE 7/7
LYNX-OI-10D	NEMA 6-15
LYNX-OI-10E	UK Type-G
LYNX-OI-10F	NEMA L6-15
LYNX-OI-10I	IEC Type I



### LYNX PID Temperature Control Module

#### Features & Benefits

- ▶ One module per zone of temperature control
- ▶ Fully programmable with 3-buttons and 3-digit display on module
- ▶ PID control with auto-tuning to minimize overshooting
- ▶ Modbus RTU communication to your system
- ▶ Low and high temperature alarm settings provide peace of mind
- ▶ Highly visible multi-color display for status indication



Part No.	Description
LYNX-MOD	Temperature control module

Requires a docking station and power harness for operation. See options starting on page 152.

“ In 2004, BriskHeat supplied us with silicone heating pads and controllers for one of our industrial blenders (used to create flavoring mixtures for many popular food products). And they are still running strong! We are putting in another line with a blender that will have the same heating requirements and we will use a BriskHeat system. ”

~ Kevin Knapp  
Blendex Company

## LYNX COMPONENTS

### Ordering Information

#### Docking Station

For heaters without a built-in dock, a docking station is required to connect a LYNX control module to a heater. A wide variety of docking stations are available with different heater plug

and sensor type configurations. Temperature sensor receptacles accept standard or mini sizes. Docking station assembly requires a power harness and module for operation.



Part No.	Sensor Type	Heater Receptacle
LYNX-DOC1-KA	Docking station with Type-K thermocouple and heater receptacles	NEMA 5-15R
LYNX-DOC1-KD	Docking station with Type-K thermocouple and heater receptacles	NEMA 6-15R
LYNX-DOC1-KG	Docking station with Type-K thermocouple and heater receptacles	IEC13 and mate
LYNX-DOC1-KH	Docking station with Type-K thermocouple and heater receptacles	HAN Q 2/0 with mate
LYNX-DOC1-KL	Docking station with Type-K thermocouple and heater receptacles	ML-2R mini-twist and mate

Type J thermocouple or RTD PT100 sensors can substitute K thermocouples. See Order Configurations below

#### Other configurations

Part No.: LYNX-DOC1- **S** **X** - Docking station with "S" sensor and "X" receptacle

Temperature Sensor

Heater Receptacle

J = Type-J Thermocouple

A = NEMA 5-15R

H = HAN Q 2/0 with mate

K = Type-K Thermocouple

D = NEMA 6-15R

L = ML-2R Mini-twist and mate

R = RTD-PT100

G = IEC13 with IEC14 mate

N = ML-3R

F = NEMA L6-13

#### Power and Communication Harness

Each Temperature Control Module receives power from a docking station which also provides power to the heater. BriskHeat heaters may be custom ordered with a prewired dock and temperature sensor. Free-standing docking station assemblies

allow LYNX to be used with almost any heater. The same power harness may be used with either. Select the power harness in the length required with the appropriate power plug. A power harness may be ordered with a communication cable.

#### Power Harness

Select one of these harnesses if communication capabilities are not required.

Part No.	Length m (ft)	Plug
LYNX-HN-60A	1,8 (6)	NEMA 5-15P
LYNX-HN-60B	1,8 (6)	Ferrule Ends
LYNX-HN-60C	1,8 (6)	Schuko CEE 7/7
LYNX-HN-60D	1,8 (6)	NEMA 6-15P

Part No.	Length m (ft)	Plug
LYNX-HN-60E	1,8 (6)	UK Type G
LYNX-HN-60F	1,8 (6)	NEMA L6-15 Twist Lock
LYNX-HN-60I	1,8 (6)	IEC Type I



Plug & Play Power Cord

Other lengths available upon request

### EASY WAYS TO ORDER

1. Contact your local distributor. Check BriskHeat.com to locate a local distributor.
2. Call BriskHeat® at 800-848-7673 or 614-294-3376. We have a staff of application specialists to solve your unique needs.
3. Order online at BriskHeat.com - 24/7.

### PAYMENT TERMS

#### Credit Card Options



#### Net 30 Option

Net 30 Terms are available to qualified companies. Please contact your Account Manager for additional details.

## LYNX COMPONENTS

### Ordering Information

#### Power Harness with Communication Cable

A communication cable is required for use with an Operator Interface or Central Monitoring System (CMS)

Part No.	Length m (ft)	Plug
LYNX-HN-66A	1,8 (6)	NEMA 5-15P
LYNX-HN-66B	1,8 (6)	Ferrule Ends
LYNX-HN-66C	1,8 (6)	Schuko CEE 7/7
LYNX-HN-66D	1,8 (6)	NEMA 6-15P
LYNX-HN-66E	1,8 (6)	UK Type G
LYNX-HN-66F	1,8 (6)	NEMA L6-15 Twist Lock
LYNX-HN-66I	1,8 (6)	IEC Type I
LYNX-HN-66M	1,8 (6)	NEMA L6-20 Twist Lock
LYNX-HN-66N	1,8 (6)	NEMA ML-3P Twist Lock
LYNX-HN-12A	3,7 (12)	NEMA 5-15P
LYNX-HN-12B	3,7 (12)	Ferrule Ends
LYNX-HN-12C	3,7 (12)	Schuko CEE 7/7
LYNX-HN-12D	3,7 (12)	NEMA 6-15P
LYNX-HN-12E	3,7 (12)	UK Type G
LYNX-HN-12F	3,7 (12)	NEMA L6-15 Twist Lock
LYNX-HN-12I	3,7 (12)	IEC Type I
LYNX-HN-12M	3,7 (12)	NEMA L6-20 Twist Lock
LYNX-HN-12N	3,7 (12)	NEMA ML-3P Twist Lock

Other lengths available upon request

#### Docking Station Stand

The LYNX Docking Station may be mounted on this stand to use it as a benchtop controller. A hole in the back accommodates the incoming power cord. Includes 2 counter-sunk screws with #6-32 threads to mount the dock on the stand.



Part No.	Description
LYNX-STD	LYNX® docking station stand



#### Power and Communication Extension Cables

9-Pin Mate-N-Lok male to 9-Pin Mate-N-Lok female

Part No.	Length m (ft)
LYNX-EXP-4	1,2 (4)
LYNX-EXP-6	1,8 (6)
LYNX-EXP-8	2,4 (8)
LYNX-EXP-10	3 (10)
LYNX-EXP-20	6,1 (20)
LYNX-EXP-50	15,2 (50)

Other lengths available upon request

#### Communications-Only Extension Cables

4-Pin Mini-Fit Jr male to 4-Pin Mini-Fit Jr female

Part No.	Length m (ft)
LYNX-EXC-4	1,2 (4)
LYNX-EXC-6	1,8 (6)
LYNX-EXC-8	2,4 (8)
LYNX-EXC-10	3,0 (10)
LYNX-EXC-20	6,1 (20)

4-Pin Mini-Fit Jr male to bare wire leads

Part No.	Length m (ft)
LYNX-EXA-10	3,0 (10)

Other lengths available upon request



*Right from the start, I was impressed with BriskHeat. They are a company with exceptional customer service. BriskHeat offers a well-made high-quality product that does the job perfectly. This is the type of partner relationship we strive to develop to ensure our customers receive the best final product we can produce.*



~ Robert Ferguson

Project Manager with International Flora Technologies

## LYNX COMPONENTS

### "Y" Power Booster Cables

Each LYNX Power Harness is capable of powering loads up to 12 amps. When strings of multiple LYNX modules are utilizing communication features and the group requires more than 12 amps, "Y" Power Booster cables are needed. These special cables allow for all modules in the string to communicate with the Operator Interface, while providing needed power to a group of

modules within that string. An additional power harness, without the communication cord, is required for each "Y" power booster. Each "Y" power booster is 305 mm (12 in) long from power source connection to in-line power connection and 152 mm (6 in) long from male to female 9-pin Mate-N-Lok power connection.

### Ordering Information

Part No.	In-line Power Connections (Male and Female)	Power Source Connection End (Male)
LYNX-EXY-1	9-pin Mate-N-Lok	3-pin Mate-N-Lok
LYNX-EXY-2	9-pin Mate-N-Lok	9-pin Mate-N-Lok
LYNX-EXY-4	9-pin Mate-N-Lok	4 Position Mate-N-Lok
LYNX-EXY-5	9-pin Mate-N-Lok	5 Position Mate-N-Lok
LYNX-EXY-6	9-pin Mate-N-Lok	4 Position CPC



### Temperature Sensors

LYNX Docking Stations include receptacles for heaters and temperature sensors. The temperature sensor receptacles accept either standard or mini-connectors with 2-pins.

Part No.	Description
TAJN05-BA-ROHS	Type-J Thermocouple, 1,5 m (5 ft) long, fiberglass sleeving, standard connector, RoHS compliant
TAKN05-EA-ROHS	Type-K Thermocouple, 1,5 m (5 ft) long, fiberglass sleeving, standard connector, RoHS compliant
THRN05-JA-ROHS	2-wire PT100 RTD, 1,5 m (5 ft) long, fiberglass sleeving, standard connector, RoHS compliant

More temperature sensor options available upon request. Contact BriskHeat for more information.




## **LYNX<sup>®</sup> PID TEMPERATURE CONTROL SETS**

### Features & Benefits

- ▶ Compact PID control system with autotuning that controls almost any heater
- ▶ Everything needed to plug-and-play
- ▶ 3-button touchpad programming and large 3-digit display
- ▶ Latching alarms for high and low temperature
- ▶ Versatile — Can be used as a single zone controller or be connected for a system of temperature control. Grows with your application
- ▶ Able to be used with a wide variety of electrical heaters
- ▶ Uses a minimal amount of benchtop space
- ▶ Easy to program and provides precise control
- ▶ Easily visible LED for alarm conditions: High temperature limits, low temperature limits, and more

### Set Includes

-  LYNX<sup>®</sup> Temperature Control Module
- Docking station assembly with choice of heater and sensor ports
- 1,8 m (6 ft) power harness with choice of plugs
- 1,5 m (5 ft) temperature sensor to match docking station assembly
- Benchtop stand for mounting LYNX<sup>®</sup> docking station

**NEW!**



**Ideal with a wide variety of heaters!**

## LYNX<sup>®</sup> PID TEMPERATURE CONTROL SETS

### Specifications

**Temperature Control Range:** 0°C to 593°C (32°F to 1100°F)

**Sensor Input:** 1,5 m (5 ft) long included; Choice of PT100 RTD; Type-J and Type-K thermocouples

**Alarms:** Multi-color LED display with highly visible viewing

**Power Cord:** 1,8 m (6 ft) power harness with plug. See ordering information for choices

**Heater Connection:** Receptacle is on docking station assembly as indicated in ordering information

**Voltage:** 100 to 277 VAC

**Maximum Continuous Amp Load per Zone:** 7 amps at 25°C (77°F) ambient; 4 amps at 40°C (104°F)

**Communication Method:** Modbus RTU over RS-485. Optional power harnesses with communication cable and operator interfaces are available upon request. See options starting on page 152.

**Ingress Protection Rating:** IP20

**Agency Approvals for LYNX<sup>®</sup> Temperature Control Module**



Additional specifications for LYNX<sup>®</sup> can be found on page 149.



**Plug & Play Power Cord**

### Ordering Information

LYNX Set Part No.	Input Power	Heater Connection	Temperature Sensor
LYNX-SET-JA			Type-J thermocouple
LYNX-SET-KA	NEMA 5-15 Plug	NEMA 5-15 receptacle	Type-K thermocouple
LYNX-SET-RA			PT100-RTD sensor
LYNX-SET-RC			PT100-RTD sensor
LYNX-SET-KC	Schuko CEE 7/7 Plug	Harting Q 2/0 receptacle with mate	Type-K thermocouple
LYNX-SET-JC			PT100-RTD sensor
LYNX-SET-JD			Type-J thermocouple
LYNX-SET-KD	NEMA 6-15 Plug	NEMA 6-15 receptacle	Type-K thermocouple
LYNX-SET-RD			PT100-RTD sensor
LYNX-SET-JI			Type-J thermocouple
LYNX-SET-KI	IEC Type I	IEC13 receptacle with mate	Type-K thermocouple
LYNX-SET-RI			PT100-RTD sensor
LYNX-SET-JB			Type-J thermocouple
LYNX-SET-KB	Ferrules	Harting Q 2/0 receptacle with mate	Type-K thermocouple
LYNX-SET-RB			PT100-RTD sensor



LYNX<sup>®</sup> Sets are compatible with a wide variety of LYNX<sup>®</sup> accessories including OIs, Power Harnesses with Modbus RTU communication cables, and more.

**See options starting on page 150.**

## MPC2 MULTI-POINT DIGITAL PID TEMPERATURE CONTROL PANEL

### Features & Benefits

- ▶ Fully configurable for enclosure material, sensor type, voltages, alarms, communication, and safety options
- ▶ Configure with one to dozens of zones
- ▶ Advanced Autotuning PID or on/off control (also available)
- ▶ Indoor or outdoor use<sup>1</sup>
- ▶ Compatible with a broad range of heating blankets, tapes, and cables
- ▶ Stores up to 4 programs, 12 steps per control zone for easy repeatability in ramp/soak mode
- ▶ Large 2-line, 3-color display simultaneously shows PV (actual) and SV (set) temperatures
- ▶ 2 levels of password protection

### Specifications

**Voltages:** Input/output configurations of 120, 208, 220-240, 277, 380, 400-415, 480, and 575-600 (and 3-phase options)

**Overcurrent Protection Device<sup>2</sup>:** Up to 60 amps per zone with fuse or circuit breaker protection

**Temperature Control Range<sup>3</sup>:** 0°C to 1050°C (0°F to 1922°F)

**Temperature Units:** Programming and display in °C or °F

**Sensor Input:** Mini Type-J or Mini Type-K thermocouples, PT100-RTD or hardwire

**Accuracy:** 0,2% of temperature with sampling time of 60 milliseconds

**Alarms:** Audible and dry contact available

**Power Cords/Connections:** Input Power - hardwire; Output Power - Harting 2.0 receptacle, Twist Lock<sup>4</sup> or hardwire

**Safety Options:** Ground fault interruption, door-mounted disconnect, and emergency stop available

**Communications:** RS-485, RS-232 or ethernet available

#### Environmental Exposures:

- Operating range: 14°F to 104°F (-10°C to 40°C)
- Storage range: -4°F to 158°F (-20°C to 70°C)

**Relative Humidity:** 20-85% at non-condensing temperatures

**Enclosure Dimensions:** Determined by number of zones. Materials - mild steel, fiberglass reinforced plastic or 304 stainless steel available

<sup>1</sup> Outdoor use requires special options

<sup>2</sup> Self-regulating cable requires use of circuit breakers for zone protection

<sup>3</sup> Do not exceed the maximum operating temperature of the heater

<sup>4</sup> Twist Lock connectors are NOT CE Approved



### Applications

Provides PID temperature control to cloth and silicone heating blankets, heating cable and tape, drum heaters, and heating jackets for applications such as:

- Research laboratory experiments
- Food production
- Industrial heating and drying
- Freeze protection
- Condensation prevention
- Viscosity control

### Industries

- Agriculture
- Petrochemical
- Laboratory
- General manufacturing
- Semiconductor
- Chemical
- Food and beverage
- Oil & gas
- Plastics
- Aerospace



## MPC2 MULTI-POINT DIGITAL PID TEMPERATURE CONTROL PANEL

### Ordering Information

#### Part Number Matrix

<b>MPC2</b>	<b>1</b>	<b>1</b>	<b>3</b>	<b>A</b>	<b>W</b>	<b>R</b>	<b>-10</b>	<b>F</b>	<b>S</b>	<b>E</b>	<b>I</b>	<b>J</b>	<b>A</b>	<b>C</b>
-------------	----------	----------	----------	----------	----------	----------	------------	----------	----------	----------	----------	----------	----------	----------

#### Input Voltage:

**1-** (120), **5-** (208), **2-** (220 to 240), **9-** (277), **G-** (347), **B-** (380),  
**C-** (400 to 415), **4-** (480), **H-** (575 to 600), **7-** (208 φ3), **6-** (240 φ3), **D-** (380 φ3),  
**E-** (400 to 415 φ3), **8-** (480 φ3), **K-** (575 to 600 φ3)

#### Output Voltage:

**1-** (120), **5-** (208), **2-** (220 to 240), **9-** (277), **G-** (347), **B-** (380), **C-** (400 to 415),  
**4-** (480), **H-** (575 to 600), **7-** (208 φ3), **6-** (240 φ3), **D-** (380 φ3),  
**E-** (400 to 415 φ3), **8-** (480 φ3), **K-** (575 to 600 φ3)

#### Number of Zones: (Specify Number)

#### Alarm Options:

**A-** (Audible), **C-** (Dry contact-remote), **B-** (Audible and dry contact),  
**N-** (None), **X-** (Dry contact hardwire), **Y-** (Dry contact hardwire with audible)

#### Output Connector Type:

**W-** (Hardwire), **C-** (Harting connector), **T-** (Twist Lock)<sup>6</sup>

#### Communications:

**R-** (RS-485), **C-** (RS-232), **E-** (Ethernet), **N-** (None),  
**X-** (RS-485 hardwire), **Y-** (RS-232 hardwire), **Z-** (Ethernet hardwire)

#### Overcurrent Protection Device (per zone)<sup>4</sup>:

**10-** (10 amp), **15-** (15 amp), **20-** (20 amp), **25-** (25 amp), **30-** (30 amp),  
**35-** (35 amp), **40-** (40 amp), **60-** (60 amp)

#### Zone Protection:

**F-** (Fuse), **B-** (Circuit breaker)

#### Power Disconnect:

**S-** (Door switch), **F-** (Door switch with fuse), **I-** (Breaker)  
**B-** (Door switch with breaker), **N-** (None)

#### Heater E-Stop:

**E-** (Door mounted button), **N-** (None)

#### Ground Fault Protection:

**I-** (Inlet power), **Z-** (One per zone), **N-** (None)

#### Sensor Connections:

**J-** (Type-J mini-connector), **K-** (Type-K mini-connector),  
**R-** (RTD connector), **X-** (Type-J hardwire), **Y-** (Type-K hardwire), **Z-** (RTD hardwire)

#### Zone Controller Switch:

**A-** (One for all zones), **Z-** (One per zone), **B-** (Both), **N-** (None)

#### Enclosure:

**C-** (Mild Steel), **F-** (FRP with swing panel, (Nema 4X)), **S-** (Stainless steel)

Contact BriskHeat or your local distributor for ordering information.



## MPC2 MULTI-POINT DIGITAL PID TEMPERATURE CONTROL PANEL

### Configuration Notes

1. Supply power (inlet voltage) to be hardwired into MPC2 panel
2. Construction per NEMA 4 and 4X, as well as to CE standards, may limit options. NEMA 4X construction meets IP65 rating. Standard Construction is NEMA 1 and meets IP40 rating
3. Ensure voltage for heating elements match output voltages
4. If output current exceeds 40 amps, the heating elements MUST be hardwired
5. Not all voltage and feature options are compatible. Contact your local distributor or BriskHeat for more information
6. Straight blade and twist lock output connectors ARE NOT CE approved connections
7. When voltage is above 240, and amps are greater than 40 per zone, fused zone protection is required



### MPC2 Multi-Point Digital PID Temperature Controller Accessories

#### Heater Adapter Cords, "XX" feet long

Part No.	Male Plug/ Female Receptacle	Voltage	Amp Rating
PB12XX-BA11	Q 2/0 to NEMA 5-15R straight blade	120	15
PB12XX-CA11	Q 2/0 to NEMA ML-2R midget lock	125	15
PB14XX-HA13	Q 2/0 to NEMA L5-30R twist lock	120	30
PB42XX-EA11	Q 2/0 to NEMA 6-15R straight blade	240	15
PB42XX-LA11	Q 2/0 to Mate-in-Lok 3 position	240	15
PB43XX-A7A13	Q 2/0 to NEMA L6-20R twist lock	240	20
PB44XX-7A13	Q 2/0 to NEMA L6-30R twist lock	240	30
PB63XX-A7A13	Q 2/0 to NEMA L8-20R twist lock	480	20
PB82XX-9A7	Q 2/0 to 4 Pin CPC connector	300	15

"XX" represents cord length: 01=1 ft (0.3 m); 10=10 ft (3.0 m); 25=25 ft (7.6 m)

#### Miscellaneous Accessories

Part No.	Description
41330-06	Temperature Control Module Communication Cable

For temperature sensors, see page 181.

#### Heater Plugs

Part No.	Description	Wire Gauge	Amp Rating
20978-03M <sup>A</sup>	Harting Q2/0 male plug	14	15
20978-04M <sup>A</sup>	Harting Q2/0 male plug	12	20
20978-05M <sup>B</sup>	Harting Q2/0 male plug	10	30
20978-06M <sup>B</sup>	Harting Q2/0 male plug	8	40

<sup>A</sup> Requires Harting Crimping Tool 03 99 000 0001

<sup>B</sup> Requires Harting Crimping Tool 03 99 000 0377

## SDX DIGITAL PID BENCHTOP TEMPERATURE CONTROLLER

**NEW!**

### Features & Benefits

- ▶ Compact benchtop temperature controller with advanced PID control or on/off control capabilities
- ▶ 4-key touch pad interface
- ▶ For indoor, dry environment applications
- ▶ Includes 1.5 m (5 ft) temperature sensor and C14 power plug for wiring controller to heater

### Specifications

**Voltage:** 100 – 240 VAC

**Maximum Amp Load:** 15 amps North America; 10 amps Europe

**Temperature Control Range:** 0°C to 999°C (0°F to 999°F)

**Temperature Display Units:** °C and °F

**Sensor Input:** Type-J or Type-K Thermocouple, or PT100-RTD

**Accuracy:** ±0,5% span ±1 digit at 25°C (77°F)

**Alarms:** Audible; Programmable for high or low absolute, or deviation

**Input Power Cord/Connections:** 2 m (6,5 ft) long with input power plug based on model

**Output Power Cord/Connection:** C13 receptacle with mating C14 plug

**Special Features:** Digital PID with Autotuning

#### Environmental Exposures:

Operating range: 0°C to 44°C (32°F to 111°F)

Storage range: -20°C to 70°C (-4°F to 158°F)

Relative humidity: < 95% non-condensing temperatures

**Enclosure Dimensions:** 162 mm D x 66 mm H x 241 mm L  
(6,4 in W x 2,6 in H x 9,5 in L)

**Bundles are available that include SDX controllers with our most popular heaters. See Temperature Controllers with Heater Bundles on page 164.**



**Plug & Play Power Cord**



Output power to heater

Input power

Temperature sensor

### Ordering Information Controllers

Part No.	Voltage	Sensor Type	Input Plug Type	Power Cord Part No. (Included)	Approvals
SDXJA		Type-J/T/C	NEMA 5-15		UL LISTED
SDXKA	100-125 VAC	Type-K/T/C		40911	UL LISTED
SDXRA		PT100-RTD			
SDXJB		Type-J/T/C	Ferrule Ends		
SDXKB	100-240 VAC	Type-K/T/C		40911-12	CE
SDXRB		PT100-RTD			
SDXJC		Type-J/T/C	NEMA 6-15		UL LISTED
SDXKC	100-240 VAC	Type-K/T/C		40911-01	UL LISTED
SDXRC		PT100-RTD			
SDXJD		Type-J/T/C	Schuko		
SDXKD	100-240 VAC	Type-K/T/C		41329-03	CE
SDXRD		PT100-RTD			
SDXJE		Type-J/T/C	UK Type G		
SDXKE	100-240 VAC	Type-K/T/C		40911-11	CE
SDXRE		PT100-RTD			

For replacement sensors, see page 181.



SDX shown with HL high-limit controller and SRL heating blanket

## SDC DIGITAL ON/OFF BENCHTOP TEMPERATURE CONTROLLER

### Features & Benefits

- ▶ 3-key push button interface
- ▶ On/off control
- ▶ Compact benchtop design
- ▶ Compatible with a wide range of heaters
- ▶ For indoor, dry environment applications
- ▶ Includes thermocouple and fully integrated power cord

### Specifications

**Voltage:** 120 or 240 VAC

**Maximum Amp Load:** 10 amps

**Temperature Control Range\*:**

- Type-J models: -40 to 371°C (-40°F to 700°F)

- Type-K models: -40 to 482°C (-40°F to 900°F)

**Temperature Display Units:** °C or °F based on model

**Sensor Input:** 1,5 m (5 ft) Type-J or Type-K Thermocouple factory installed

**Accuracy:** ± 1% full span

**Hysteresis:** Adjustable setting from 1° to 99° (°F or °C)

**Alarms:** Audible; Programmable for high or low range

**Input Power Cord/Connections:** 1,5 m (5 ft) long with:

- 120 VAC model: NEMA 5-15 plug

- 240 VAC model: NEMA 6-15 plug (other options available)

**Output Power Cord/Connection:** 1,5 m (5 ft) long with:

- 120 VAC model: NEMA 5-15R receptacle

- 240 VAC model: NEMA 6-15R receptacle (other options available)

**Special Features:** Password protection for all parameters except set-point; Sensor break operation option

**Environmental Exposures:**

Operating range: 0°C to 70°C (32°F to 158°F)

Storage range: -20°C to 80°C (-4°F to 176°F)

**Relative humidity:** < 80% non-condensing temperatures

**Enclosure Dimensions:** 140 mm W x 45 mm H x 108 mm D (5,5 in W x 1,75 in H x 4,25 in D)

\*Maximum temperature based on thermocouple, not temperature controller range

Note: Other plug and receptacle options available. Contact BriskHeat for more information.



Plug & Play



### Ordering Information

Part No.	Voltage	Sensor Type	Display °C or °F	Input Plug Type
SDC120JF-A	98-132 VAC	Type-J	° F	
SDC120KF-A		Type-K	° F	
SDC120JC-A		Type-J	° C	
SDC120KC-A		Type-K	° C	
SDC240JF-A	184-253 VAC	Type-J	° F	
SDC240KF-A		Type-K	° F	
SDC240JC-A		Type-J	° C	
SDC240KC-A		Type-K	° C	
SDC240JF-AE	184-253 VAC	Type-J	° F	Ferrule Ends* 
SDC240KF-AE		Type-K	° F	
SDC240JC-AE		Type-J	° C	
SDC240KC-AE		Type-K	° C	

\* Provided with loose NEMA 6-15 plug

**Bundles are available that include SDC controllers with our most popular heaters. See options on page 164.**

## SDCE DIGITAL ON/OFF BENCHTOP TEMPERATURE CONTROLLER

### Features & Benefits

- ▶ On/off control
- ▶ Includes factory-wired temperature sensor
- ▶ Ideal for use in dry, indoor environments
- ▶ Compact benchtop controller with 4-key touch pad interface
- ▶ Programmable in °F or °C
- ▶ Compatible with a wide range of heaters

### Specifications

#### Voltage:

- 120 VAC model: 100 to 125 VAC
- 230 VAC model: 100 to 240 VAC

**Maximum Amp Load:** 8 amps @ 120/240 VAC

#### Temperature Control Range:

- Type-J model: -40°C to 370°C (-40°F to 698°F)
- Type-K model: -40°C to 482°C (-40°F to 899°F)
- PT100-RTD model: -50°C to 450°C (-58°F to 842°F)

**Temperature Display Units:** °C and °F

**Sensor Input:** 1,5 m (5 ft) Type-J or Type-K thermocouple or PT100-RTD factory installed

**Accuracy:** ± 0,5% span ± 1 digit at 25°C (77°F)

**Hysteresis:** Adjustable setting from 1°-99° (°F or °C)

**Alarms:** Audible; programmable for high or low range

**Input Power Cord/Connections:** Designated by model

#### Output Power Cord/Connection:

- 120 VAC model: NEMA 5-15R receptacle
- 230 VAC model: Neutrik receptacle with mating plug (PN: 41329-03)

#### Environmental Exposures:

- Operating range: 0°C to 38°C (32°F to 100°F)
- Storage range: -20°C to 70°C (-4°F to 158°F)
- Relative humidity: < 95% non-condensing temperatures

**Enclosure Dimensions:** 133 mm W x 57 mm H x 127 mm D (5,25 in W x 2,25 in H x 5 in D)

### Applications

- R&D laboratory testing
- Food processing
- Emulsifying cosmetic components
- Industrial heating and drying
- Adhesive curing
- Gas handling
- Viscosity control
- Freeze protection



**Plug & Play Power Cord**



120 VAC



230 VAC

### Ordering Information

Part No.	Voltage	Sensor Type	Input Power Cord	Approvals
SDCERA	120V	PT100/RTD		
SDCEJA	120V	J-Type	2 m (6,6 ft) cord NEMA 5-15 plug	
SDCEKA	120V	K-Type		
SDCERB	230V	PT100/RTD		
SDCEJB	230V	J-Type	2 m (6,6 ft) cord ferrule-terminated leads	
SDCEKB	230V	K-Type		
SDCERC	230V	PT100/RTD		
SDCEJC	230V	J-Type	2 m (6,6 ft) cord NEMA 6-15 plug	
SDCEKC	230V	K-Type		
SDCERD	230V	PT100/RTD		
SDCEJD	230V	J-Type	2 m (6,6 ft) cord Schuko CEE 7/7 Plug	
SDCEKD	230V	K-Type		
SDCERE	230V	PT100/RTD		
SDCEJE	230V	J-Type	2,5 m (8,2 ft) cord UK Type G plug	
SDCEKE	230V	K-Type		

**Bundles are available that include SDCE controllers with our most popular heaters. See options on page 164.**

## HL101 DIGITAL TEMPERATURE LIMIT CONTROLLER

**NEW!**

Provides current cutoff to separate temperature controllers or devices with built-in temperature control based on reaching or exceeding a programmed high limit setpoint temperature.

### Features & Benefits

- ▶ Includes receptacle to connect HL101 to existing temperature controller or controlled device\*
- ▶ 4-key touch pad interface with manual reset
- ▶ 1,5 m (5 ft) power cord and 3 m (10 ft) temperature sensor included
- ▶ Adds high-limit safety cutoff for a wide range of indoor, dry environment applications
- ▶ Displays high limit or current temperature



120 VAC



240 VAC



**Plug & Play**

### Specifications

**Voltage:** 120 or 240 VAC (as ordered)

**Maximum Amp Load:** 15 amps

**Temperature Control Range:** 0°C to 999°C (0°F to 999°F)

**Temperature Display Units:** °C and °F (as ordered)

**Sensor Input:** Mini-connector, 3 m (10 ft) long, Type-J or Type-K Thermocouple (included)

**Control Module:** FM-approved with mechanical relay

**Accuracy:** ± 1% full scale

**Alarms:** Audible

**Input Power Cord/Connections:** 1,5 m (5 ft) long with input power plug based on model

**Output Connection:** Receptacle to match input cord



#### Environmental Exposures:

- Operating range: 0°C to 66°C (32°F to 150°F)
- Storage range: -20°C to 80°C (-4°F to 176°F)
- Relative humidity: < 95% non-condensing temperatures

**Enclosure Dimensions:** 133 mm x 57 mm x 127 mm (5,25 in x 2,25 in x 5 in)

\* HL101 requires a temperature controller (sold separately) except where included on heater.

### Ordering Information

Part No.	Voltage	Sensor Type	Temperature Display	Input Plug/ Output Receptacle
HL120JA-F	120 VAC	Type-J T/C	°F	 NEMA 5-15
HL120KA-F		Type-K T/C	°F	
HL120JA-C		Type-J T/C	°C	
HL120KA-C		Type-K T/C	°C	
HL240JC-F	240 VAC	Type-J T/C	°F	 NEMA 6-15
HL240KC-F		Type-K T/C	°F	
HL240JC-C		Type-J T/C	°C	
HL240KC-C		Type-K T/C	°C	

All safety-critical components, enclosures and materials used in the manufacture of this product are UL Listed/Recognized and suitably rated for the intended application.

### Additional Temperature Sensors

HL101 includes 10 ft (3 m) long sensor

Part No. Type-J Sensor	Part No. Type-K Sensor	Length m (ft)	Connector Type
TAJN05-AA	TAKN05-DA	1,5 (5)	Mini
TAJN10-AA	TAKN10-DA	3,0 (10)	Mini
TAJN25-AA	TAKN25-DA	7,6 (25)	Mini

## TEMPERATURE CONTROLLERS WITH HEATER BUNDLES

### Features & Benefits

- ▶ Heaters and controllers designed to work together
- ▶ Customize solutions to meet your application needs
- ▶ Add accessories for safety and efficiency
- ▶ One-shop convenience

### Choose your Heater\*

- Heating tapes and cords
- Beaker heaters and mantles
- Silicone rubber heating blankets
- Heating cables
- Custom cloth jackets
- Band and cartridge heaters

### Choose your Temperature Controller\*

- SDX digital PID benchtop
- SDC digital on/off benchtop
- SDCE digital on/off benchtop (CE)
- LYNX digital PID set
- TB4000/TC4000 high capacity wet-area
- BH-510/BH-610 digital wet-area controllers
- TC4X digital outdoor

### Choose your Accessories\*

- Temperature sensor
- HL101 high-limit safety cutoff
- Insul-Lock® insulation
- Silver-Series 2 Cloth insulators
- Adhesive tape
- Power plugs and connectors

\*Voltage of heater and controller must match to be used together. Load rating of temperature controller must be higher than required by heater.

**Contact BriskHeat for assistance in creating a customized bundle to meet your needs!**



## TC4000 HIGH-CAPACITY WET-AREA DIGITAL TEMPERATURE CONTROLLER

**NEW!**

### Features & Benefits

- ▶ Single or dual-zone suitable for outdoor, indoor, or washdown industrial environments
- ▶ Ideal for applications up to 24 amps per zone
- ▶ Handles self-regulating cable in-rush and high-watt heaters
- ▶ Circuit breakers for over current protection
- ▶ Heated version available

### Specifications

**Voltage:** 100-240, 480 VAC single or 3-phase

**Maximum Amp Load:** 30 amps per zone

**Temperature Control Range:**  
-40°C to 999°C (-40°F to 999°F)

**Temperature Display Units:** °C and °F

**Sensor Input:** Type-J or Type-K thermocouple

**Accuracy:** ±0,5% current temperature

**Hysteresis:** Configurable and applied to alarm, 0 to 999° absolute or symmetrical

**Alarms:** Audible

**Input/Output Power Connections:** Cage clamps

**Enclosure Rating/Classification Designation:** NEMA 4X enclosure with clear door; IP65 (requires IP65 fittings)

#### Environmental Exposures:

- Operating Range:
  - N Version: 0°C to 50°C (32°F to 104°F)
  - L Version: -40°C to 40°C (-40°F to 104°F)
- Storage Range: -20°C to 70°C (-4°F to 158°F)
- Relative Humidity: 20-85% at 50°C (122°F)

#### Enclosure Dimensions/Mounting:

406 mm W x 356 mm H x 178 mm D (16 in W x 14 in H x 7 in D) with 4 wall mounting legs



### Ordering Information

#### Part No. Matrix

TC4 X X X X

#### Control Zones:

- 1- Single Zone
- 2- Dual Zone

#### Current Rating:

- 1- One Output (30A)
- 2- Two Outputs (30A Each)

#### Voltage Rating:

- 1 - 100-240 VAC 1-Phase
- 2 - 480 VAC 1-Phase
- 3 - 100-240 VAC 3-Phase
- 4 - 480 VAC 3-Phase

#### Ambient Temp.:

- N: 0°C to 40°C (32°F to 104°F)
- L: -40°C to 40°C (-40°F to 104°F)

### Accessories

Part No.	Description
TCJN10-AA	Type-J Thermocouple 10 ft long, mini-connector for outdoor use
TCJN25-AA	Type-J Thermocouple 25 ft long, mini-connector for outdoor use
TCKN10-DA	Type-K Thermocouple 10 ft long, mini-connector for outdoor use
TCKN25-DA	Type-K Thermocouple 25 ft long, mini-connector for outdoor use

## TC4X DIGITAL TEMPERATURE CONTROLLER IN NEMA 4X ENCLOSURE

### Features & Benefits

- ▶ 3-key touch pad interface
- ▶ Includes A99 temperature sensor
- ▶ On/off control with status indicator
- ▶ Compatible with a wide range of heating devices
- ▶ Outdoor and wet-area use — NEMA 4X/IP66 watertight plastic enclosure
- ▶ LCD display with adjustable backlighting
- ▶ Programmable in both °F and °C
- ▶ Easy menu-based programming

### Specifications

**Voltage:** 110–240 VAC

**Maximum Amp Load:** 15 amps at 110–120 VAC; 10 amp at 208–240 VAC

**Temperature Control Range:** -34°C to 100°C (-30°F to 212°F)

**Temperature Display Units:** °C and °F

**Sensor Input:** A99 sensor for 1035 Ω at 25°C (77°F); 229 mm (9 in) or 1981 mm (78 in) factory installed

**Accuracy:** 1°C (± 2°F) between -15°C and 75°C (5°F and 167°F); diverging to 2°C (± 3°F) at -40°C (-40°F) and 100°C (212°F)

**Sensor Offset Range:** 3°C (±5°F)

**Output Relay:** Single-pole, double throw (SPDT)

**Input Power Cord/Connections:** Hardwire; NEMA 4X/IP66 requires watertight fitting

**Output Power Cord/Connection:** Hardwire; NEMA 4X/IP66 requires watertight fitting

**Special Features:** Wiring options for SPDT normally open or closed; adjustable parameter lock; short cycle delay reduces wear

#### Environmental Exposures:

- Operating range: -40°C to 60°C (-40°F to 140°F)
- Storage range: -40°C to 85°C (-40°F to 185°F)
- Relative humidity: < 95% non-condensing temperatures

**Enclosure Dimensions:** 71 mm W x 168 mm H x 71 mm D (2,81 in W x 6,63 in H x 2,81 in D)



### Ordering Information

Requires suitable watertight fitting for electrical connection (sold separately)

Part No.	Sensor Lead Length mm (in)
TC4X-1	229 (9)
TC4X-2	1981 (78)



### Accessories

Part No.	Description
41276-04	13 mm (0,5 in) diameter watertight conduit fitting suitable for NEMA 4 and 6 enclosures. Fits cable 4 mm to 11 mm (0,17 in to 0,45 in) diameter
A99BB-200C	A99 PTC temperature sensor. 6 mm (0,25 in) diameter, 1981 mm (78 in) length
A99BB-600C	A99 temperature sensor. 6 mm (0,25 in) diameter, 6096 mm (240 in) length



## BH-330 IN-LINE TEMPERATURE CONTROLLER & BH-310 REMOTE CONTROL

The BH-330 provides an “all in one” solution for process heating and control in an easy to install unit. Temperature monitoring and power to the heater are integrated into a single cable for a cleaner installation.

### Features & Benefits

- ▶ Sleek in-line design
- ▶ LED status indicator
- ▶ Wireless remote control programming
- ▶ Adjustable min/max temperatures
- ▶ Accessories for wall or pipe mounting
- ▶ Outdoor and wet-area use
- ▶ Fast-adaptive-tuning adjusts control parameters to your process
- ▶ Heater and sensor wires in one connection

### Specifications

**Input Voltage:** 90–260 VAC, 50–60 HZ

**Maximum Amp Load:** 10 amps

**Temperature Control Range:**

- Type-K Thermocouple: -200°C to 1350°C (-328°F to 2462°F)
- PT100-RTD: -25°C to 600°C (-13°F to 1112°F)

**Temperature Display Units:** None (requires WRZF310N-BH01 Remote)

**Display:** 3-color LED for signaling of operating conditions

**Sensor Input Options:** Option for Type-K thermocouple or PT100-RTD

**Operation:** Fast-Adaptive-Tuning (FAT)

**Input Power Cord/Connections:** 1 m (3,2 ft) long with 2-pin Schuko CEE 7/7 grounded plug

**Output Power Cord/Connection:** 0,6 m (1,9 ft) long with 6+PE connector

**Safety Features:**

Safety-shutdown-relay (breaks heating power circuit on sensor failure)

**Environmental Exposure:**

- Operating range: -20°C to 45°C (-4°F to 113°F)
- Storage range: -20° C to 85°C (-4° F to 185°F)
- Relative humidity: < 100% non-condensing temperatures

**Enclosure Dimensions (including cables):**

210 mm L x 45 mm W x 21 mm H (8.27 in Lx 1.75 in W x 0.82 in H)

**IP Rating:** IP67



**NEW!**



**Plug & Play**



IR remote control required, sold separately



**WRZMCH40-BH00**  
Wall mounting clip



**WRZMCH41-BH00**  
Wall mounting clip with hook and loop strap

### Ordering Information

Part No.	Description
<b>WRL330PR-BH01</b>	BH-330 in-line controller with PT100-RTD input
<b>WRL330KR-BH02</b>	BH-330 in-line controller with Type-K thermocouple input
<b>WRZF310N-BH01</b>	IR remote control programming unit (required)

### Accessories

Part No.	Description
<b>WRZMCH40-BH00</b>	Wall mounting clip
<b>WRZMCH41-BH01</b>	Mounting clip with 250 mm (9,8 in) hook and loop strap
<b>WRZMCH42-BH02</b>	Mounting clip with 500 mm (19,7 in) hook and loop strap
<b>WRZSOH904-BH01</b>	Controller connection to heater- 6+PE style

## **BH-510 & BH-610 OUTDOOR DIGITAL CONTROLLERS WITH FAST-ADAPTIVE-TUNING**

The BH-510 and BH-610 outdoor temperature controllers use Fast-Adaptive-Tuning (FAT) technology, optimizing the controller to adjust the logic between the setpoint temperature and actual temperature. They can be used in applications where accuracy is required, replacing PID controllers.

**NEW!**

### **Features & Benefits**

- ▶ Outdoor and wet-area use
- ▶ 4-key touch pad interface
- ▶ Fast-adaptive-tuning adjusts control parameters to your process
- ▶ 5 programming languages
- ▶ Auto-detect temperature sensor
- ▶ Programmable in both °C and °F
- ▶ Remote control programming option
- ▶ Wall mount (optional)

### **Specifications**

**Input Voltage:** 90-260 VAC, 50-60 HZ

**Maximum Amp Load:**

- BH-510: 10 amps (16 amps with external fuse)
- BH-610: 40 amps

**Temperature Control Range:**

- Type-K Thermocouple: -200°C to 1350°C (-328°F to 2462°F)
- PT100-RTD: -120°C to 850°C (-184°F to 1562°F)

**Temperature Display Units:** °C or °F

**Sensor Input:** Type-K, Type-J, Type-E, Type-N thermocouples; PT100 or PT1000 RTD

**Accuracy:** ± 2°C (3.6°F) up to 700°C (1292°F) <0.5% scale

**Programming Languages:** English, German, French, Spanish, and Japanese

**Display:** LCD graphic display with 3-color LEDs for signaling of operating conditions

**Sensor Input Options:** Type-K thermocouple, PT100-RTD or PT1000-RTD auto-detected, other thermocouple types programmable

**Operation:** Fast-adaptive-tuning (FAT)

**Safety Features:**

- All inputs potential-free with sensor break detection
- Hybrid Relay with safety-shutdown-relay (breaks heating power circuit on failure)
- Unfused connection requires external protection from overload or over-current

**Environmental Exposure:**

- Operating range: -20°C to 50°C (-4°F to 122°F)
- Storage range: -20°C to 85°C (-4°F to 185°F)
- Relative humidity: < 90% non-condensing temperatures

**Enclosure Dimensions:**

- BH-510: 151 mm x 125 mm W x 60 mm (5,94 in W x 4,92 in H x 2,36 in D)
- BH-610: 151 mm x 175 mm W x 90 mm (5,94 in W x 6,89 in H x 3,55 in D)

**IP Rating:** IP65 (when cover is closed)



BH-510

**NEW!**



BH-610

## BH-510 & BH-610 OUTDOOR DIGITAL CONTROLLERS WITH FAST-ADAPTIVE-TUNING

### Ordering Information

Part No.	Description
WRW510SR-BH01	BH-510 wall mounted outdoor temperature controller, 16A max
WRW610SR-BH01	BH-610 wall mounted outdoor temperature controller, 40A max

### Accessories

Part No.	Description
WRZMW110-BH01	Aluminum bracket for wall mounting
WRZF310N-BH01	IR remote control programming unit
THRN10-GA	RTD 100 Ohm 3,0 m (10 ft) long, with barrel tip and bare wire leads
THRN25-GA	RTD 100 Ohm 7,6 m (25 ft) long, with barrel tip and bare wire leads
TCKN10-GA	Type-K thermocouple 3,0 m (10 ft) long, with barrel tip and bare wire leads
TCKN25-GA	Type-K thermocouple 7,6 m (25 ft) long, with barrel tip and bare wire leads
TCJN10-GA	Type-J thermocouple 3,0 m (10 ft) long, with barrel tip and bare wire leads
TCJN25-GA	Type-J thermocouple 7,6 m (25 ft) long, with barrel tip and bare wire leads



**WRZMW110-BH01**  
Aluminum Bracket

## REMOTE CONTROL PROGRAMMING UNIT FOR BH-330, BH-510, & BH-610

### Features & Benefits

- ▶ Necessary to program in-line temperature controller
- ▶ Control range of 500 mm (20 in) up to 7000 mm (276 in)
- ▶ Displays PV (actual) and SV (set) temperatures
- ▶ Backlit LCD display
- ▶ Programs multiple controllers with individual setpoints
- ▶ Compatible with BH330, BH-510, and BH-610



**WRZF310N-BH01** IR Remote Control Programming Unit

### Specifications

**Operating Range:** 0°C to 40°C (32°F to 104°F)

**Batteries:** 1,5 VAC size AA x 2 (included)

**Enclosure Dimensions:** 135 mm x 70 mm x 24 mm (5,3 in x 2,8 in x 0,9 in)

### Ordering Information

Part No.	Description
WRZF310N-BH01	IR remote control programming unit

## TTD DIGITAL ON/OFF THERMOCOUPLE TEMPERATURE CONTROLLER

### Features & Benefits

- ▶ Red LED display
- ▶ 3-key push button interface
- ▶ Fuse protection
- ▶ Optional mounting bracket
- ▶ Easy to use on/off digital controller with audible alarm
- ▶ Outdoors or indoors — NEMA 3X/IP64
- ▶ Available in three temperature ranges

### Specifications

**Voltage:** 120 or 240 VAC

**Maximum Amp Load:** 15 amps

**Temperature Control Range:** 0°C to 79°C (32°F to 175°F); 0°C to 260°C (32°F to 500°F); 0°C to 537°C (32°F to 999°F)

**Temperature Display Units:** °C standard; °F on request

**Sensor Input:** Mini or standard type-K connection accuracy: ± 1% full scale

**Resolution:** 1°

**Hysteresis:** 5°

**Alarms:** Audible

**Input Power Cords/Connections:** 1,8 m (6 ft) long with

- 120 VAC model: NEMA 5-15 plug
- 240 VAC model: NEMA 6-15 plug

**Output Power Cords/Connections:** 4-pin receptacle with mating plug; IP67, NEMA 6P rated

**Special Features:** Mounting bracket included with TTD175-K120 and TTD175-K240

### Environmental Exposures:

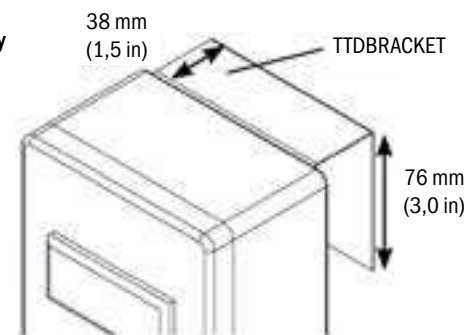
- Operating range: -10 to 55°C (14 to 131°F)
- Storage range: -20 to 80°C (-4 to 176°F)

**Enclosure Dimensions:** 203 mm x 121 mm x 95 mm (8 in x 4,75 in x 3,75 in)

**Enclosure Rating/Classification Designation:** NEMA 3X; IP64



Plug & Play



TTDBRACKET Installation

### Ordering Information

Part No. ° F Display	Part No. ° C Display	Volts	Range
TTD175-K120	TTD175-K120C	120	0 to 79°C (32 to 175°F)
TTD175-K240	TTD175-K240C	240	
TTD500-K120	TTD500-K120C	120	0 to 260°C (32 to 500°F)
TTD500-K240	TTD500-K240C	240	
TTD999-K120	TTD999-K120C	120	0 to 537°C (32 to 999°F)
TTD999-K240	TTD999-K240C	240	

### Accessories

Part No.	Description
11646	Replacement IP67 four-pin (NEMA 6P equivalent) output male plug assembly
TTDBRACKET	Optional mounting bracket kit. Included with TTD175-K120 and TTD175-K240

### Type-K thermocouple with mini connector

Part No. Outdoor Use	Part No. Indoor Use	Length m (ft)	Outdoor use thermocouple: PFA sleeving. Temperatures up to 260°C (500°F)
TCKN05-DA	TAKN05-DA	1,5 (5)	Indoor use thermocouple: Fiberglass sleeving. Temperatures up to 426°C (800°F)
TCKN10-DA	TAKN10-DA	3,0 (10)	

## ATEX HAZARDOUS-AREA DIGITAL CONTROLLER WITH LIMITER

### Features & Benefits

- ▶ 2 RTD sensor connections (control and limit)
- ▶ Sensor break and short circuit signal indicators
- ▶ LED indicator lights
- ▶ Clear glass window for easy viewing

**NEW!**



### Explosion protection marking

- ATEX certified for hazardous areas
- Controller and limiter in one enclosure
- Robust aluminum enclosure with mounting plate and hardware
- Dual 3-digit displays for controller and limiter
- Adjustable energy limiter for low resistance elements



### Explosion protection marking

Gas II 2G Ex e mb IIC T3 Gb  
 Dust II 2D Ex e mb IIIC T120°C Db  
 -40°C ≤ Ta ≤ +60°C (ambient temperature)

### EC-type examination certificate

TÜV 10 ATEX 556065

### Specifications

**Voltage:** 195–253 (230 nominal) VAC, 50–60 Hz

**Maximum Amp Load:** 25 amps

**Temperature Control Range:** 0°C to 450°C (32°F to 842°F)

**Temperature Display Units:** °C

**Sensor Input:** PT100-RTD (2 or 3-wire) terminals

**Limit Switching Point:** 2°C (3,6°F) below setpoint temperature

**Hysteresis:** 2°

**Alarms:** LED indicators with dry contacts

**External Protection:** 25 amp circuit breaker

**Input and Output Power Connections:** Strain relief cable glands included

**Temperature Protection:** Reversible temperature switch for enclosure

**IP Rating:** IP64

### Environmental Exposures:

Operating range: -20°C to 40°C (-4°F to 104°F) Enclosure

**Enclosure Dimensions:** 260 mm x 160 mm x 135 mm  
 (10,2 in x 6,3 in x 5,3 in)

**Weight:** 6 kg (13 lbs)

### Applications

- Viscosity control
- Freeze protection
- Temperature maintenance
- Process heating and melting

### Ordering Information

Part No.	Nominal Voltage	Sensor Input	Temperature Range	Maximum Amps
WEXRBL25-230ZESBH	230 VAC	PT100 RTD	0°C to 450°C (32°F to 842°F)	25



Required for use with all BriskHeat ATEX certified Gas Cylinder Warmers, IBC Heaters, and Full Coverage Drum Heaters. See options starting on page 134.

## BH2100 SMART CONTROLLER

The S1 is a single-circuit IoT heat trace controller for use in snow melting, freeze protection, and temperature maintenance applications. The cloud connection enables advanced monitoring and notification of your heating system.

### Features & Benefits

- ▶ WeatherWizard Technology activates heating system only when needed – can reduce energy costs by over 20%
- ▶ Access and monitor your heating system in the Cloud from anywhere, 24/7 – through Wi-Fi, Ethernet, or Cellular
- ▶ Building maintenance systems (BMS) integration through Modbus or BACnet
- ▶ Customized SMS and email notification alerts
- ▶ Current and temperature alarm configurations
- ▶ Thermistor or RTD for local temperature sensing
- ▶ Fire protection mode bypasses ground fault protection
- ▶ Dry contact for alarm output
- ▶ Double-pole relay allows for 240 VAC with 2 hot legs
- ▶ Designed for outdoor use with IP67 rating

### Specifications

**Voltage:** 120–277 VAC, 50/60 Hz

**Maximum Amp Load:** 30 amps AC resistive

**Temperature Control Range:** -18°C to 149°C (0°F to 300°F)

**Hysteresis:** -17°C to 2°C (1°F to 35°F)

**Temperature Display Units:** °C and °F

**Sensor Input:** 19 ft long thermistor (included) or 3-wire RTD (PT100)

**Accuracy:** ±1% @ -40°C to 105°C

**Alarm:** LED and dry contact (NC 2-amp at 250 VAC)

**Ground Fault Trip Level:** 30–300 mA

**Dry Contact Alarm:** Normally closed, or open on alarm (contacts rated for 2 amps max at 250 VAC, 14–24 AWG)

#### Communications:

- S1-A: Wi-Fi 802.11 dual band 2,4 GHz & 5 GHz; ethernet RJ45 Cat 5 or 6
- S1-C: Cellular only
- TIA/EIA 485 (RS-485) Modbus (isolated 3-wire 2x signal w/GND, 14–24 AWG)
- BACnet IP & MS/TP via preconfigured SMC Gateway

**Input/Output Connections:** Screw terminals for 10–18 AWG wire

#### Environmental Exposure:

- Operating Range: -30°C to 70°C (-22°F to 158°F)
- IP Rating: IP67

**Enclosure Dimensions:** 160 mm H x 92 mm D x 192 mm W  
(6,3 in H x 3,7 in D x 7,6 W)



**NEW!**

Easy mounting options



Link to weather data in your local area

## TD101 AUTOMATIC ON/OFF THERMOSTAT CONTROL

### Features & Benefits

- ▶ Weatherproof on/off thermostat control with temperature sensitive bimetal disc
- ▶ Mounts directly to heated surface
- ▶ Single pole double throw (SPDT) switch
- ▶ TD101X models are FM Approved for Class 1, Division 2 hazardous areas

### Specifications

**Voltage:** 120-277 VAC UL (120-240 VAC CSA)

**Maximum Amp Load:** 25 amps

**Temperature Control Range:** See ordering table

**Accuracy:**  $\pm 3,3^{\circ}\text{C}$  @  $10^{\circ}\text{C}$ - $27^{\circ}\text{C}$  range;  $\pm 2,7^{\circ}\text{C}$  @  $27^{\circ}\text{C}$ - $93^{\circ}\text{C}$  range  
 ( $\pm 6^{\circ}\text{F}$  @  $50^{\circ}\text{F}$ - $80^{\circ}\text{F}$  range;  $\pm 5^{\circ}\text{F}$  @  $81^{\circ}\text{F}$ - $200^{\circ}\text{F}$  range)

**Connection Wiring:** 1,2 m (4 ft) long bare wires

**Housing Construction:** Hermetically sealed black phenolic plastic housing

**Mounting Bracket:** 304 stainless steel bracket with (2) 4,3 mm (0,17 in) diameter holes

**Enclosure Rating/Classification Designation:** FM approved TD101X requires conduit fitting

**Environmental Operating Range:**  $-40^{\circ}\text{C}$  to  $105^{\circ}\text{C}$  ( $-40^{\circ}\text{F}$  to  $221^{\circ}\text{F}$ )



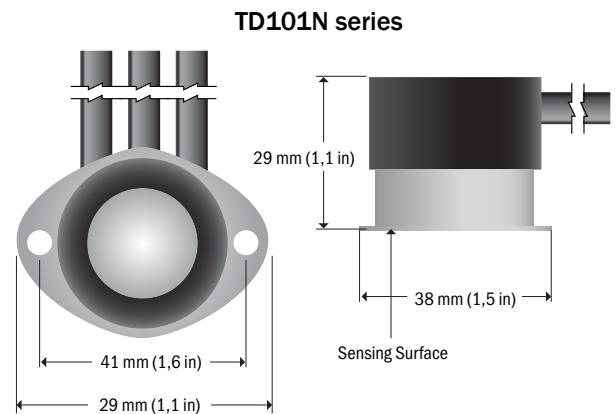
### Applications

TD101 is the ideal thermostat for individual circuits requiring a weatherproof device.


- Heat tracing for fluid systems
- Freeze protection
- Outdoor/wet area heating applications
- Over temperature limit switch or alarm

### Ordering Information

Part No.		Volts (VAC)	Amps	Settings	
Ordinary Location	Hazardous Area			Close °C (°F)	Open °C (°F)
TD101N-050	TD101X-050	Up to 277	25	3 (37)	9 (47)
TD101N-060	TD101X-060	Up to 277	25	7 (45)	16 (60)
TD101N-075	TD101X-075	Up to 277	25	16 (60)	24 (75)
TD101N-105	TD101X-105	Up to 277	25	32 (90)	41 (105)
TD101N-200	TD101X-200	Up to 277	25	85 (185)	93 (200)



**Moisture Resistant**



## TB110 HAZARDOUS-AREA BULB & CAPILLARY TEMPERATURE CONTROLLER

### Features & Benefits

- ▶ Temperature control on heat tracing, freeze protection, and process maintenance applications
- ▶ Numerous temperature range choices to fit your application
- ▶ Suitable for hazardous-area environments

### Specifications

**Voltage:** Up to 480 VAC

**Maximum Amp Load:** 22 amps

**Temperature Display Unit:** Dial setpoint °C and °F

**Sensor Input:** 304 stainless-steel bulb and capillary, 3 m (10 ft) long (remote sensing only)

**Power Connections:** Single pole double throw (SPDT) contacts

**Average Accuracy:** 3°C (±5°F)

**Hysteresis:** 3°C (6°F)

**Repeatability:** 1% of range

**Enclosure Rating:** NEMA 7 & 9, for hazardous areas

**Environmental Exposure Temperature Range:** -40°C to 71°C (-40°F to 160°F)



Class I Division 1 & 2 Group B, C, D  
Class II Division 1 & 2 Group E, F, G  
Class III  
Class I, Zone 1, Group IIB + H2T6



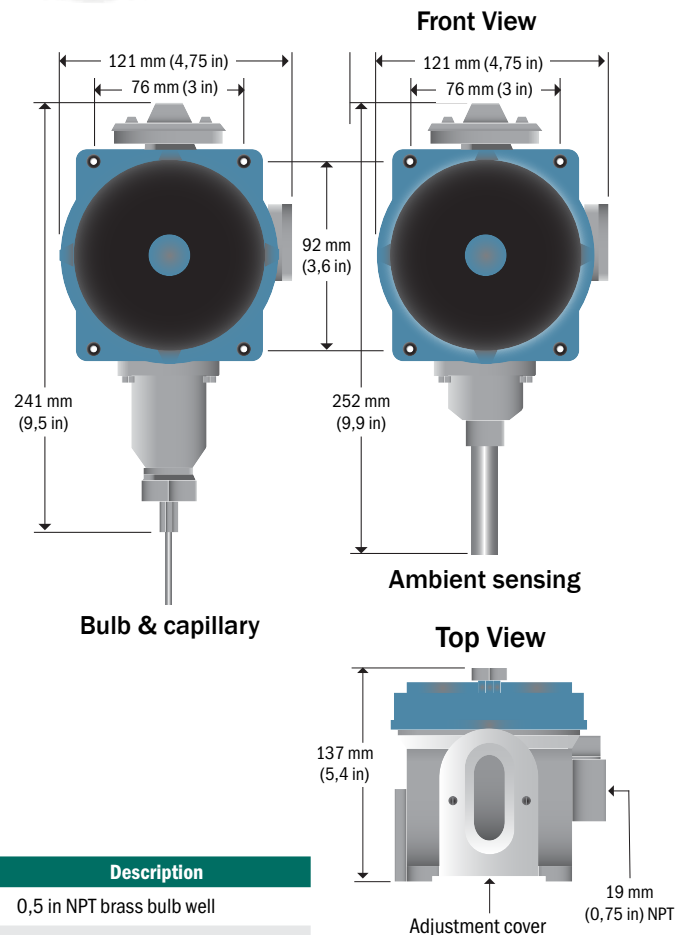
II 2 G Ex d IIC T6 Gb  
II 2 D Ex tb IIC T85°C Db IP66  
Tamb = -40°C to 75°C



Ex d IIC T6 Gb  
Ex tb IIC T85°C Db IP66  
Tamb = -40°C to 75°C



Set-point dial protected within a NEMA 7 & 9 enclosure



### Ordering Information

#### Bulb and Capillary

Single set-point Part No.	Dual set-point Part No.	Set-point range	Bulb Dimensions	
			Diameter mm (in)	Length mm (in)
TB111N-325	TB112N-325	-4°C-163°C (25°F-325°F)	6 (0,25)	200 (10,25)
TB113N-650	TB114N-650	149°C-343°C (300°F-650°F)	6 (0,25)	318 (12,50)

The Dual set-point controller has two independent set-point dials and two independent SPDT contacts allowing two different temperature set-points.

#### Ambient Sensing

Part No.	Set-point range	Bulb Dimensions	
		Diameter mm (in)	Length mm (in)
TB110N-140	-9°C-60°C (15°F-140°F)	14 (0,56)	68 (2,69)

#### Accessories

Part No.	Description
TB110N-BW	0,5 in NPT brass bulb well
TB110N-BWS	0,5 in NPT stainless steel bulb well



## TB261N AMBIENT SENSING CAPILLARY TEMPERATURE CONTROLLER

### Features & Benefits

- ▶ Controls based on ambient conditions
- ▶ Suitable for outdoor use
- ▶ Manually set desired temperature

### Specifications

**Voltage:** Up to 277 VAC

**Maximum Amp Load:** 22 amps

**Temperature Control Range:** 20°F to 110°F

**Temperature Display Unit:** °F only

**Sensor Type:** Corrosion resistant vinyl-coated ambient sensing bulb and capillary

**Hysteresis:** 1,6°C (3°F)

**Power Connection:** Single pole double throw (SPDT) contacts

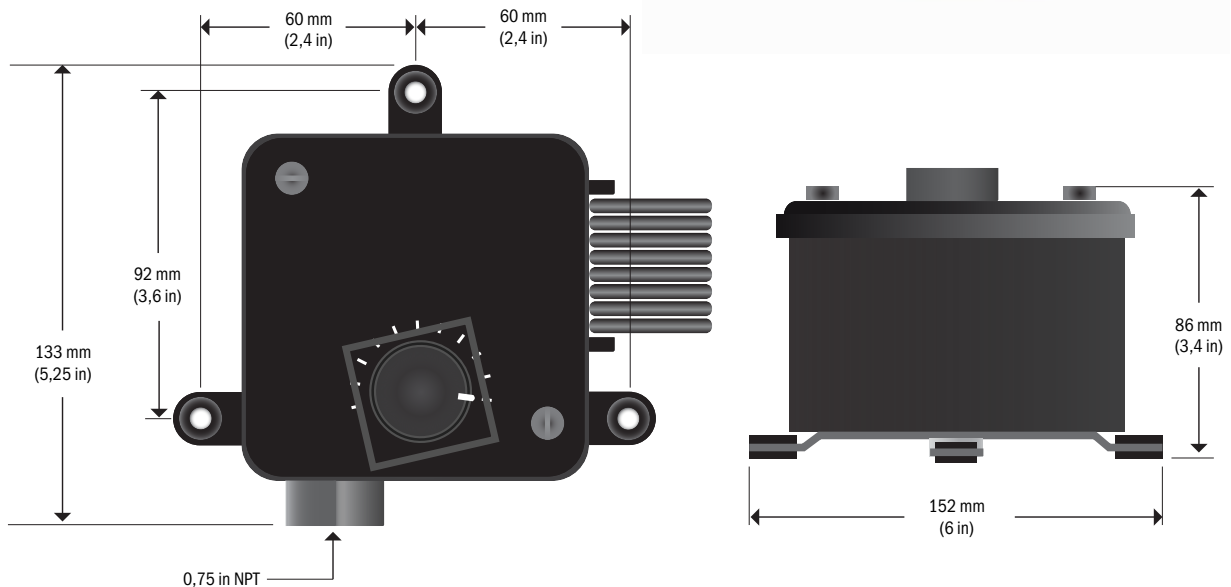
**Environmental Exposure Operating Range:** -40°C to 71°C (-40°F to 160°F)

**Enclosure Dimensions:** 133 mm x 152 mm x 86 mm (5,25 in x 6 in x 3,4 in)



### Ordering Information

Part No.	Volts	Amps	Range
TB261N-110	Up to 277	22	-7°C to 43°C (20°F to 110°F)



## TB250N ALL-PURPOSE BULB & CAPILLARY TEMPERATURE CONTROLLER

### Features & Benefits

- ▶ 2 temperature ranges
- ▶ SPDT switch
- ▶ Suitable for outdoor use
- ▶ Simple dial setpoint
- ▶ NEMA 3R enclosure

### Applications

- Heat tracing
- Freeze protection
- Process heating



Set point dial protected within a NEMA 3R enclosure

### Specifications

**Voltage:** Up to 277 VAC

**Maximum Amp Load:** 22 amps

**Temperature Control Range:** 0°F to 150°F, or 100°F to 250°F

**Temperature Display Unit:** Dial setpoint °F

**Hysteresis:** 3°C (6°F)

**Sensor Input:** Tinned copper bulb and capillary, 3 m (10 ft) long

#### Environmental Exposures:

Operating range: -40°C to 71°C (-40°F to 160°F)

**Enclosure Dimensions:** 143 mm x 132 mm x 86 mm  
(5,6 in x 5,2 in x 3,4 in)

### Bulb Dimensions

Diameter	Length
8 mm (0,30 in)	64 mm (2,5 in)

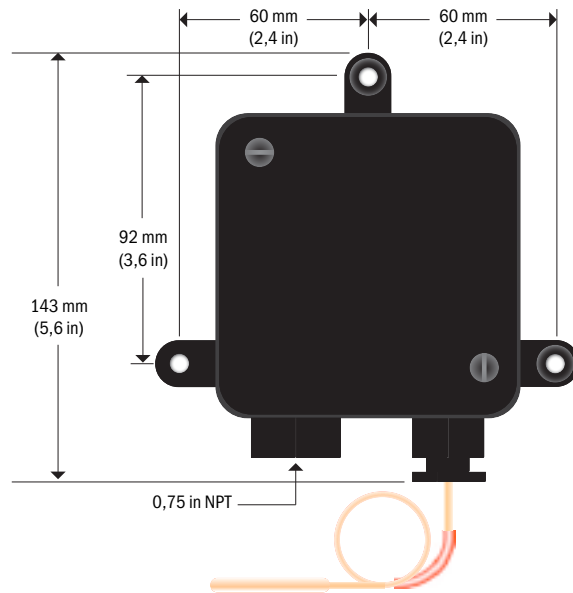


### Ordering Information

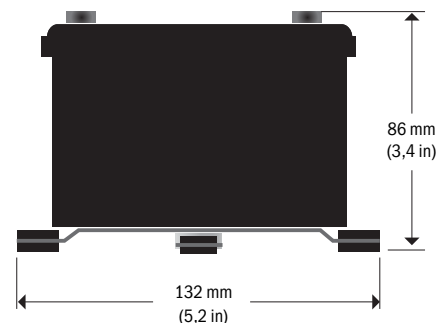
Part No.	Volts	Amps	Range
TB250N-150	Up to 277	22	-18°C to 66°C (0°F to 150°F)
TB250N-250	Up to 277	22	38°C to 121°C (100°F to 250°F)

### Accessories

Part No.	Description
TB250N-2BW	71 mm (0,5 in NPT x 2,8 in) copper bulb well



Front View



Top View

## TB4000 HIGH-CAPACITY BULB & CAPILLARY TEMPERATURE CONTROLLER

### Features & Benefits

- ▶ High amperage load up to 50 amps per zone
- ▶ Available with temperature cut off
- ▶ Suitable for outdoor use
- ▶ Simple dial setpoint
- ▶ Multiple configurations
- ▶ NEMA 4X enclosure
- ▶ Easy-view clear plastic door

### Specifications

**Voltage:** 120, 240, 277, or 480 VAC with 3-phase option

**Maximum Amp Load:** Up to 50 amps per zone

**Temperature Control Range:** 0°F to 150°F, 50°F to 300°F, or 150°F to 650°F

**Temperature Display Unit:** Dial setpoint °F

**Accuracy:** ± 3°C (± 5°F)

**Hysteresis:** 2% of full scale

**Sensor:** 304 stainless-steel bulb and capillary, 3 m (10 ft) long

**Environmental Exposure:**

Operating range: -40°C to 71°C (-40°F to 160°F)

**Enclosure Material:** Plastic or stainless steel

**Enclosure Dimensions:** 143 mm x 132 mm x 86 mm (5,6 in x 5,2 in x 3,4 in)



Easy-to-set dial controller within NEMA 4X enclosure

### Ordering Information

#### Part Number Matrix

**TB 4 4 1 2 - 150**

**Product Series** \_\_\_\_\_

**Type of Enclosure** \_\_\_\_\_

4- (Plastic), 5- (Metal)

**Control Options** \_\_\_\_\_

1- (Single Zone)

2- (Single with Low or High Temperature Alarm)

3- (Single with High Limit Cutout)

4- (Dual Zone)

**Contactors** \_\_\_\_\_

0- (No contactor / 15 amps - Single Phase)

1- (One contactor / 50 amps - Single or Three-Phase)

2- (Two contactors / 50 amps each - Single or Three-Phase)

**Voltage** \_\_\_\_\_

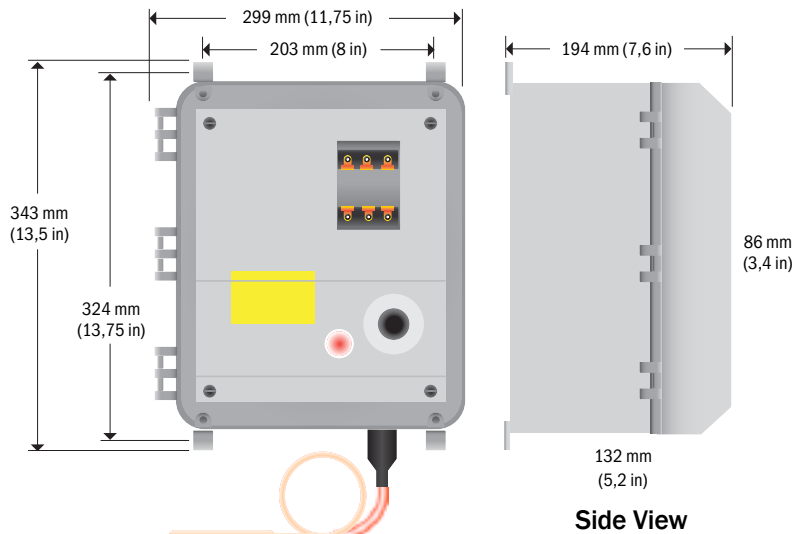
1- (120), 2- (240), 3- (277), 4- (480)

**Temperature Range** \_\_\_\_\_

150- (-17 to 66°C [0 to 150°F])

300- (10 to 149°C [50 to 300°F])

650- (66 to 343°C [150 to 650°F])



### Bulb Dimensions

Temperature Range	Diameter mm (in)	Length mm (in)
-18°C to 66°C (0°F to 150°F)	10 (0,38)	175 (6,88)
10°C to 149°C (50°F to 300°F)	10 (0,38)	111 (4,38)
66°C to 343°C (150°F to 650°F)	10 (0,38)	92 (3,63)

## TSO PORTABLE BULB & CAPILLARY TEMPERATURE CONTROLLER

### Features & Benefits

- ▶ For indoor general purpose applications
- ▶ Manually set your desired temperature
- ▶ Portable, plug-and-play design
- ▶ Two temperature range choices to fit your application



Plug & Play



### Specifications

**Voltage:** 120 VAC or 240 VAC

**Maximum Amp Load:** 15 amps

**Temperature Control Range:** 16°C to 121°C (60°F to 250°F)  
or 66°C to 288°C (150°F to 550°F)

**Temperature Display Unit:** °F only

**Sensor Input:** Copper bulb and capillary, 1,2 m (4 ft) long

**Accuracy:** 3°C (±5°F)

**Hysteresis:** 3°C (6°F) Input

#### Power Cords/Connections:

1,8 m (6 ft) long with plug

-120 VAC: NEMA 5-15

-240 VAC: NEMA 6-15

#### Output Power Connections:

-120 VAC: NEMA 5-15R

-240 VAC: NEMA 6-15R

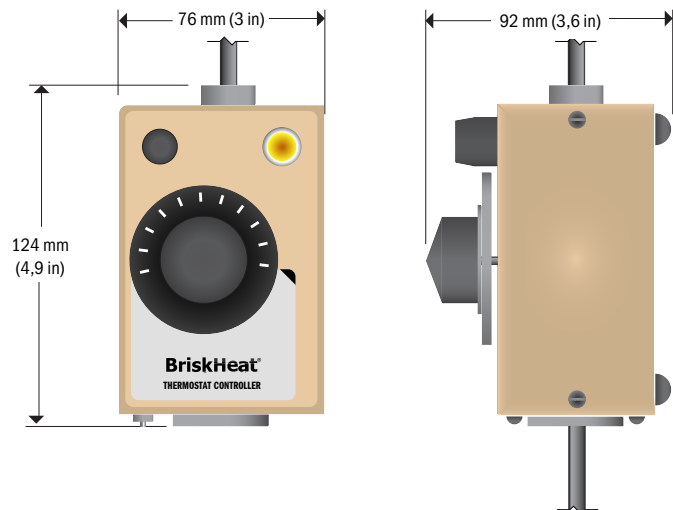
#### Environmental Exposure:

Operating range: -40°C to 71°C (-40°F to 160°F)

**Enclosure Dimensions:** 124 mm x 76 mm x 90 mm  
(4,9 in x 3 in x 3,6 in)

### Bulb Dimensions

Diameter mm (in)	Length mm (in)
10 (0,38)	102 (4)



### Ordering Information

Part No.	Volts	Amps	Range
TS0991-250	120	15	16°C to 121°C (60°F to 250°F)
TS0991-550	120	15	66°C to 288°C (150°F to 550°F)
TS0992-250	240	15	16°C to 21°C (60°F to 250°F)
TS0992-550	240	15	66°C to 288°C (150°F to 550°F)

## TP0 PORTABLE TIME PERCENTAGE CONTROLLER

### Features & Benefits

- ▶ For indoor general purpose applications
- ▶ Portable, plug-and-play design
- ▶ Adjustable time percentage control

### What is Time Percentage Control?

Time percentage control varies the proportion (length) of time the heater is in the “on or off” in heating mode. The heating application will determine the actual percentage setpoint required. The controller does not use a temperature sensor and therefore satisfactory operation requires occasional supervision under changing load conditions.

### Specifications

**Voltage:** 120 or 240 VAC

**Maximum Amp Load:** 15 amps

**Time Percentage Control:** 5% to 100%

**Input Power Cords/Connections:** 1,8 m (6 ft) long with plug

- 120 VAC: NEMA 5-15
- 240 VAC: NEMA 6-15

**Output Power Connections:**

- 120 VAC: NEMA 5-15R
- 240 VAC: NEMA 6-15R

**Environmental Exposure:**

Operating range: -40°C to 71°C (-40°F to 160°F)

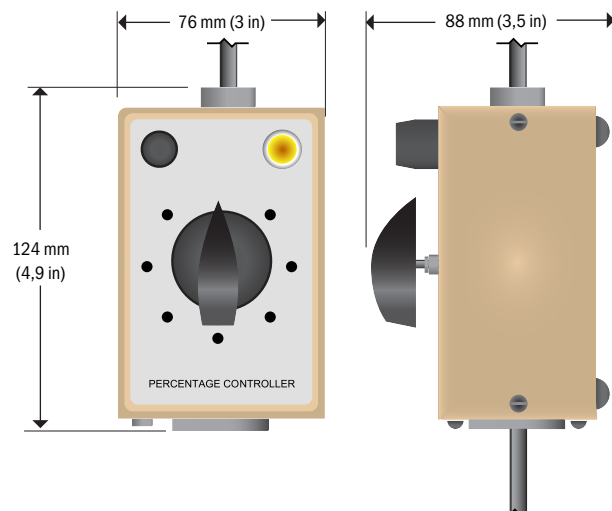
**Enclosure Dimensions:** 124 mm x 76 mm x 88 mm (4,9 in x 3 in x 3,5 in)

### Ordering Information

Part No.	Volts	Amps	Range
TP0941-000	120	15	5 to 100%
TP0942-000	240	15	5 to 100%



**Plug & Play**



## COMMON POWER PLUGS & CONNECTOR INFORMATION

Ordering Part No. (Male Plug)	Description	Voltage	Plug	Approval	Rated Amps	Heater Plug Suffix	Mating Receptacle	Commonly Used	Image
N/A	Ferrule Ends	-	N/A	-	-	A	N/A	SDC, SDCE, SDX, SR Blankets, 240 VAC heaters	
10108	3 Pin, 3 Wire (Twist Lock)	125/250 VAC	N/A	UL	30	B	10127	Misc SR and SRL Blankets	
10113	2 Pin, 3 Wire (Straight Blade)	125 VAC	NEMA 5-15	UL; CSA	15	D	10131	LYNX Dock Recp "A"	
10115	2 Pin, 2 Wire (Not grounded)	125 VAC	NEMA 1-15	UL	15	-	10115-02		
10119-01	ML-2 Mini-Twist Lock	125 VAC	NEMA ML-2	UL; CSA	15	-	10132-01	LYNX Dock Recp "L"	
10431	2 Pin, 3 Wire (Twist Lock)	250 VAC	L6-15	UL; CSA	15	-	40205-01	LYNX OI & Power "F"	
10478	2 Pin, 3 Wire (Straight Blade)	250 VAC	NEMA 6-15	UL; CSA	15	E	10434	LYNX OI & Power "D" LYNX Dock Recp "D"	
10814	2 Pin, 3 Wire (Twist Lock)	250 VAC	L6-30	UL; CSA; CE	30	G	10919	ACR3 - "CE" versions 20937-240"	
11270	3 Pin, 4 Wire (Twist Lock)	250	L15-30	UL; CSA	30	C	11270-01	ACR3 Output Cord for Heaters	
11670-04	2 Pin, 3 Wire IEC14 (m) IEC13 (f)	120/250 VAC	N/A	UL; CSA; VDE	10@250 VAC	-	10134	LYNX Dock Recp "G"	
11773-02	5 Pin, 5 Wire 3P +E+N	415 VAC	N/A	UL; CE	32	-	N/A	ACR3 - "3CE" versions 20937-220"	
20585-03M*	9 Pos Amp Mate-N-Lok (Crimp Pins Included)	600 VAC	N/A	cRUus; CSA	15	-	20585-02	Used on LYNX Docs and Harnesses	
20937-01*	3 Pin CPC Connector (Crimp Pins Included)	250 VAC	N/A	cRUus; CSA	30	H	20937-03	ACR3 Power	
20971M*	7 Position CPC Connector (Crimp Pins Included)	600 VAC	N/A	cRUus; CSA	30	K	N/A	ACR3 Heater	
20978-03M*	3 Position Harting HAN Q2/0 (Crimp Pins Included)	600 VAC	N/A	UL; CSA; CE	15	-	20978-11	MPC2 LYNX Dock Recp "H"	
20978-20M*	Special Multipurpose Harting (Crimp Pins Included)	1000 VAC	N/A	CE	40	-	20978-22	Used on MPC2	
20978-33M*	5 Position Harting (Crimp Pins Included)	600 VAC	N/A	UL; CSA; CE	40	M	20978-32	ACR3 - "3CE" versions	
40712	2 Pin, 3 Wire (Twist Lock)	125 VAC	L5-30	UL; CSA	30	F	40758	ACR3 Power Input Cord	
41289-02	2 Pin, 3 Wire UK Type G	250 VAC	N/A	CE	15	-	N/A	LYNX OI & Power "E"	
41289-05	2 Pin, 3 Wire Schuko CEE 7/7	250 VAC	N/A	CE	15	-	41289-06	LYNX OI & Power "C"	

\* Requires a crimping tool not provided by BriskHeat. Contact plug manufacturer for crimp tool assistance

## STANDARD SENSOR OPTIONS

Temperature controllers are typically used to increase or decrease the amount of power used to heat or cool a process. There are a variety of thermocouple types made from different alloys which are calibrated to different ranges. The temperature controller receives a signal from the sensor and interprets it as a temperature. To provide the correct temperature, the controller type must match the sensor type. A Type-J thermocouple has to be paired with a

controller that is set to accept a signal from a Type-J thermocouple. Using incompatible sensors and controllers will provide inaccurate temperature measurements.

Sensor placement is important for proper process control. It should be located where the temperature is most critical and should maintain direct contact by using tape, paste, or epoxy.



PT100 RTD Outdoor Sensor with White PTFE Slewing

**NOTE:** Type-J and K Outdoor Sensors have Brown PTFE Slewing



Type-J or K Indoor Sensor with Fiberglass Slewing

### Outdoor Rated Sensors

Part No. Type-J Sensor	Part No. Type-K Sensor	Part No. PT100 RTD Sensor	Length m (ft)	Connector Type
TCJN05-BA*	TCKN05-EA*	THR05-LA*	1,5 (5)	Standard
TCJN10-BA*	TCKN10-EA*	THR10-LA*	3 (10)	Standard
TCJN25-BA*	TCKN25-EA*	THR25-LA*	7,6 (25)	Standard
TCJN05-AA	TCKN05-DA	THR05-HA*	1,5 (5)	Mini
TCJN10-AA	TCKN10-DA	THR10-HA*	3 (10)	Mini
TCJN25-AA	TCKN25-DA*	THR25-HA	7,6 (25)	Mini
TCJN05-GA*	TCKN05-GA*	THR05-GA*	1,5 (5)	Bare Leads
TCJN10-GA*	TCKN10-GA*	THR10-GA*	3 (10)	Bare Leads
TCJN25-GA*	TCKN25-GA*	THR25-GA*	7,6 (25)	Bare Leads

\*Indicates new part

### Indoor Rated Sensors

Part No. Type-J Sensor	Part No. Type-K Sensor	Length m (ft)	Connector Type
TAJN05-AA*	TAKN05-DA	1,5 (5)	Mini
TAJN10-AA*	TAKN10-DA	3 (10)	Mini
TAJN25-AA*	TAKN25-DA	7,6 (25)	Mini
TAJN05-GA*	TAKN05-GA*	1,5 (5)	Bare Leads
TAJN10-GA*	TAKN10-GA*	3 (10)	Bare Leads
TAJN25-GA*	TAKN25-GA*	7,6 (25)	Bare Leads
TAJN05-BA-ROHS**		1,5 (5)	Standard
TAKN05-EA-ROHS**		1,5 (5)	Standard
THR05-JA-ROHS**		1,5 (5)	Standard

\*\* Materials are RoHS compliant

### Accessories

Part No.	Description
PSAT36A	<b>Standard Fiberglass Tape</b> Suitable for General Purpose Applications Size: 13 mm x 38 m (0,5 in x 108 ft) Silicone Adhesive Temp Limit: 200°C (392°F)
AAT2180	<b>High Temperature Aluminum Tape</b> Designed for applications above 200°C (392°F) Size: 51 mm x 55 m (2 in x 180 ft) Silicone Adhesive w/Liner Temp Limit: 260°C (500°F)



### Heat Conductive Putty

Used to fill voids between cable and pipe surface

Part No.	Description
HCP1	Size: 0,5 kg (1 lb)
HCP3	Size: 14 kg (3 lb)



# HEAT

IT'S IN OUR NAME

BriskHeat has been meeting a diverse range of industrial heating needs since 1949. BriskHeat designs and manufactures flexible heating elements, control systems, and accessories that provide custom solutions for process heating, freeze protection, viscosity control, and condensation prevention.

BriskHeat's products are utilized in all types of markets from petrochemicals and semiconductors to food processing and biotech. And BriskHeat is THE WORLDWIDE leader in flexible surface heat trace products that meet the needs of global customers in virtually every industry.



**BriskHeat®**

4800 Hilton Corporate Drive  
Columbus, OH 43232  
800-848-7673 | 614-294-3376  
BriskHeat.com  
bhtsales1@briskheat.com



# HEATING MANTLES & BEAKERS



**BriskHeat®**

## HEATING MANTLES FOR LABORATORY FLASKS

BriskHeat® Heating Mantles offer uniform heat distribution for round-bottom flasks. Whether the need is a self-standing mantle, a mantle to fit in a basket ring stand, or a full coverage zippered mantle, BriskHeat® Heating Mantles provide the solution.

### Features & Benefits

- ▶ Molded to fit round-bottom flasks
- ▶ Basket ring stand or bench top models
- ▶ Temperatures up to 482 °C (900 °F)
- ▶ Low-watt density



Temperatures  
Up to  
482 °C (900 °F)



## EASY WAYS TO ORDER

1. Contact your local distributor. Check BriskHeat.com to locate a local distributor.
2. Call BriskHeat® at 800-848-7673 or 614-294-3376. We have a staff of application specialists to solve your unique needs.
3. Order online at BriskHeat.com - 24/7.

## PAYMENT TERMS

### Credit Card Options



### Net 30 Option

Net 30 Terms are available to qualified companies. Please contact your Account Manager for additional details.

## METAL-HOUSED HEATING MANTLES

### Features & Benefits

- ▶ Uniform heat distribution with round bottom flasks for temperatures up to 450°C (842°F)
- ▶ Chemical-resistant metal housing
- ▶ Safe to touch tabletop design
- ▶ Grounded for electrical safety
- ▶ Adjustable min/max heating for low/high volume contents
- ▶ Stir bar included with magnetic stirrer mantles
- ▶ Easy-to-use simple plug-and-play design
- ▶ Easy-to-clean
- ▶ Safe alternative to other heating methods like a Bunsen burner
- ▶ Suitable for high temperatures
- ▶ Durable, long life



Plug & Play



Temperatures  
Up to  
450°C (842°F)



(Models with crimped  
ferrule leads)



with Magnetic Stirrer and Control

### Specifications

**Maximum Exposure Temperature:** 450°C (842°F)

**Outer Construction:** Plastic coated chemical resistant housing

**Voltage:** 120 or 240 VAC

**Power Cord:** 1,5 m ft (5) long with

- 120 VAC: 3-prong plug (NEMA 5-15P)

- 240 VAC: Crimped ferrule leads

**IP Rating:** IP20

### Applications

- Heating and/or boiling liquid
- Distillation
- Chemical reactions
- Reflux set-ups
- Lab scale synthesis
- Storing culture media



with Control



without Control  
external control required

## METAL-HOUSED HEATING MANTLES

Heating basket provides uniform heat

Durable plastic-coated chemical resistant metal housing

Adjustable-speed stirring control (Max 1600 RPM)

On/off switch

LED heater-on indicator light

Egg-shaped magnetic stir bar (PTFE coated)



**NEW!**

1,5 m (5 ft) power cord with 3-prong plug (NEMA 5-15P) [120 V] or crimped ferrule leads [240 V]

Min/max heater control for low/high volume of flask contents

Time percentage on/off heater control

### Ordering Information

WITH MAGNETIC STIRRER AND BUILT-IN CONTROLLER		WITH BUILT-IN CONTROLLER		NO CONTROLLER		Size (ml)	Total Watts
Part No.	Part No.	Part No.	Part No.	Part No.	Part No.		
120 V	120 V	240 V	120 V	240 V	120 V	240 V	
-	HM0050MC1	HM0050MC2	HM0050MH1	HM0050MH2	50	60	
HM0100MS1	HM0100MC1	HM0100MC2	HM0100MH1	HM0100MH2	100	110	
HM0250MS1	HM0250MC1	HM0250MC2	HM0250MH1	HM0250MH2	250	165	
HM0500MS1	HM0500MC1	HM0500MC2	HM0500MH1	HM0500MH2	500	220	
HM1000MS1	HM1000MC1	HM1000MC2	HM1000MH1	HM1000MH2	1000	325	
-	HM2000MC1	HM2000MC2	HM2000MH1	HM2000MH2	2000	545	
-	HM3000MC1	HM3000MC2	HM3000MH1	HM3000MH2	3000	650	
-	HM4000MC1	HM4000MC2	HM4000MH1	HM4000MH2	4000	815	
-	HM5000MC1	HM5000MC2	HM5000MH1	HM5000MH2	5000	935	
-	HM6000MC1	HM6000MC2	HM6000MH1	HM6000MH2	6000	1090	

### Replacement Stir Bar



Flask Size (ml)	Stir Bar Size mm (in)	Part No.
100	15 x 30 (0,6 x 1,2)	SB15X30
250	15 x 35 (0,6 x 1,4)	SB15X35
500	20 x 40 (0,8 x 1,6)	SB20X40
1000	20 x 50 (0,8 x 2,0)	SB20X50

### Accessories



HCLAMP



GFCI01

Description	Part No.
Support clamp for laboratory frame rods (Accommodates up to a 13 mm diameter rod).	HCLAMP
Converts a standard outlet into a GFCI protected outlet. For 120 VAC use, max 15A.	GFCI01

## CLOTH HEATING MANTLES FOR RING STANDS

### Features & Benefits

- ▶ Applies uniform heat to round-bottom flasks —  
Temperatures up to 450 °C (842 °F)
- ▶ Low-watt density
- ▶ Several styles and sizes to choose from
- ▶ Easily installs on basket ring stands
- ▶ Safe alternative to other heating methods  
like a Bunsen burner
- ▶ Easy-to-use
- ▶ Suitable for high temperatures



**Temperatures  
Up to  
450 °C (842 °F)**



**Lower Hemispherical Heating Mantle**  
page 188

### Specifications

**Maximum Exposure Temperature:** 450°C (842°F)

**Outer Construction:** Fiberglass outer shell

**Heating Element:** Multi-stranded resistance wire for increased durability. Knit and braided for uniform heat coverage

**Voltage:** 120 or 240 VAC

**Power Leads:** 76 mm (3 in) long with

- 120 VAC: Twist lock connector (NEMA L1-15R) and 1,2 m (4 ft) long extension cord with 2-prong plug (NEMA 1-15P)
- 240 VAC: Crimped ferrule leads

**IP Rating:** IP20



**Upper Hemispherical Heating Mantle**  
page 189



Installs easily on basket ring stands



**Spherical Heating Mantle**  
page 189

## CLOTH HEATING MANTLES FOR RING STANDS

### Ordering Information

#### Lower Hemispherical Cloth Heating Mantle

120 VAC	Part No.		Size ml	Total Watts
	240 VAC			
HM0050-HS1	HM0050-HS2		50	60
HM0100-HS1	HM0100-HS2		100	80
HM0125-HS1	HM0125-HS2		125	80
HM0200-HS1	HM0200-HS2		200	100
HM0250-HS1	HM0250-HS2		250	180
HM0500-HS1	HM0500-HS2		500	270
HM1000-HS1	HM1000-HS2		1000	380
HM2000-HS1	HM2000-HS2		2000	500
HM3000-HS1	HM3000-HS2		3000	500
HM5000-HS1	HM5000-HS2		5000	600
HM12000-HS1	HM12000-HS2		12000	1300



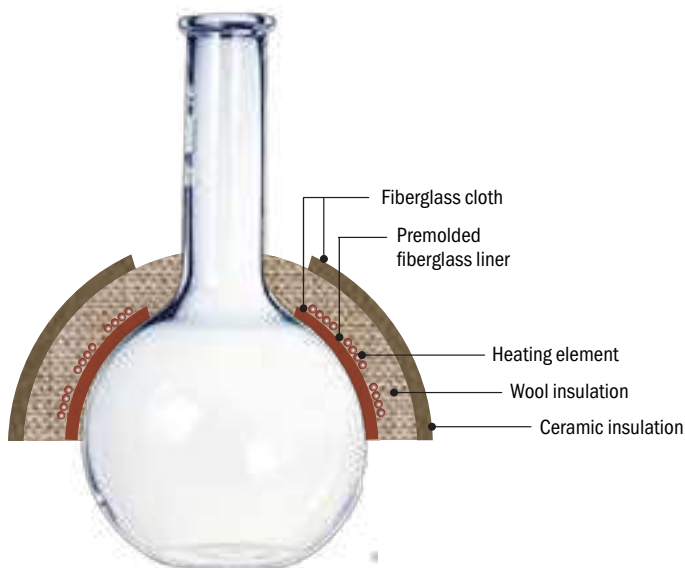
**IMPORTANT:** Temperature controller is required for these products. See options starting on page 145.

**Custom Sizes and Designs Available:** Contact BriskHeat® or your local distributor for more information.

## CLOTH HEATING MANTLES FOR RING STANDS

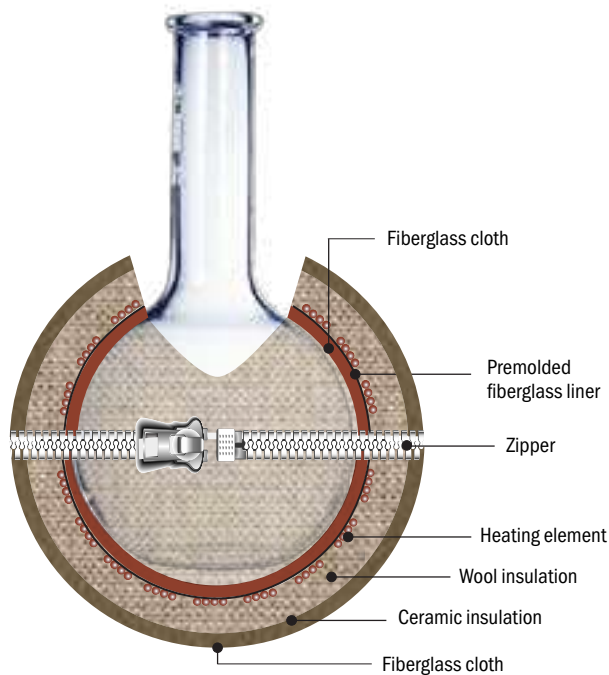
### Upper Hemispherical Cloth Heating Mantle

Part No.		Size ml	Total Watts
120 VAC	240 VAC		
HM0250-TS1	HM0250-TS2	250	140
HM0500-TS1	HM0500-TS2	500	140
HM1000-TS1	HM1000-TS2	1000	140
HM2000-TS1	HM2000-TS2	2000	200
HM3000-TS1	HM3000-TS2	3000	200
HM5000-TS1	HM5000-TS2	5000	300



### Spherical Cloth Heating Mantle

Part No.		Size ml	Total Watts	
120 VAC	240 VAC		upper	lower
HM0500-SS1	HM0500-SS2	500	0	270
HM1000-SS1	HM1000-SS2	1000	140	380
HM2000-SS1	HM2000-SS2	2000	200	500



**IMPORTANT:** Temperature controller is required for these products. See options starting on page 145.

Custom Sizes and Designs Available: Contact BriskHeat® or your local distributor for more information.

800-848-7673 | 614-294-3376 | [BriskHeat.com](http://BriskHeat.com) | [bhtsales1@briskheat.com](mailto:bhtsales1@briskheat.com)

## TABLETOP CLOTH HEATING MANTLES

### Features & Benefits

- ▶ Self-supporting design can be placed directly on countertop
- ▶ Low-watt density
- ▶ Temperatures up to 482 °C (900 °F)
- ▶ Safe alternative to other heating methods like a Bunsen burner
- ▶ Easy viewing of flask contents
- ▶ Stackable for easy storage



### Specifications

**Maximum Exposure Temperature:** 482 °C (900 °F)

**Heating Element:** Multi-stranded resistance wire for increased durability. Knit and braided for uniform heat coverage


**Voltage:** 120 or 240 VAC

**Power Leads:** 1,8 m (6 ft) long with  
 - 120 VAC: 2-prong plug (NEMA 1-15P)  
 - 240 VAC: NEMA 6-15 plug

**IP Rating:** IP20



**Temperatures  
Up to  
482 °C (900 °F)**



### Ordering Information

Part No.		Size ml	Total Watts
120 VAC	240 VAC		
HM0050VF1	HM0050VF2	50	52
HM0100VF1	HM0100VF2	100	70
HM0250VF1	HM0250VF2	250	143
HM0500VF1	HM0500VF2	500	210
HM1000VF1	HM1000VF2	1000	377
HM2000VF1	HM2000VF2	2000	520
HM3000VF1	HM3000VF2	3000	550
HM5000VF1	HM5000VF2	5000	620



**IMPORTANT:** Temperature controller is required for these products. See options starting on page 145.

**Custom Sizes and Designs Available:** Contact BriskHeat® or your local distributor for more information.



## SILICONE RUBBER BEAKER HEATERS

### Features & Benefits

- ▶ Provides even heat for Griffin and standard beaker heating applications
- ▶ Moisture and chemical resistant
- ▶ Easy installation with hook and loop fastener
- ▶ Grounded or non-grounded
- ▶ Removable and reusable
- ▶ Safe and even heat across entire surface of beaker
- ▶ Easy access to graduation

### Specifications

**Maximum Exposure Temperature:** 232°C (450°F)

**Voltage Options:** 120 or 240 VAC

**Closure Method:** Hook and loop fastener

**Outer Material:** 15 mil fiberglass reinforced silicone rubber

**Power Density:** 0,8 W/cm<sup>2</sup> (5,0 W/in<sup>2</sup>)

**Dielectric Strength:** Over 2000 volts

**Power Cord:** 0,6 m (24 in) long

- 120 VAC: Standard 2-prong NEMA 1-15 Plug

- 240 VAC: Crimped ferrule leads

**IP Rating:** IP54



(Models with crimped ferrule leads)



**Moisture  
& Chemical  
Resistant**




GBH Series – Non-grounded

**NEW!**



GBHE Series – Grounded, CE approved



## SILICONE RUBBER BEAKER HEATERS

### Ordering Information

#### GBH Series: Non-Grounded

Part No. 120 VAC	Part No. 240 VAC	Size ml	Diameter mm (in)	Heater Height mm (in)	Heater Length mm (in)	Total Watts
GBH0250-1	GBH0250-2	250	69 (2,7)	76 (3)	311 (12,25)	150
GBH0400-1	GBH0400-2	400	76 (3)	89 (3,5)	349 (13,75)	200
GBH0600-1	GBH0600-2	600	91 (3,6)	102 (4)	381 (15)	250
GBH1000-1	GBH1000-2	1000	109 (4,3)	117 (4,6)	438 (17,25)	350



#### GBHE Series: Grounded, CE approved

**NEW!**

Part No. 240 VAC	Size ml	Diameter mm (in)	Heater Height mm (in)	Heater Length mm (in)	Total Watts
GBHE0250-2	250	69 (2,7)	83 (3,25)	311 (12,25)	150
GBHE0400-2	400	76 (3)	89 (3,5)	349 (13,75)	200
GBHE0600-2	600	91 (3,6)	102 (4)	381 (15)	250
GBHE1000-2	1000	109 (4,3)	117 (4,6)	438 (17,25)	350



(GBHE series only)

**IMPORTANT: Temperature controller is required for these products. See options starting on page 145. Need a different size or have a different object to heat? We can design a heater specifically for your application. Contact BriskHeat® or your local distributor for more information.**

## Temperature Controllers for Heating Mantles & Beaker Heaters

### SDX Digital PID Benchtop Temperature Controller



- Advanced PID control
- Plug & play
- More information on page 160

### SDC/SDCE Digital On/Off Benchtop Temperature Controller



- On/off control
- Plug & play
- More information starting on page 161

### LYNX Temperature Control Sets



- Compact PID controller
- Can be used individually or linked together as a system
- Plug & play
- More information on page 155

### HL101 Digital Temperature Limit Controller



- Includes receptacle to connect HL101 to existing temperature controller or controlled device\*
- 4-key touch pad interface with manual reset
- More information on page 163

\* HL101 requires a temperature controller (sold separately except where included on heater)

Full selection of temperature controllers starting on page 145.

# COMPOSITE **CURING**



**BriskHeat®**

## ACR<sup>®</sup> 3 HOT BONDER

### Features & Benefits

- ▶ Full-color touchscreen interface
- ▶ Dual vacuum system — built-in electric pump and vacuum venturi for each zone
- ▶ Single or dual zone
- ▶ 30 amp output per heat zone
- ▶ 10 thermocouple sensors per zone
- ▶ Audible and visual alarms for high and low temperature/vacuum limits
- ▶ Data logs digitally or through built-in printers
- ▶ Fast and simple data transfer with USB drive
- ▶ Includes everything you need
- ▶ Controls both heat and vacuum — Ideal solution for localized, on-the-spot composite curing, metal bonding, and 'out-of-autoclave/oven' processing applications
- ▶ Intuitive graphical touchscreen interface is easy-to-program and use
- ▶ Compact size allows users to easily transport hot bonder from job-to-job
- ▶ Completely self-contained and portable with built-in vacuum pump
- ▶ Secure — multiple levels of password protection
- ▶ Transfer your programs quickly from one bonder to another
- ▶ Simple post-cure data transfer and analysis — files can be transferred easily with USB drive and opened with spreadsheet and word processor programs including Microsoft<sup>®</sup> Excel<sup>®</sup> and Word<sup>®</sup>
- ▶ Rugged — hot bonder is enclosed in extra durable, high-impact hard case
- ▶ Multi-language support including English, German, Russian, and Chinese (Mandarin). Additional languages available upon request
- ▶ Update your hot bonder easily with the latest FREE software at [BriskHeat.com](http://BriskHeat.com)

**3**  
YEAR

WARRANTY



**ACR<sup>3</sup>**  
HOT BONDER



Easy-to-Transport



Quick 3-step programming



Stores up to 30 programs



Real-time graphing of cure

## ACR® 3 HOT BONDER

### Specifications:

#### General

**Display:** 213 mm (8,4 in) full-color touchscreen

**Temperature Control Range:** Up to 760°C (1400°F)

**Temperature Display Units:** °C or °F

**Sensor Input:** Type-J Thermocouples with mini connectors — 10 inputs per zone

**Accuracy:** 1,67°C (±3°F)

**Temperature Measurement Source:** Choice of average of all selected thermocouples (TCs), high TC, low TC, or one selected TC

**Dimensions (Closed):** Hot Bonder: 559 x 457 x 254 mm (22 x 18 x 10 in); Accessory Case: 559 x 457 x 254 mm (19 x 15 x 7 in)

**Weight (Hot Bonder):** Single Zone: 18 kg (39 lbs); Dual Zone: 22 kg (48 lbs)

**Alarms:** Audible and visual alarms for high and low temperature/vacuum limits

**Data Storage:** Stores up to 30 programs and last 12 cures on unit

**Data Transfer:** Through USB port — USB flash drive included

**Data Logging:** Logs digitally or through built-in printer: prints and records real-time status of cure including program parameters

**Data Logging Intervals:** 1 to 99 minutes

**Security:** Multiple levels of password protection

#### Power

**Input Voltage:** 100-130 VAC, 200-240 VAC

**Maximum Amp Load per Zone:** 30 amps

**Frequency:** 50-60 Hz

**Ground Fault Protection:** Input ground fault interrupter breaker protected

**MAINS Supply Voltage Fluctuations:** up to ±10% of the nominal voltage

**Transient Over Voltages:** Typically found on a Category II power source: i.e. a lighting circuit

**Input Power Cord:** 3 m (10 ft) long with choice of plug (1 per zone)

**Heater Output Cord:** 1,5 m (5 ft) long with receptacle compatible with BriskHeat Composite Curing Heating Blankets with 'C' plug. — Other heater output cords available upon request

#### Vacuum

**Vacuum System:** Built-in electric vacuum pump and vacuum venturi for each zone

**Pressure:** 711 mmHg (28 inHg)

**Flow:** 5,7 scfm (vacuum venturi); 0,9 scfm (electric vacuum pump)

**Vacuum Units:** Programmable to inHg or mmHg

**Vacuum Adjustment:** Ability to manually adjust pressure for each zone

#### Environment

**Location:** Intended for use in dry environments. Do not expose to wet spray.

**Altitude:** Up to 2,000 m (6,562 ft)

**Storage Temperature Range:** -20 to 60°C (-4 to 140°F)

**Operating Temperature Range:** 5 to 40°C (41 to 104°F)

**Maximum Relative Humidity:** 80% for temperatures up to 31°C (88°F) decreasing linearly to 50% relative to humidity at 40°C (104°F)

**Pollution Degree:** 2 — normally only non-conductive pollution occurs, however a temporary conductivity caused by condensation must be expected



Easy to use, color touch screen



Single Zone ACR® 3 Hot Bonder



Dual Zone ACR® 3 Hot Bonder



Select models

## ACR® 3 HOT BONDER

### Ordering Information

The ACR® 3 Hot Bonder can be purchased either as a kit with composite curing blankets or as a basic kit without composite curing blankets.

#### Kit with Composite Curing Blankets

Part Number	Number of Zones	Voltage	NSN*
ACR-3-S120KIT	1	120 VAC	4920-01-538-9296
ACR-3-S240KIT	1	240 VAC	4920-01-538-9296
ACR-3-D120KIT	2	120 VAC	4920-01-545-5200
ACR-3-D240KIT	2	240 VAC	4920-01-545-5200

\* Please indicate voltage when ordering with NSN.

#### Kit with Blankets Includes

- ACR® 3 hot bonder unit
- One 254 x 254 mm (10 in x 10 in) SR composite curing blanket per zone
- One 305 x 305 mm (12 in x 12 in) SR composite curing blanket per zone
- One 406 x 406 mm (16 in x 16 in) SR composite curing blanket per zone
- 3 m (10 ft) vacuum hoses (2 per zone)
- 3 m (10 ft) input power Cord (1 per zone)
- 1,5 m (5 ft) heater output power cord (1 per zone)
- USB flash drive
- J-Type thermocouples (10 per zone)
- Standard connector adapters for thermocouple receptacles (10 per zone)
- Vacuum bag feed-throughs (2 per zone)
- Extra printer ribbon and paper (1 per zone)
- DVD training video

#### Kit without Blankets

Part No.	Number of Zones	Voltage	Input Power Plug NEMA Rating
ACR-3-S1	1	120 VAC	L5-30P
ACR-3-D1	2	120 VAC	L5-30P
ACR-3-S2	1	240 VAC	L6-30P
ACR-3-D2	2	240 VAC	L6-30P

#### Kit without Blankets Includes

- ACR® 3 hot bonder unit
- 3 m (10 ft) vacuum hoses (2 per zone)
- 3 m (10 ft) input power cord (1 per zone)
- 1,5 m (5 ft) heater output power cord (1 per zone)
- USB flash drive
- J-Type thermocouples (10 per zone)
- Standard connector adapters for thermocouple receptacles (10 per zone)
- Vacuum bag feed-throughs (2 per zone)
- Extra printer ribbon and paper (1 per zone)
- DVD training video



WARRANTY



ACR® 3 Hot Bonder-Dual Zone



254 x 254 mm  
(10 in x 10 in) SR  
curing blanket  
(1 per zone)



305 x 305 mm  
(12 in x 12 in)  
SR curing blanket  
(1 per zone)



406 x 406 mm  
(16 in x 16 in)  
SR curing blanket  
(1 per zone)

### CE Approved ACR® 3 Hot Bonders



#### Kit with Composite Curing Blankets

Part No.	Number of Zones	Voltage	Input Power Plug
ACR-3-S240KIT-CE	1	240 VAC	NEMA L6-30P Part No.: 10814
ACR-3-D240KIT-CE	2	240 VAC	NEMA L6-30P Part No.: 10814
ACR-3-S240-3KITCE	1	240 VAC	3P+E+N Part No.: 11773-02
ACR-3-D240-3KITCE	2	240 VAC	3P+E+N Part No.: 11773-02

#### Kit without Blankets

Part No.	Number of Zones	Voltage	Input Power Plug
ACR-3-S2-CE	1	240 VAC	NEMA L6-30P Part No.: 10814
ACR-3-D2-CE	2	240 VAC	NEMA L6-30P Part No.: 10814
ACR-3-S2-3CE	1	240 VAC	3P+E+N Part No.: 11773-02
ACR-3-D2-3CE	2	240 VAC	3P+E+N Part No.: 11773-02



ACR® 3 Hot Bonder  
FREE Demonstration and  
Training Video Included  
and available online

## ACR® MINIPRO™ HOT BONDER

- ▶ Easiest-to-use, fully-loaded hot bonder under 8 kgs (18 lbs)
- ▶ Full-color touchscreen interface
- ▶ Built-in vacuum venturi
- ▶ 20 or 30 amp output
- ▶ 10 thermocouple sensors
- ▶ Audible and visual alarms for high and low temperature/vacuum limits
- ▶ Fast and simple data transfer with USB drive
- ▶ Small and lightweight — cure composite materials anywhere
- ▶ Easy-to-carry and setup — even up towers, ladders, staircases, and on wings
- ▶ Intuitive graphical touchscreen interface is easy-to-program and use
- ▶ Secure — multiple levels of password protection
- ▶ Transfer your programs quickly from one bonder to another
- ▶ Simple post-cure data transfer and analysis — files can be transferred easily with USB drive and opened with spreadsheet and word processor programs including Microsoft® Excel® and Word®
- ▶ Rugged — hot bonder is enclosed in extra durable, high-impact hard case
- ▶ Multi-language support including English, German, Russian, and Chinese (Mandarin). Additional languages available upon request
- ▶ Update your hot bonder easily with the latest FREE software at [www.BriskHeat.com](http://www.BriskHeat.com)



### Specifications

#### General

- Display:** 213 mm (8,4 in) full-color touchscreen
- Temperature Control Range:** Up to 760°C (1400°F)
- Temperature Display Units:** °C or °F
- Sensor Input:** Type-J Thermocouples with mini connectors — 10 inputs
- Accuracy:** 1,67°C (±3°F)
- Temperature Measurement Source:** Choice of average of all selected thermocouples (TCs), high TC, low TC, or one selected TC
- Dimensions (Closed):** 418 x 333 x 173 mm (16,44 x 13,13 x 6,81 in)
- Weight:** Under 8 kg (18 lbs)

- Alarms:** Audible and visual alarms for high and low temperature/vacuum limits
- Data Storage:** Stores up to 30 programs and last 12 cures on unit
- Data Transfer:** Through USB port — USB flash drive included
- Data Logging:** Logs digitally and records real-time status of cure including program parameters
- Data Logging Intervals:** 1 to 99 minutes
- Security:** Multiple levels of password protection

## ACR® MINIPRO™ HOT BONDER

### Specifications (continued)

#### Power

**Input Voltage:** 100-130 or 200-240 VAC

**Maximum Amp Load:** 20 or 30 amp models

**Frequency:** 50-60 Hz

**Ground Fault Protection:** Input ground fault interrupter breaker protected

**MAINS Supply Voltage Fluctuations:** up to ±10% of the nominal voltage

**Transient Over Voltages:** Typically found on a Category II power source: i.e. a lighting circuit

**Input Power Cord:** 3 m (10 ft) long with bare wire leads (1 per zone)

**Heater Output Cord:** 1,5 m (5 ft) long with receptacle compatible with BriskHeat Composite Curing Heating Blankets with 'C' plug. — Other heater output cords available upon request

#### Vacuum

**Vacuum System:** Built-in vacuum venturi pump — requires 80 psi compressed air for 711 mmHg (28 inHg) vacuum

**Vacuum Units:** Programmable to inHg or mmHg

#### Environment

**Location:** Intended for use in dry environments. Do not expose to wet spray

**Altitude:** Up to 2,000 m (6,562 ft)

**Storage Temperature Range:** -20 to 60°C (-4 to 140°F)

**Operating Temperature Range:** 5 to 40°C (41 to 104°F)

**Maximum Relative Humidity:** 80% for temperatures up to 31°C (88°F) decreasing linearly to 50% relative to humidity at 40°C (104°F)

**Pollution Degree:** 2 — normally only non-conductive pollution occurs, however a temporary conductivity caused by condensation must be expected



### Ordering Information

Part No.	Maximum Amp Load	Voltage
ACR-3-MINI	20	Universal
ACR-3-MINI-30	30	Universal

#### Includes

- ACR® MiniPRO™ hot bonder unit
- One 3 m (10 ft) vacuum hose
- One vacuum bag feed-through
- One 3 m (10 ft) input power cord (plug sold separately\*)
- One 1,5 m (5 ft) heater output power cord
- USB flash disk
- Ten J-Type thermocouples
- Ten standard connector adapters for thermocouple receptacles

### Deluxe Packages with Heating Blankets

Part No.	Description
ACR-MINI-120KIT	ACR-3-MINI (20 amp) with 120 V Heating Blankets - One 254 mm x 254 mm (10 in x 10 in) SR heating blanket - One 305 mm x 305 mm (12 in x 12 in) SR heating blanket - One 406 mm x 406 mm (16 in x 16 in) SR heating blanket
ACR-MINI-240KIT	ACR-3-MINI (20 amp) with 240V Heating Blankets - One 254 mm x 254 mm (10 in x 10 in) SR heating blanket - One 305 mm x 305 mm (12 in x 12 in) SR heating blanket - One 406 mm x 406 mm (16 in x 16 in) SR heating blanket

### Input Power Plugs\*

Part No.	Description
40712	Nema L5-30, 2-pin 3-wire 125 VAC twist lock
10814	Nema L6-30, 2-pin 3-wire 250 VAC twist lock

\*See page 180 for other power plug options.



## ACR®3 & ACR® MINIPRO™ ACCESSORIES

### Vacuum gauge

Part No.	Description
49758-35	Vacuum gauge

### Vacuum hose

Part No.	Description
20938	Replacement vacuum hose; 3 m (10 ft)



### Vacuum bag feed-through

Part No.	Description
20931	Replacement vacuum bag feed-through



### Printer paper and ribbon

Part No.	Description
40795-01	1 roll of printer paper
40795-02	Replacement printer ribbon



### USB flash drive and training video

Part No.	Description
11514-03	USB flash drive
DVD-ACR3-001	ACR® training video DVD



### Type-J thermocouples, extensions, and adaptors

Part No.	Description
11510	5 pack Type-J thermocouples rated to 218°C (425°F), 1,8 m (6 ft) 30 gage with mini connectors
11510-02	5 pack Type-J thermocouples rated to 482°C (900°F), 1,8 m (6 ft) 30 gage with mini connectors
11510-01	Type-J 3 m (10 ft) 24 gage extension rated to 218°C (425°F) with mini connector
11510-03	Type-J 3 m (10 ft) 24 gage extension rated to 482°C (900°F) with mini connector
41253	T/C adaptor, std female to mini male



### Input power cords

Part No.	Description
20937-120	120 VAC 3 m (10 ft) input power cord with L5-30 plug
20937-240	240 VAC 3 m (10 ft) input power cord with L6-30 plug
20937-220	240 VAC 3 m (10 ft) input power cord with 3P+E+N plug

## Calibration Services & Plans for ACR® Hot Bonders

### Calibration Service

Part No.	Description
ACR3CALS	Calibration service for ACR®3 single zone hot bonder. Recommended to be done annually
ACR3CALD	Calibration service for ACR®3 dual zone hot bonder. Recommended to be done annually

### 3-Year Calibration Plan


Part No.	Description
ACR3CALS3-2	3-year calibration plan for ACR®3 single zone hot bonder
ACR3CALD3-2	3-year calibration plan for ACR®3 dual zone hot bonder

## EASY WAYS TO ORDER

1. Contact your local distributor. Check BriskHeat.com to locate a local distributor.
2. Call BriskHeat® at 800-848-7673 or 614-294-3376. We have a staff of application specialists to solve your unique needs.
3. Order online at BriskHeat.com - 24/7.

## PAYMENT TERMS

### Credit Card Options



### Net 30 Option

Net 30 Terms are available to qualified companies. Please contact your Account Manager for additional details.

## TABLETOP COMPOSITE CURING CONTROLLER

### Features & Benefits

- ▶ Provides basic temperature control for composite curing applications
- ▶ Portable, lightweight, and self-contained
- ▶ Eight-segment ramp/soak control
- ▶ Dual display shows set-point and actual temperature
- ▶ High amperage capability: up to 30 amp

### Specifications

**Maximum Temperature Control:** 204°C (400°F)

**Temperature Control:** Automatic tuning of PID parameters

**Temperature Display Units:** °C or °F

**Accuracy:** ±1 least significant digit

**Alarms:** Visual and audible alarms; 14 programmable alarm types

**Input Voltage:** 100-130 VAC, 200-240 VAC, 50-60 Hz

**Maximum Amp Load:** 30 amps

**Sensor Input:** Accepts standard and mini Type-J thermocouple connectors

**Sensor Break Protection:** Included

**Security:** Program security lock levels

**Power Cord:** 1,8 m (6 ft) long with bare wire leads. See page 207 for plug choices (sold separately)



Add Vacuum Capabilities with Optional Venturi Pump

### Ordering Information

#### TT Tabletop Controller Kit

Part No.	Description
TT30D-S16	Tabletop Temperature Controller Kit

TT Tabletop Controller Kit includes...

- One TT Tabletop Controller unit
- One 6 m (20 ft) Type-J Thermocouple
- One 3 m (10 ft) Heater Output Cord



#### Accessories

Part No.	Description
20950	Venturi pump. Converts shop/compressed air to vacuum. Requires shop/compressed air.
49758-35	Vacuum gage
20938	3 m (10 ft) vacuum hose
20931	Vacuum bag feed-through
49909-01	6 m (20 ft) Type-J Thermocouple


#### Deluxe Packages With Heating Blankets

Part No.	Description
TT30D-S16-120KIT	TT30D-S16 with 120 V Heating Blankets - One 254 mm x 254 mm (10 in x 10 in) SR heating blanket - One 305 mm x 305 mm (12 in x 12 in) SR heating blanket
TT30D-S16-240KIT	TT30D-S16 with 240 V Heating Blankets - One 254 mm x 254 mm (10 in x 10 in) SR heating blanket - One 305 mm x 305 mm (12 in x 12 in) SR heating blanket
TT30D-S16-VACKIT	TT30D-S16 with Vacuum Kit - One Venturi pump - One 3 m (10 ft) vacuum hose - One vacuum feed-through

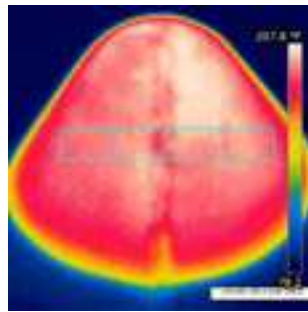
## COMPOSITE CURING HEATING BLANKETS

### Features & Benefits


- ▶ Highly flexible with bend radii as small as 6 mm (0,25 in) – perfect for leading and trailing edge curing applications
- ▶ Extremely durable – eliminates the hassle and cost of replacing failed curing blankets
- ▶ Uniform temperatures for nearly any shape and size – up to 1,2 m x 3,3 m (4 ft x 11 ft)
- ▶ Three-dimensional molded heaters available to provide perfect fit on objects like radomes
- ▶ Heaters available with built-in vacuum seal eliminating need to vacuum bag
- ▶ High temperature options – up to 593 °C (1100 °F)
- ▶ Boeing approved heaters available



Extremely flexible and durable silicone rubber heating blankets  
See page 203



Provides uniform, even heat across surface



High-temperature heaters available for up to 593 °C (1100 °F)  
See page 206

### Mold Heating - Hot Debulk Solutions



#### Portable and Energy Efficient

#### No Oven Required!

- BriskHeat Cloth Insulated Heaters drape directly over the mold creating its own efficient oven
- Eliminates the extensive costs, inefficiency, and energy consumption of ovens
- Ideal for mold preheating and hot debulk

**Custom Sizes and Designs Available: Contact BriskHeat® or your local distributor for more information.**

## SILICONE RUBBER COMPOSITE CURING HEATING BLANKETS

### Features & Benefits

- ▶ Most durable and flexible composite curing heating blankets
- ▶ Flexible to 6 mm (0,25 in) radii
- ▶ Quick, efficient heat up to 232 °C (450 °F)
- ▶ Sizes up to 1,2 m x 3,3 m (4 ft x 11 ft)
- ▶ Moisture, chemical, and radiation resistant
- ▶ Boeing approved blankets available upon request
- ▶ Compatible with ACR® hot bonders and your current equipment— wide variety of power plug choices
- ▶ Flexibility makes it suitable for leading and trailing edge applications
- ▶ Durability eliminates the hassle and cost of replacing failed curing blankets
- ▶ Can be used on horizontal and vertical surfaces and on sharp radii surfaces without removing the damaged section
- ▶ Uniform, even heat throughout surface being heated
- ▶ Heater provides smooth surface against repair — no imprints on repaired surface left behind

### Specifications

**Flexibility:** up to 6 mm (0,25 in) radii

**Maximum Exposure Temperature:** 232 °C (450 °F)

**Power Density:** 0,78 watts/cm<sup>2</sup> (5 watts/in<sup>2</sup>). Other power densities available upon request.

**Heater Construction:** Heating element laminated between two layers of silicone rubber, 66-mil thick

**Silicone Rubber Density:** 2237 grams/m<sup>2</sup> (66 oz/yd<sup>2</sup>)

**Dielectric Strength:** Over 2000 volts

**Strain Relief:** Built through entire edge of blanket for increased durability

**Power Cord:** 1,8 m (6 ft) long with choice of power plug. See page 207 for choices

**IP Rating:** IP54



**3**  
YEAR  
WARRANTY



## SILICONE RUBBER COMPOSITE CURING HEATING BLANKETS

### Ordering Information

**Part Number Matrix**

	SR	5	120	06X12	C
--	----	---	-----	-------	---

**Product Series:** \_\_\_\_\_


**Watt Density:** \_\_\_\_\_  
5-(5 watts/in<sup>2</sup>)

**Voltage:** \_\_\_\_\_  
120-(120VAC), 240 (240VAC)

**Dimensions:** \_\_\_\_\_  
Rectangular, 06X12-(6 in x 12 in)  
Round, 12D-(12 in diameter)

**Power Plug:** \_\_\_\_\_  
See page 207 for choices

Contact us about Boeing Approved heaters and custom options



Custom designs and temperature uniformity testing available upon request

- Cutouts
- Holes
- Notches
- Uniformity testing
- Unique shapes and sizes
- Lead exit locations
- Built-in thermocouples

### Standard Sizes and Wattage

#### Rectangular

Width mm (in)	Length mm (in)	Total Watts
152 (6)	152 (6)	180
152 (6)	305 (12)	360
152 (6)	610 (24)	720
203 (8)	203 (8)	320
254 (10)	254 (10)	500
305 (12)	305 (12)	720
305 (12)	610 (24)	1440
406 (16)	406 (16)	1280
457 (18)	457 (18)	1620
610 (24)	610 (24)	2880

#### Round

Diameter mm (in)	Total Watts
152 (6)	140
203 (8)	250
254 (10)	395
305 (12)	565
356 (14)	770
406 (16)	1005



Large sizes up to 1,2 m x 3,3 m (4 ft x 11 ft)

**IMPORTANT: Temperature controller is required for this product. BriskHeat recommends the ACR® 3 or MiniPro™ Hot Bonder. See options starting on page 194.**



## SILICONE RUBBER COMPOSITE CURING HEATING BLANKETS WITH VACUUM SEAL

### Features & Benefits

- ▶ Both a heater and a reusable vacuum bag
- ▶ Quick, efficient heat up to 232 °C (450 °F)
- ▶ Moisture, chemical, and radiation resistant
- ▶ Compatible with ACR® hot bonders and your current equipment— wide variety of power plug choice
- ▶ Saves time and money — Vacuum ports built into blanket eliminate the need for vacuum bagging materials and vacuum bagging step
- ▶ Optional blanket seal around edge of heater eliminates need for tacky/sealant tape

### Specifications

**Flexibility:** With blanket seal: 76 mm (3 in) radii; Without blanket seal: 6 mm (0,25 in) radii

**Maximum Exposure Temperature:** 232 °C (450 °F)

**Power Density:** 0,78 watts/cm<sup>2</sup> (5 watts/in<sup>2</sup>). Other power densities available upon request

**Heater Construction:** Heating element laminated between two layers of silicone rubber, 66-mil thick

**Silicone Rubber Density:** 2237 grams/m<sup>2</sup> (66 oz/yd<sup>2</sup>)

**Dielectric Strength:** Over 2000 volts

**Power Cord:** 1,8 m (6 ft) long with choice of power plug. See page 207 for choices

**IP Rating:** IP54



### Ordering Information

Part Number Matrix	SRV	5	120	12X12	S	C
<b>Product Series:</b> _____						
<b>Watt Density:</b> _____ 5-(5 watts/in <sup>2</sup> )						
<b>Voltage:</b> _____ 120-(120 VAC), 240-(240 VAC)						
<b>Heated Area Dimensions:</b> _____ Rectangular, 12 x 12-(12 in x 12 in)/Round, 12D-(12 in diameter)						
<b>Blanket Seal:</b> _____ S-(with Seal), Blank-(N Seal)						
<b>Power Plug:</b> _____ See page 207 for choices						



**2**  
YEAR  
WARRANTY

### Standard Sizes and Wattage

#### Rectangular

Heated Area		Blanket Size		Total Watts
Width mm (in)	Length mm (in)	Width mm (in)	Length mm (in)	
152 (6)	152 (6)	229 (9)	305 (12)	180
152 (6)	305 (12)	229 (9)	457 (18)	360
152 (6)	610 (24)	229 (9)	762 (30)	720
203 (8)	203 (8)	279 (11)	356 (14)	320
254 (10)	254 (10)	330 (13)	406 (16)	500
305 (12)	305 (12)	381 (15)	457 (18)	720
305 (12)	610 (24)	381 (15)	762 (30)	1440
406 (16)	406 (16)	483 (19)	559 (22)	1280
457 (18)	457 (18)	533 (21)	610 (24)	1620
610 (24)	610 (24)	686 (27)	762 (30)	2880

#### Round

Heated Area Diameter mm (in)	Blanket Size Diameter mm (in)	Total Watts
152 (6)	305 (12)	140
203 (8)	356 (14)	250
254 (10)	406 (16)	395
305 (12)	457 (18)	565
406 (16)	559 (22)	1005
508 (20)	660 (26)	1570
610 (24)	762 (30)	2270

**IMPORTANT: Temperature controller is required for this product. BriskHeat recommends the ACR® 3 or MiniPro™ Hot Bonder. See options starting on page 194.**

## RADOME COMPOSITE CURING HEATING BLANKETS

### Features & Benefits

- ▶ Ideal for wet layup and prepreg composite repairs of radomes
- ▶ Perfect three-dimensional fit around your radome
- ▶ Excellent heat uniformity
- ▶ Easy to vacuum bag
- ▶ Moisture, chemical, and radiation resistant
- ▶ Compatible with ACR® hot bonders and your current equipment— wide variety of power plug choices



### Specifications

**Voltage:** 240 VAC

**Maximum Exposure Temperature:** 232°C (450°F)

**Power Density:** 0,78 watts/cm<sup>2</sup> (5 watts/in<sup>2</sup>). Other power densities available upon request.

**Heater Construction:** Multi-stranded heating element is uniformly placed to maximum heat distribution.

**Dielectric Strength:** Over 2000 volts


**Power Cord:** 1,8 m (6 ft) long with a standard ACR®3 or MiniPRO™ Hot Bonder compatible plug (NEMA L15-30). Other plugs and bare wire available upon request. See page 207 for options.



### Ordering Information

Part No.	Aircraft	Number of Zones	Total Watts
<b>BHC162012C</b>	Boeing 707, 727, 737	2	Zone 1: 1750 Zone 2: 1795
<b>BHC162013</b>	Boeing 747	1	Zone 1: 3380
<b>BHC162007</b>	Boeing 757	2	Zone 1: 1515 Zone 2: 1515
<b>BHC162009C</b>	Boeing 767	2	Zone 1: 1630 Zone 2: 1744
<b>BHC162011</b>	Boeing 777	N/A	N/A
<b>BHC162014</b>	Airbus A300, A310, A330	2	Zone 1: 1513 Zone 2: 1638
<b>BHC162010C</b>	Airbus A318, A319, A320, A321	2	Zone 1: 1630 Zone 2: 1744

We can design a heater specifically for your application and aircraft: Other sizes, shapes, watt-densities, power plugs, built-in thermocouples, and more options are available. Part numbers ending with "C" include a NEMA L15-30 plug.



Provides uniform, even heat throughout surface



**IMPORTANT: Temperature controller is required for this product. BriskHeat recommends the ACR® 3 or MiniPro™ Hot Bonder. See options starting on page 194.**

## HIGH-TEMPERATURE COMPOSITE CURING HEATING BLANKETS

### Features & Benefits

- ▶ Designed for use with the newer high temperature thermoplastic and polyimide composite materials
- ▶ Flexible up to a 25 mm (1 in) radius
- ▶ Compatible with ACR® hot bonders and your current equipment— wide variety of power plug choices

### Specifications

#### Maximum Exposure Temperature:

- FGH series: 427°C (800°F)
- SXH series: 593°C (1100°F)

#### Power Density:

- FGH series: 1,1 watts/cm<sup>2</sup> (7 watts/in<sup>2</sup>)
- SXH series: 2,0 watts/cm<sup>2</sup> (13 watts/in<sup>2</sup>)

**Heater Construction:** Heating element and a 25 mm (1 in) layer of high-density fiberglass is covered in an abrasion resistant fiberglass cloth (FGH) or Samox® cloth (SXH series)

**Dielectric Strength:** Over 2000 volts

**Power Cord:** 18 m (6 ft) long with choice of power plug. See page 207 for choices



Temperatures  
Up to  
593°C (1100°F)

**Custom Sizes and Designs Available: Contact BriskHeat® or your local distributor for more information.**

### Standard Sizes and Wattage

#### FGH series

Width mm (in)	Length mm (in)	Total Watts
152 (6)	152 (6)	255
152 (6)	305 (12)	504
152 (6)	610 (24)	1008
203 (8)	203 (8)	448
254 (10)	254 (10)	700
305 (12)	305 (12)	1008
305 (12)	610 (24)	2016
406 (16)	406 (16)	1792
457 (18)	457 (18)	2268
610 (24)	610 (24)	4032*

#### SXH series

Width mm (in)	Length mm (in)	Total Watts
152 (6)	152 (6)	468
152 (6)	305 (12)	936
152 (6)	610 (24)	1872
203 (8)	203 (8)	832
254 (10)	254 (10)	1300
305 (12)	305 (12)	1872
305 (12)	610 (24)	3744*
406 (16)	406 (16)	3328
457 (18)	457 (18)	4212*

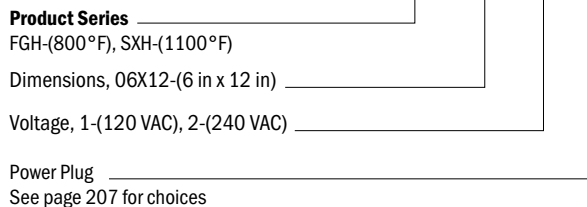
\* Not available in 120 VAC due to high amperage requirements



### Ordering Information

#### Part Number Matrix

FGH	06X12	1	C
-----	-------	---	---



**IMPORTANT: Temperature controller is required for this product. BriskHeat recommends the ACR® 3 or MiniPro™ Hot Bonder. See options starting on page 194.**





## PLUGS FOR COMPOSITE CURING HEATING BLANKETS

Description	Image	Compatible with	NEMA	Voltage	Amps	Ground	Approval	Plug Part Number	Heater Plug Part Number Suffix
Bare Wires			N/A	N/A	N/A	N/A		N/A	A
Twist Lock 3 Pole 3 Wire Delta		BriskHeat® ACR®6000 and 9000 Hot Bonders	L10-30	125/250	30A	No		10108	B
Twist Lock 3 Pole 4 Wire		BriskHeat® ACR®3, ACR® MiniPRO™, ACR-II Hot Bonders, and TT series controllers	L15-30	125/250	30A	Yes	 	11270	C
Straight Blade 2 Pole 3 Wire		HEATCON® Hot Bonders (120VAC models with straight blade plug receptacle)	5-15	125	15A	Yes	 	10113	D
Straight Blade 2 Pole 3 Wire		HEATCON® Hot Bonders (240VAC models with straight blade plug receptacle)	6-15	250	15A	Yes	 	10478	E
Twist Lock 2 Pole 3 Wire		HEATCON® Hot Bonders (120VAC models with twist lock plug receptacle)	L5-30	125	30A	Yes	 	40712	F
Twist Lock 2 Pole 3 Wire		HEATCON® Hot Bonders (240VAC models with twist lock plug receptacle)	L6-30	250	30A	Yes	 	10814	G
3 Pole CPC (Circular Plastic Connector)		WichiTech Hot Bonders	N/A	250	30A	Yes		20937-01	H
4 Position EX rated		HEATCON® Flightline Hot Bonders	N/A	600	40A	Yes		11008-03	I
7 Position CPC		BriskHeat® ACR®3, ACR® MiniPRO™, ACR-II Hot Bonders, and TT series controllers	N/A	600	30A	Yes	 	20971M	K
Powercon NAC3FCB		GMI Aero ANITA EZ Hot Bonders	N/A	250	20A	Yes	 VDE SEV	41329-03	L
Harting 5-Position		BriskHeat® ACR®3 (CE version)	N/A	600	40A	Yes	 	20978-33M	M

All brand names, models, and trademarks listed are property of their owners and are used here only to identify compatibility of the product.

**See page 180 for additional plugs and receptacles.**

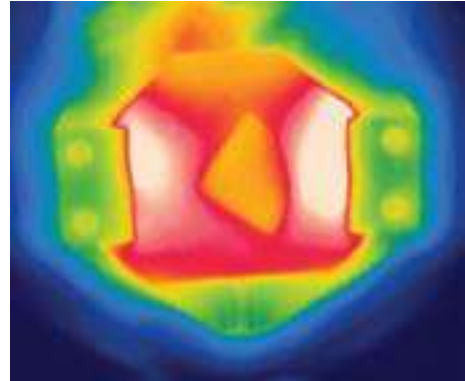
## AIRCRAFT NON-DESTRUCTIVE TESTING (NDT) KITS

### Features & Benefits

- ▶ All-in-one, portable kit for performing moisture intrusion testing on elevators and other aircraft components
- ▶ Dual 110/220 volt design — no transformer required
- ▶ Simple-to-operate pre-programmed touchscreen temperature controller
- ▶ Heating blankets are designed for the shape of your aircraft
- ▶ Plug-and-play — single plug-and-play connector from heater to the controller contains all power and sensor wiring
- ▶ Includes six, 229 mm (9 in) non-slip holding clamps
- ▶ Meets Method B in Airbus Non-Destructive Elevator Test Manual 55-20-07, 55-20-08, 55-20-11
  - A300-600
  - A320
  - A330/340
  - Your aircraft not listed? We can develop a solution for you.
- ▶ Portable and easy to transport — Controller and storage cases include handles and wheels
- ▶ Testing data easily saved to USB drive (included)
- ▶ Controller can either control one individual heater or two in tandem
- ▶ Rugged — Kit is enclosed in extra durable, high-impact hard cases. Heating blankets have strain relief built through the entire edge of the heater for increased durability



WARRANTY



Thermographic Camera Image



Easy-to-Use Full-Color Touch Screen Control



Airbus A320 Kit Shown

## AIRCRAFT NON-DESTRUCTIVE TESTING (NDT) KITS

### Specifications

#### Temperature Controller

**Input Voltage:** 100-240 VAC

**Temperature Control:** Preset locked ramp/soak (slope) temperature control. Provides automatic and independent temperature control per heater

**Temperature Readings:** Simultaneous reading of both heating blanket thermocouples

**Accuracy:**  $\pm 1^{\circ}\text{C}$  ( $\pm 1,8^{\circ}\text{F}$ )

**Alarms:** Visual or audible alarms for end of cycle, ground fault, temperature limits, and thermocouple failure

**Shut-down Cycle:** Auto shut-down of heater power at end of cycle

**Differential Ground Fault (Earth Leakage) Breakers:** Included

**Dwell Countdown Timer:** 13-minute

**Test Cycle Timer:** Independent 10-minute test cycle timer, manually triggered

**Maximum Process Temperature Protection:** Cycle will not start if process temperature is above  $60^{\circ}\text{C}$  ( $140^{\circ}\text{F}$ )

**High Temperature Process Shutdown and Alarm Temperature:**  $90^{\circ}\text{C}$  ( $194^{\circ}\text{F}$ )

**Post Cure Data Transfer:** Through USB port — USB flash drive included

### Ordering Information

#### Temperature Controller

Part No.	Description
NDTCONTROLLER	Temperature Controller (Kit B in Airbus NDT Manual 55-20-07, 55-20-08, 55-20-11)

#### Heating Blankets:

Part No.	Description
300BLANKETKIT	Airbus A300 Elevator Heating Blanket Kit (Kit A)
320BLANKETKIT	Airbus A320 Elevator Heating Blanket Kit (Kit A)
340BLANKETKIT	Airbus A340 Elevator Heating Blanket Kit (Kit A)
Different Aircraft?	Contact us for a solution.

Need help getting a Thermographic camera? Contact us for assistance.



NDT Temperature Controller

#### Heating Blankets

**Voltage:** Dual voltage heaters; 110 or 220 volt

**Power Density:** 1400 watts/m<sup>2</sup> (0,9 watts/in<sup>2</sup>)

**Heating Element:** Durable, parallel-wired

**Temperature Sensors:** Includes two J-type thermocouples built into each blanket (1 primary, 1 spare)

**Power and Sensor Connection:** All power and sensor wires in a single connector (plug-and-play)



All storage cases have handles and wheels for easy travel



Compact Storage Cases Fits Easily Within Luggage Compartments

## HOT AIR GUN CURING SYSTEM

### Features & Benefits

- ▶ Ideal for small spot cures such as click studs — 25 to 51 mm (1 to 2 in) diameter cure area
- ▶ Includes hot air gun and temperature control
- ▶ Portable, lightweight, and self-contained
- ▶ Eight-segment ramp/soak control
- ▶ High-limit temperature protection

### Specifications

#### Hot Air Gun

**Temperature Setpoint:** Factory set to 177°C (350°F)\*

**Wattage:** 1500

**Airflow:** 0,4 cmm (14 cfm)

**Over Temperature Protection:** Includes high-limit Type-J thermocouple mounted in air stream

#### Temperature Controller

**Temperature Control:** Automatic tuning of PID parameters

**Temperature Display:** Dual display shows set-point and actual temperature (programmable to either °C or °F)

**Accuracy:** ±1 least significant digit

**Alarms:** Visual and audible alarms; 14 programmable alarm types

**Input Voltage:** 100-130 VAC, 50-60 Hz

**Maximum Amp Load:** 30 amps

**Sensor Input:** Two Type-J thermocouple sensor inputs — one is for control and the other is for high-limit protection

**Sensor Break Protection:** Included

**Security:** Program security lock levels

**Power Cord:** 1,8 m (6 ft) long with 3-prong grounded plug (NEMA 5-15P)



### Ordering Information

Part No.	Description
<b>BRISKAIRSP-1</b>	Hot Air Gun Curing System: Includes - One Hot Air Gun - One TTQSD-S16 Temperature Controller (with two sensor inputs) - One 6 m (20 ft) Type J Thermocouple - One 3 m (10 ft) Hot Gun Heater Output Cord - One Hot Air Gun Stand - One Storage/Carrying Case

\*Other temperatures available upon request

## VACUUM CURING/DEBULKING TABLE

### Features & Benefits

- ▶ Heat and vacuum in one easy step for debulking and curing composite parts
- ▶ Single setup greatly reduces overall time and cost associated with traditional debulking and autoclave curing
- ▶ Reusable vacuum bag with an 800% elongation factor
- ▶ Curing temperatures up to 204°C (400°F)
- ▶ Individual zone controls
- ▶ Wide variety of configurations available to meet your application



VT10000 Series



VT8000 Series with top heat



VT4000 Series



VT4000 Series with top heat

**Custom sizes and watt densities available.**

## VACUUM CURING/DEBULKING TABLE

### Specifications

#### General

**Maximum Continuous Operating Temperature:** 204°C (400°F)

**Temperature Control Type:** Programmable, PID autotuning, multiple ramp/soak steps

**Temperature Control Display:** Dual display shows set-point and actual process temperature

**Temperature Display Units:** °C or °F

**Heating Element:** Multi-stranded resistance wire heating tapes layed out evenly underneath aluminum surface for optimal temperature uniformity

**Heater Break Protection:** Included

**Alarms:** Type-J thermocouple with audible high temperature alarm and loop break alarm

**Security:** Program security lock levels

**Table Surface Material:** T6061 Aluminum

**Table Surface Thickness:** 13 mm (0,5 in)

**Table Structure:** 635 mm (2,5 in) steel box tubing

**Lid:** Dual ball screw actuators for positive lid movement

**Safety Interlocked Push Buttons:** Ensures both hands are on the operating console while the lid is in motion

**Casters:** Polyurethane, (6) swivel, ends are locking type

**Sound Level:** Less than 65 db CFM of db

#### Power

**Voltage:** Choice of 3-phase 208, 240, 380, or 480 VAC

**Frequency:** 50-60 Hz

**Fuse Protection:** Included

#### Vacuum

**Vacuum Pump:** 2-stage electric oil-less rocker piston vacuum pump

**Vacuum Gauge:** Dry, dual scale, 0- 30 inHg / 0-100 kPa / 0-1 bars, 635 mm (2,5 in) diameter

**Vacuum Bag:** High tear strength, reversion resistant silicone rubber reusable vacuum bag, clear, 25 shore A hardness, 800% elongation, 700 PSI tensile

**Vacuum Seal:** Silicone rubber delta seal

**Maximum Vacuum Pressure:** 711 mmHg (28,8 inHg)



VT10000 Series with top heat



Easy-to-Use Operator Interface



Vacuum Pump

## VACUUM CURING/DEBULKING TABLE

### Specifications (continued)

#### Physical Dimensions and Weights

Size	VT4000	VT8000	VT10000
Width	1,9 m (77 in)	3,6 m (143 in)	3,8 m (150 in)
Depth	1,8 m (72 in)	1,8 m (72 in)	2,1 m (84 in)
Height (closed)	1,1 m (45 in)	1,1 m (45 in)	1,1 m (45 in)
Height (open)	3,0 m (118 in)	3,0 m (118 in)	3,0 m (118 in)
Top Surface Area	1,5 m x 1,7 m (60 in x 66 in)	1,5 m x 3,4 m (60 in x 132 in)	1,8 m x 3,7 m (72 in x 144 in)
Useable Area	1,3 m x 1,4 m (52 in x 56 in)	1,3 m x 3,1 m (52 in x 124 in)	1,7 m x 3,5 m (66 in x 138 in)
Vacuum Ports	1	4	6
Weight	544 kg (1200 lbs)	907 kg (2000 lbs)	1633 kg (3600 lbs)

#### Amperage Requirements

Table Size	3-Phase Voltage @ 3.0 W/in <sup>2</sup>			
	240	208	480	380
VT4000	50	55	30	35
VT8000	85	95	50	55
VT10000	110	120	60	70

#### Ordering Information

##### Vacuum Debulking/Curing Table

##### Size:

4000 = 60 in x 66 in (1,5 m x 1,7 m) total  
 8000 = 60 in x 132 in (1,5 m x 3,4 m) total  
 10000 = 72 in x 144 in (1,8 m x 3,7 m) total

##### Voltage:

A = 240 VAC 3-phase  
 B = 208 VAC 3-phase  
 C = 480 VAC 3-phase  
 D = 380 VAC 3-phase

##### Wattage:

Wattage (standard): 30 (3,0 W/in<sup>2</sup>)

##### Table Options:

A- Table without lid, includes pump  
 B- Table with lid and pump  
 E- Table with lid, pump and data logger  
 F- Table with lid but no pump (connection only)  
 G- Table as "B" with dual power inputs

##### No. Zones (on Table):

1 - Single Zone (VT4000)  
 2 - Two Zones (VT8000 and VT10000)

##### Top Option:

- TH - Adds Top Heat Blanket  
 - I - Adds Top Insulating Blanket

VT 10000 - A 30 B 2 -TH



VT4000 Series

**Custom Sizes and Designs Available: Contact BriskHeat® or your local distributor for more information.**

## VACUUM BAGGING MATERIALS

### Vacuum Bagging Film

Cut-to-order — Ideal for composite curing applications

**Width:** 1372 mm (54 in) wide per linear foot

**Maximum Recommended Use Temperature:** 177°C (350°F)

**Melting Point:** 204°C (400°F)

**Material:** Nylon

**Color:** Clear

**Thickness:** 0,05 mm (0,002 in)

**Tensile Strength:** 7,000 psi

**Density:** 1,13 g/cm<sup>3</sup> (0,04 lb/in<sup>3</sup>)

**Part Number:** ACR-BAG-001



### High-Performance Release Film

Cut-to-order fluoropolymer release film

**Width:** 1219 mm (48 in) wide per linear foot

**Maximum Recommended Use Temperature:** 260°C (500°F)

**Base Polymer:** Non-perforated E-TFE

**Color:** Transparent blue

**Thickness:** 0,025 mm (0,001 in)

**Elongation at Break:** 350%

**Tensile Strength:** 7,000 psi

**Density:** 1,73 g/cm<sup>3</sup> (0,06 lb/in<sup>3</sup>)

**Part Number:** ACR-FLM-001



### Breather Cloth

Cut-to-order non-woven polyester breather/bleeder cloth

**Width:** 1524 mm (60 in) wide per linear yard

**Maximum Recommended Use Temperature:** 204°C (400°F)

**Nominal Weight:** 135 g/m<sup>2</sup> (4 oz/yd<sup>2</sup>)

**Color:** White

**Part Number:** ACR-BCT-001



### Vacuum Bag Sealant Tape

**Roll Size:** 13 mm wide x 7,6 m long (0,5 in wide x 25 ft long)

**Maximum Recommended Use Temperature:** 204°C (400°F)

**Base Material:** Synthetic rubber

**Thickness:** 3 mm (0,125 in)

**Color:** Yellow

**Part Number:** ACR-SLT-001





# MICA, CARTRIDGE, & IMMERSION **HEATERS**



**BriskHeat®**

## MICA HEATERS

### Features & Benefits

- ▶ High-temperature galvanized sheath provides oxidation resistance and extreme durability
- ▶ Premium grade mica insulation offers excellent electrical isolation and corrosion resistance
- ▶ Stainless steel band barrel clamps maintain clamping pressure at elevated temperatures
- ▶ Nickel/chromium resistance wire is evenly wound for uniform heat distribution and reliable accuracy
- ▶ Low-profile designs are approximately 3 mm (1/8 in) thick
- ▶ High-watt density up to 6 W/cm<sup>2</sup> (40 W/in<sup>2</sup>) for high-performance heating
- ▶ Operating temperature 482 °C (900 °F) standard, or 649 °C (1200 °F) with stainless steel sheath



### Strip Heater Specifications

**Length:** 63,5 mm (2,5") to 1219 mm (48")

**Width:** 19 mm (0,75") minimum

**Voltage:** Up to 480 VAC, dual 120/240 or 240/480, single or 3-phase

**NEW!**



### Standard Band Heater Specifications

**Diameter:** 35-305 mm (1,5–12 in)\*

**Width:** 25-305 mm (1–12 in)\*

**Voltage:** Up to 480 VAC, Dual 120/240 or 240/480; single or 3-phase

**Maximum Wattage:** Determined by heater size and application temperature

**Standard Construction:** One-piece with post terminals and straps



### Customize Your Mica Heater\*

**Power Density:** Up to 8,0 W/cm<sup>2</sup> (52 W/in<sup>2</sup>)

**Sheath Material:** Galvanized steel or stainless steel

**Clamping Options:** Weld-on barrel nut, heavy duty barrel nut, spring-loaded barrel nut, full strap, wedge, flange

**Lead Wire Options:** 454 °C (850 °F) Duraflex® (std), Teflon™, silicone

**Lead Wire Protection:** Stainless steel braid or flexible conduit, spring guard, right-angle cap, strain relief

**Terminal Options:** Ground post, ceramic terminal cover, button terminals, terminal box

**Other Options:** Europlug, temperature sensor, two-piece design, hinged custom holes and slots

\*Not all options are available in all sizes

+Consult BriskHeat for maximum dimensions



## MICA BAND & NOZZLE HEATERS

### Watt Density Guidelines

Heater ID	Heater Application Temperature						
	93°C (200°F)	149°C (300°F)	204°C (400°F)	260°C (500°F)	316°C (600°F)	371°C (700°F)	427°C (800°F)
38-76 mm (1.5-3 in)	52	51	50	46	41	37	29
76-254 mm (3-10 in)	47	46	45	42	38	33	25
> 254 mm (> 10 in)	41	40	39	36	31	27	20

### Post Terminals



Both sides of gap  
(standard)



Vertical



Horizontal

### Terminal Box



### Euro Plug



### Internal Thermocouple



### Lead Wires



Both sides of gap



One side of gap



180° from gap



Straight out of the side



With stainless  
steel spring



Right angle out of cap

### Clamping



Strap



Welded-on barrel nut



Flange



Spring-loaded



Wedge

### Standard Nozzle Heater Specifications

**Diameter:** 25-76 mm (1-3 in)

**Width:** 25-152 mm (1-6 in)

**Voltage:** Up to 480 VAC

**Maximum Wattage:** Determined by heater size and application temperature

**Standard Construction:** 254 mm (10 in) hi-temp leads and clamping straps (stainless steel braid and wedge clamps available)



**More than 140 Band and Nozzle Heaters available!**



## CARTRIDGE HEATERS

**BriskHeat Swaged Cartridge Heaters are the premier choice for the most demanding applications.** They feature very high-watt densities for rapid heat-up. Durability and superior heat transfer are accomplished with specially designed cores which use a magnesium oxide fill material, nickel chromium resistance wire, high-temperature corrosion resistant sheath materials, and a refined swaging process. Our hole clearance design guide allows for maximum heat transfer and energy efficiency in localized areas. These heaters can be used in applications up to 871 °C (1600 °F).

**Choose from over 14,000 standard cartridge heater configurations or let us design a unique heater for your special application.**

### Standard Construction

NEW!

<p><b>1</b> TIG-welded end disc – To prevent contamination and moisture absorption.</p> <p><b>2</b> 304 stainless steel sheath – For oxidation resistance in a wide variety of environments.</p> <p><b>3</b> High-purity magnesium oxide fill – For maximum dielectric strength and thermal conductivity. Highly compacted for maximum heat transfer.</p>	<p><b>4</b> Nickel-chromium resistance wire – Evenly wound for even heat distribution and maximum heater life.</p> <p><b>5</b> High-impact ceramic cap – Reduces contamination and is suitable for high vibration applications. Deep holes in cap prevent fraying of leads when bent.</p> <p><b>6</b> High-temperature lead wires – Maximum exposure up to 550°C (1022°F).</p>
---	--

### Customize Your Cartridge Heater

**Voltage:** Up to 480 VAC, Dual 120/240 or 240/480; Single or 3-phase

**Power Density:** Up to 46,5 W/cm<sup>2</sup> (300 W/in<sup>2</sup>)

**Sheath Material:** 304 SS, 316 SS, incoloy

**End-Piece Seals:** Ceramic, lava, mica

**Lead Termination:** Swaged-in, crimped-on, straight pin (posts)

**Lead Wire Options:** Duraflex<sup>®</sup>, Teflon<sup>™</sup>, silicone, SJO cord

**Potting:** Cement, epoxy, RTV, epoxy over RTV

**Lead Protection:** Braid, flexible conduit, convoluted hose, sleeving, right angles, strain relief

**Fittings:** Brass or SS single NPT, brass or SS double NPT, flange, mechanical stop

**Special Construction:** Grounded, spring guards, distributive wattage, internal thermocouple, bent



Fiberglass Leads



SS Braid



Right-Angle SS Braid



Right-Angle SS Conduit



Brass NPT Fitting



Flange



Square Heater

Contact briskheat today for available stock or custom quote.

## CARTRIDGE HEATERS

### Features & Benefits

- ▶ Choice of sheath materials for high-temperature or corrosive applications
- ▶ High-watt density provides rapid heat-up
- ▶ Distributed wattage puts more power where needed
- ▶ Available with integrated thermocouple
- ▶ Diameters with custom lengths
- ▶ Over 14,000 standard configurations in stock
- ▶ Metric sizes (mm): 6, 6.5, 8, 10, 12, 12.5, 13, 14, 16, 17, 19, 20, 25

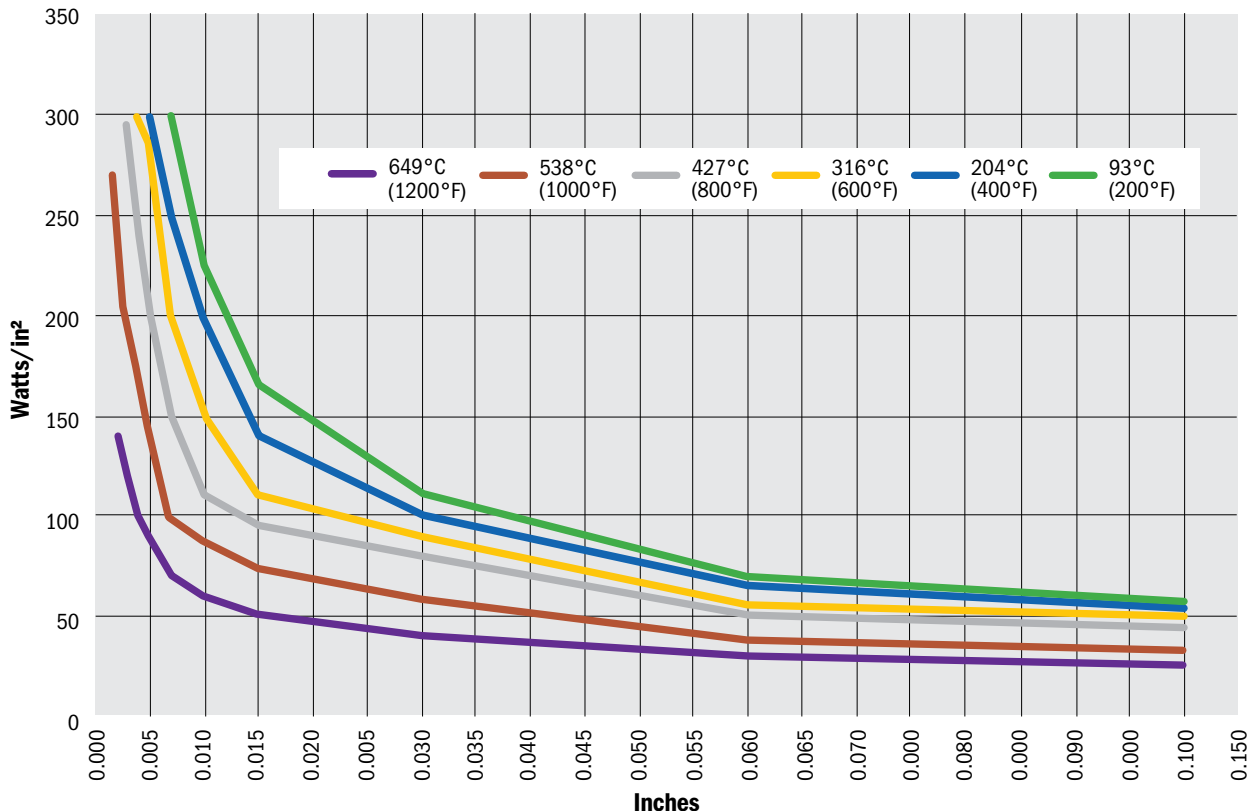
### Standard Specifications

Nominal Diameter	Minimum Diameter mm (in)	Maximum Diameter mm (in)	Std. Lead Wire Gauge	Max Amps w/Std. Leads	Max Lead Wire Gauge	Maximum Amps	Maximum Volts
1/8 in	3,02 (0,119)	3,05 (0,124)	24	3,6	24	3,6	240
1/4 in	6,20 (0,224)	6,32 (0,249)	24	6	22	9	300
6,5 mm	6,35 (0,250)	6,48 (0,255)	24	6	22	9	300
5/16 in	7,77 (0,306)	7,90 (0,311)	24	6	22	9	300
8 mm	7,85 (0,309)	7,98 (0,314)	24	6	22	9	300
3/8 in	9,37 (0,369)	9,50 (0,374)	22	9	18	15	480
10 mm	9,86 (0,388)	9,98 (0,398)	22	9	18	15	480
12 mm	11,84 (0,466)	11,96 (0,471)	22	9	18	15	480
12,5 mm	12,34 (0,486)	12,47 (0,491)	22	9	18	15	480
1/2 in	12,55 (0,494)	12,67 (0,499)	22	9	18	15	480
13 mm	12,85 (0,506)	12,98 (0,511)	22	9	18	15	480
17/32 in	13,34 (0,525)	13,46 (0,530)	22	9	18	15	480
14 mm	13,84 (0,545)	13,97 (0,550)	18	15	14	26	480
5/8 in	15,72 (0,619)	15,85 (0,624)	18	15	14	26	480
16 mm	15,85 (0,624)	15,98 (0,629)	18	15	14	26	480
17mm	16,84 (0,663)	16,97 (0,668)	18	15	14	26	480
11/16 in	17,32 (0,682)	17,45 (0,687)	18	15	14	26	480
19 mm	18,85 (0,742)	18,97 (0,747)	18	15	14	26	480
3/4 in	18,90 (0,744)	19,02 (0,749)	18	15	14	26	480
25 mm	24,84 (0,978)	24,97 (0,983)	18	15	14	26	480
1 in	25,25 (0,994)	25,37 (0,999)	18	15	14	26	480

### Ideal for

- Injection molding
- Package sealers
- Glue/adhesive melting
- Medical equipment
- 3D printers
- Mass spectrometry
- Compressors
- Platen/die heating
- Food services
- Life sciences
- Semiconductor manufacturing

### Maximum Watt Density with Temperature and Total Hole Clearance (inches)



**CARTRIDGE HEATERS**

**Ordering Information**

Standard Construction: 10 in (254 mm) Duraflex® Leads, 304 SS sheath

**1/4 in Diameter**

Heater Length mm (in)	Volts	Watts	Part No.
25 (1,00)	120	55	HR25010H
25 (1,00)	120	100	HR25010J
25 (1,00)	240	100	HR25010K
25 (1,00)	120	150	HR25010L
32 (1,25)	120	100	HR25012F
32 (1,25)	120	150	HR25012G
32 (1,25)	240	150	HR25012H
32 (1,25)	120	75	HR25012T
38 (1,50)	240	150	HR25015AU
38 (1,50)	120	100	HR25015K
38 (1,50)	120	150	HR25015L
38 (1,50)	120	200	HR25015M
38 (1,50)	240	200	HR25015N
50 (2,00)	120	40	HR25020AX
50 (2,00)	240	40	HR25020AY
50 (2,00)	120	100	HR25020N
50 (2,00)	120	150	HR25020P
50 (2,00)	240	150	HR25020Q
50 (2,00)	120	200	HR25020R
50 (2,00)	240	200	HR25020S
50 (2,00)	120	250	HR25020T
50 (2,00)	240	250	HR25020U
64 (2,50)	120	200	HR25025E
64 (2,50)	240	200	HR25025H
76 (3,00)	240	250	HR25030AM
76 (3,00)	120	75	HR25030AR
76 (3,00)	240	75	HR25030AS
76 (3,00)	120	200	HR25030H
76 (3,00)	240	200	HR25030J
76 (3,00)	120	300	HR25030K
76 (3,00)	240	300	HR25030L
102 (4,00)	240	100	HR25040AQ
102 (4,00)	240	375	HR25040AR
102 (4,00)	120	100	HR25040J
102 (4,00)	120	200	HR25040K
102 (4,00)	240	200	HR25040L
102 (4,00)	120	300	HR25040M
102 (4,00)	240	300	HR25040N
127 (5,00)	120	300	HR25050AF
127 (5,00)	240	450	HR25050AP
127 (5,00)	120	350	HR25050P
127 (5,00)	240	350	HR25050Q
152 (6,00)	120	150	HR25060AC
152 (6,00)	240	150	HR25060AD
152 (6,00)	120	400	HR25060R
152 (6,00)	240	400	HR25060S

**5/16 in Diameter**

Heater Length mm (in)	Volts	Watts	Part No.
50 (2,00)	120	100	HR31020E
50 (2,00)	240	100	HR31020F
50 (2,00)	240	300	HR31020G
76 (3,00)	120	300	HR31030D
76 (3,00)	240	300	HR31030E
102 (4,00)	120	300	HR31040A
102 (4,00)	240	300	HR31040B
127 (5,00)	120	300	HR31050F
127 (5,00)	240	300	HR31050G

**3/8 in Diameter**

Heater Length mm (in)	Volts	Watts	Part No.
25 (1,00)	240	100	HR37010M
32 (1,25)	240	100	HR37012J
32 (1,25)	120	100	HR37012K
32 (1,25)	120	150	HR37012L
32 (1,25)	240	150	HR37012M
38 (1,50)	120	50	HR37015L
38 (1,50)	240	100	HR37015M
38 (1,50)	120	100	HR37015N
38 (1,50)	120	150	HR37015P
38 (1,50)	240	150	HR37015Q
38 (1,50)	120	200	HR37015R
38 (1,50)	240	200	HR37015S
38 (1,50)	120	250	HR37015X
38 (1,50)	240	250	HR37015Y
44 (1,75)	240	100	HR37017E
44 (1,75)	120	200	HR37017F
44 (1,75)	240	200	HR37017G
50 (2,00)	120	75	HR37020BF
50 (2,00)	240	75	HR37020BG
50 (2,00)	120	50	HR37020L
50 (2,00)	120	150	HR37020M
50 (2,00)	240	150	HR37020N
50 (2,00)	120	250	HR37020P
50 (2,00)	120	100	HR37020Q
50 (2,00)	120	200	HR37020R
50 (2,00)	120	200	HR37020S
50 (2,00)	240	250	HR37020T
50 (2,00)	240	300	HR37020U
50 (2,00)	120	300	HR37020V
50 (2,00)	240	300	HR37020W
57 (2,25)	120	125	HR37022E
57 (2,25)	120	175	HR37022F
57 (2,25)	120	300	HR37022G
57 (2,25)	120	300	HR37022H
64 (2,50)	120	250	HR37025J
64 (2,50)	240	250	HR37025K
64 (2,50)	240	155	HR37025Z

**3/8 in Diameter (continued)**

Heater Length mm (in)	Volts	Watts	Part No.
25 (1,00)	240	100	HR37010M
32 (1,25)	240	100	HR37012J
32 (1,25)	120	100	HR37012K
32 (1,25)	120	150	HR37012L
32 (1,25)	240	150	HR37012M
38 (1,50)	120	50	HR37015L
38 (1,50)	240	100	HR37015M
38 (1,50)	120	100	HR37015N
38 (1,50)	120	150	HR37015P
38 (1,50)	240	150	HR37015Q
38 (1,50)	120	200	HR37015R
38 (1,50)	240	200	HR37015S
38 (1,50)	120	250	HR37015X
38 (1,50)	240	250	HR37015Y
44 (1,75)	240	100	HR37017E
44 (1,75)	120	200	HR37017F
44 (1,75)	240	200	HR37017G
50 (2,00)	120	75	HR37020BF
50 (2,00)	240	75	HR37020BG
50 (2,00)	120	50	HR37020L
50 (2,00)	120	150	HR37020M
50 (2,00)	240	150	HR37020N
50 (2,00)	120	250	HR37020P
50 (2,00)	120	100	HR37020Q
50 (2,00)	240	100	HR37020R
50 (2,00)	120	200	HR37020S
50 (2,00)	240	200	HR37020T
50 (2,00)	240	250	HR37020U
50 (2,00)	120	300	HR37020V
50 (2,00)	240	300	HR37020W
57 (2,25)	120	125	HR37022E
57 (2,25)	120	175	HR37022F
57 (2,25)	120	300	HR37022G
57 (2,25)	240	300	HR37022H
64 (2,50)	120	250	HR37025J
64 (2,50)	240	250	HR37025K
64 (2,50)	240	155	HR37025Z





## 1/2 in Diameter (continued)

Heater Length mm (in)	Volts	Watts	Part No.
254 (10,00)	240	2000	HR50100N
254 (10,00)	120	1000	HR50100P
254 (10,00)	240	1000	HR50100Q
254 (10,00)	240	1500	HR50100R
254 (12,00)	120	600	HR50120AF
254 (12,00)	240	600	HR50120AG
305 (12,00)	120	500	HR50040T
305 (12,00)	120	1000	HR50120K
305 (12,00)	240	1000	HR50120L
305 (12,00)	240	1500	HR50120M
305 (12,00)	240	2000	HR50120N
356 (14,00)	240	1000	HR50140C
356 (15,00)	240	1000	HR50150K
356 (15,00)	240	1500	HR50150L
406 (16,00)	240	1000	HR50160N
406 (16,00)	120	800	HR50160T
406 (16,00)	240	800	HR50160U

## 5/8 in Diameter

Heater Length mm (in)	Volts	Watts	Part No.
38 (1,50)	120	200	HR62015A
51 (2,00)	120	200	HR62020C
51 (2,00)	240	200	HR62020D
51 (2,00)	120	100	HR62020F
51 (2,00)	240	100	HR62020G
51 (2,00)	240	300	HR62020H
64 (2,50)	120	250	HR62022A
57 (2,25)	240	250	HR62022B
76 (3,00)	120	250	HR62030E
76 (3,00)	240	250	HR62030F
76 (3,00)	120	400	HR62030G
76 (3,00)	240	400	HR62030J
76 (3,00)	120	500	HR62030K
76 (3,00)	240	500	HR62030L
76 (3,00)	120	200	HR62030R
76 (3,00)	240	200	HR62030S
95 (3,75)	120	525	HR62037B
95 (3,75)	240	525	HR62037C
102 (4,00)	120	250	HR62040AH
102 (4,00)	240	250	HR62040AJ
102 (4,00)	240	700	HR62040AK
102 (4,00)	120	500	HR62040E
102 (4,00)	240	500	HR62040F
102 (4,00)	240	1000	HR62040G
102 (4,00)	240	750	HR62040H
102 (4,00)	120	500	HR62050G
102 (4,00)	240	500	HR62050H
102 (4,00)	240	750	HR62050J
102 (4,00)	240	1000	HR62050K
102 (4,00)	120	300	HR62050V
102 (4,00)	240	300	HR62050W
136 (5,37)	240	800	HR62053A
152 (6,00)	240	500	HR62060H

## 5/8 in Diameter (continued)

Heater Length mm (in)	Volts	Watts	Part No.
152 (6,00)	240	750	HR62060J
152 (6,00)	240	1000	HR62060K
152 (6,00)	120	375	HR62060W
152 (6,00)	240	375	HR62060X
178 (7,00)	120	1000	HR62070D
178 (7,00)	240	1500	HR62070E
178 (7,00)	240	1000	HR62070F
203 (8,00)	120	500	HR62080AB
203 (8,00)	240	500	HR62080AC
203 (8,00)	240	1200	HR62080AE
203 (8,00)	240	1000	HR62080H
203 (8,00)	120	1000	HR62080J
203 (8,00)	240	1500	HR62080K
229 (9,00)	240	1000	HR62090B
229 (9,00)	240	1500	HR62090C
229 (9,00)	240	1400	HR62090L
254 (10,00)	240	2000	HR62100E
254 (10,00)	240	1000	HR62100F
254 (10,00)	240	1500	HR62100G
254 (10,00)	120	650	HR62100S
254 (10,00)	240	650	HR62100T
305 (12,00)	240	1500	HR62120C
305 (12,00)	240	2000	HR62120D
305 (12,00)	240	1000	HR62120E
305 (12,00)	120	775	HR62120Q
305 (12,00)	240	775	HR62120R
356 (14,00)	240	1500	HR62140G
356 (14,00)	240	2400	HR62140H
356 (14,00)	240	900	HR62140M
356 (14,00)	240	2000	HR62140P
406 (16,00)	240	1000	HR62160N
406 (16,00)	240	2110	HR62160P
406 (16,00)	120	1050	HR62160V
406 (16,00)	240	1050	HR62160W
610 (24,00)	240	1000	HR62240G
610 (24,00)	240	1500	HR62240H
610 (24,00)	240	2000	HR62240J

## 3/4 in Diameter

Heater Length mm (in)	Volts	Watts	Part No.
50 (2,00)	120	200	HR75020A
50 (2,00)	240	200	HR75020B
50 (2,00)	240	300	HR75020C
76 (3,00)	240	400	HR75030A
76 (3,00)	240	500	HR75030B
76 (3,00)	120	500	HR75030G
76 (3,00)	240	225	HR75030H
102 (4,00)	120	500	HR75040D
102 (4,00)	240	500	HR75040E
102 (4,00)	240	750	HR75040F
102 (4,00)	120	1000	HR75040G
102 (4,00)	120	300	HR75040T
102 (4,00)	240	300	HR75040U

## 3/4 in Diameter (continued)

Heater Length mm (in)	Volts	Watts	Part No.
127 (5,00)	240	500	HR75050E
127 (5,00)	240	1000	HR75050F
127 (5,00)	120	1000	HR75050G
127 (5,00)	120	375	HR75050L
127 (5,00)	240	375	HR75050M
152 (6,00)	120	500	HR75060C
152 (6,00)	240	750	HR75060D
152 (6,00)	240	1500	HR75060E
152 (6,00)	240	500	HR75060F
152 (6,00)	240	1000	HR75060G
152 (6,00)	120	450	HR75060N
152 (6,00)	240	450	HR75060P
152 (6,00)	240	1200	HR75060Q
178 (7,00)	120	500	HR75070A
178 (7,00)	240	500	HR75070B
178 (7,00)	240	1000	HR75070C
178 (7,00)	240	1500	HR75070D
203 (8,00)	120	750	HR75080G
203 (8,00)	240	750	HR75080H
203 (8,00)	240	1500	HR75080J
203 (8,00)	240	2000	HR75080K
203 (8,00)	240	1000	HR75080L
203 (8,00)	120	600	HR75080W
203 (8,00)	240	600	HR75080X
229 (9,00)	240	1800	HR75090D
254 (10,00)	240	1000	HR75100B
254 (10,00)	240	1500	HR75100C
254 (10,00)	240	2000	HR75100D
254 (10,00)	120	800	HR75100P
254 (10,00)	240	800	HR75100Q
254 (10,00)	240	1600	HR75100R
254 (12,00)	240	1000	HR75120C
254 (12,00)	240	1500	HR75120D
254 (12,00)	240	2000	HR75120E
254 (12,00)	120	950	HR75120R
254 (12,00)	240	950	HR75120S
356 (14,00)	240	1100	HR75140J
356 (14,00)	240	2200	HR75140K
406 (16,00)	240	1250	HR75160F
610 (24,00)	240	1000	HR75240L
610 (24,00)	240	1500	HR75240M
610 (24,00)	120	2000	HR75240N

## 25/32 in Diameter

Heater Length mm (in)	Volts	Watts	Part No.
200 (7,87)	240	1000	HR78078C
200 (7,87)	240	1500	HR78078F
400 (15,75)	240	3200	HR78157B

## IMMERSION CARTRIDGE HEATERS

### Features & Benefits

- ▶ 316 stainless steel sheath for corrosion resistance
- ▶ Internal heat source is close to sheath, maximizing heat transfer
- ▶ Magnesium oxide packing minimizes internal temperature losses
- ▶ NPT threaded bushing for sealing against process liquid
- ▶ Customized wattage for application

### Specifications

**Voltage:** 120 or 240 VAC, single or 3-phase

**Power Density:** Up to 11 watts/cm<sup>2</sup> (70 watts/in<sup>2</sup>) (determined by heater diameter and maximum amps)

#### Maximum Amp Load

Catalog No.	EM25	EM37	EM50	EM62	EM75	EM1.0	EM1.2	EM1.9	EM2.3
Bushing NPT	1/8	1/4	3/8	1/2	3/4	1	1-1/4	2	2-1/2
Element Dia (in)	0,25	0,37	0,5	0,62	0,75	1,0	1,25	1,9	2,3
Maximum Amps	3,5	6,0	10	10	15	25	30	40	50



### Customize Your Immersion Cartridge Heater\*

**Other voltages and distributive wattage available**

**Sheath Material:** 316 stainless steel or incoloy

**Mounting Bushings:** Brass, stainless steel, single NPT or double coupling head

**Thermocouple:** Type-J, Type-K, grounded, ungrounded

**Potting Leads:** Epoxy, silicone rubber, or ceramic-metal; hermetically sealed

**Lead Configuration:** Right angle, spring protection, ground wire, fiberglass, or silicone sleeves; strain-relief

**Lead Protection:** Flexible stainless steel conduit, stainless steel flexible braid

**Terminal Enclosure:** Nema 1 general purpose, Nema 1 rust resistant, moisture resistant, explosion resistant

\*Not all options are available in all sizes

**IMPORTANT: The heated portion is designed to be fully immersed in liquid. A temperature controller is required for these products. See options starting on page 145.**

**UL Recognized** - E56973

**CSA** - 016-0-000

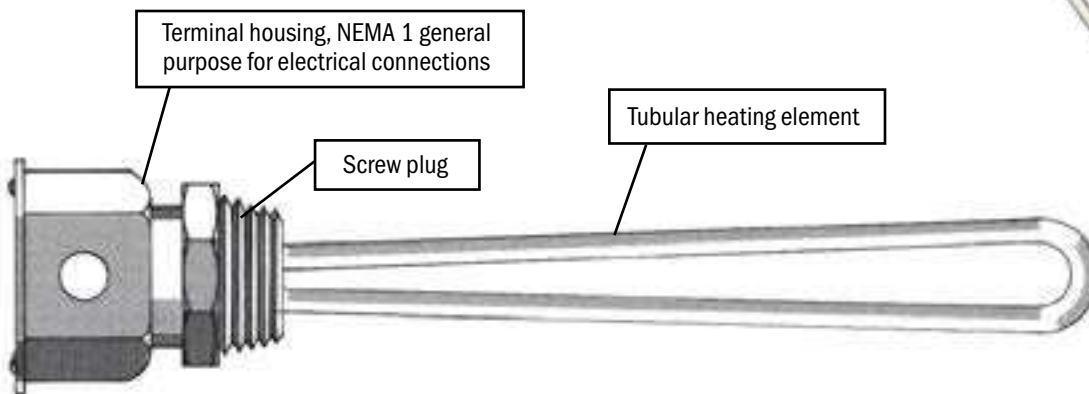
## SCREW PLUG IMMERSION HEATERS

### Features & Benefits

- ▶ Steel, copper, or incoloy sheathed elements. One, two or three per unit depending on size
- ▶ Element supports in multiple element units for proper element spacing as required
- ▶ Screw plugs 1 in, 1¼ in, 2 in, and 2½ in NPT based on element configuration
- ▶ Optional thermostat and well for temperature control
- ▶ General purpose terminal housing with conduit opening
- ▶ 120V, 208V, 240V, 480V, single or three phase which are factory wired to your requirements
- ▶ Long, trouble-free service
- ▶ Made in USA



### Construction



### Customize Your Screw Plug Immersion Heater

#### Other voltages available

**Sheath Material:** Copper, steel, or stainless steel

**Screw Plug Material:** Brass, steel, or stainless steel

**Terminal Housing:** NEMA 1, or moisture/explosion resistant

**Thermostat available**

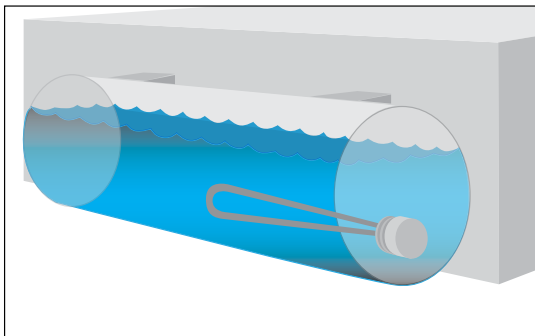
**UL AND C-UL Recognized** - E177353

## SCREW PLUG HEATER SELECTION GUIDE

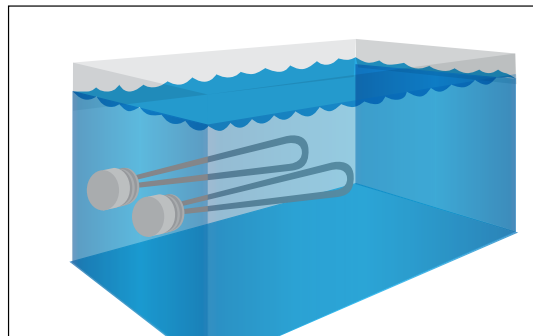
Application	Solution or Application	Alkaline or Acid Content (Est. % by Volume)	Sheath Material	Typical Watt Density (watts/sq. in.)	Screw Plug Material
<b>Water and Very Mild Solutions</b>	Clean Water Neutral	pH6-8	Copper	45	Brass
	Process Water or Very Mild Solutions	pH5-9, 2-3%	Incoloy	45	Stainless Steel
	Mild Solutions	5-6%	Incoloy	45	Stainless Steel
	Deminerlized or Deionized Water	-	Incoloy	45	Stainless Steel
<b>Oil Heating</b>	Low Viscosity Oil	-	Steel	23	Steel
	Medium Viscosity Oil	-	Steel	15	Steel
	High Viscosity Oil	-	Steel	6	Steel
<b>Specialty Heaters</b>	Process Water	pH5-9	Incoloy	45	Brass
	Deminerlized Water	-	Incoloy	45	Stainless Steel
	Low Viscosity Oil	-	Incoloy	23	Steel
	Pipe Insert	-	Incoloy	12	Brass
	Hot Tubs, Spa	Treated	Incoloy	100	Brass
	Commercial Equipment	Clean Water	Incoloy	30	Brass
	Commercial Equipment	Clean Water	Copper	60	Brass

### Installation

The heater is screwed into a pipe coupling or half coupling in a tank. Units must be immersed at all times for proper operation.



Oil Reservoir Heater



Tank Heater

### EASY WAYS TO ORDER

1. Contact your local distributor. Check BriskHeat.com to locate a local distributor.
2. Call BriskHeat® at 800-848-7673 or 614-294-3376. We have a staff of application specialists to solve your unique needs.
3. Order online at BriskHeat.com - 24/7.

### PAYMENT TERMS

#### Credit Card Options



#### Net 30 Option

Net 30 Terms are available to qualified companies. Please contact your Account Manager for additional details.


# HVAC & PLUMBING



**BriskHeat®**

## HOT WATER HEATER ELEMENTS & TUNE-UP KITS


**NEW!**



Straight "Hairpin" Style



Foldback Style



Heavy-Duty Foldback Style\*

\* Resists dry firing, lime deposits, and sand that could cause burn-out to ordinary elements. Best when water has high-mineral content. Minimum tank diameter 38 cm (15 in)

### Features & Benefits

- ▶ Gaskets and instructions included
- ▶ Simplifies electric water heater diagnostics and repair
- ▶ Replacement for most major brands

### Specifications

- 240 VAC
- 4500 watts

### Ordering Information

Part No.	Description	Cross Reference for AO Smith/Apcon	Cross Reference for Camco	Cross Reference for Rheem
408188	Straight "Hairpin" Element	100108283/9000092015	02342/02343	N/A
408196	Foldback Element	100108283/9000092015	02583	N/A
408209	Hairpin Kit	100108283/9000092015	07013	UV20018
408217	Foldback Kit	100108283/9000092015	07033	N/A
408233	Heavy-Duty Foldback Style	100108283/9000405015	02923	N/A
408225	Wrench	100108406/9000092015	09883	N/A

### Installation Accessory



Screw-In Water Heater Element Wrench - Fits All Standard Screw-In Elements

### Each "Hairpin" Kit Includes

- One Therm-O-Disc lower thermostat
- One Therm-O-Disc upper thermostat
- Two 240V/4500W high-watt density screw-in type water heater elements - BriskHeat part #408188
- Two thermostat element gaskets

### Each Foldback Kit Includes

- One Therm-O-Disc lower thermostat
- One Therm-O-Disc upper thermostat
- Two 240V/4500W high-watt density screw-in type water heater elements - BriskHeat part #408196
- Two thermostat element gaskets

## SURESTART COMPRESSOR SOFT STARTERS

### Features & Benefits

- ▶ Reduces inrush start-current by up to 70%
- ▶ Automatically optimizes the starting current without a user interface
- ▶ Voltages from 110 to 460 VAC, single and three phase
- ▶ Reduces required size of back-up generators or solar power systems
- ▶ Extends equipment life by reducing torque by up to 70%
- ▶ Provides brownout protection
- ▶ Protects compressors and motors from:
  - Stalling
  - Overheating
  - Contactor arcing damage
  - Mechanical shock
  - Motor reversal



Single-Phase Model



NEW: Three-Phase Model

### Specifications

**Contactor:** Secondary

**Power Supply & Control Voltage:** Auto-start at power-up

**Start Current Reduction:** 70% (single phase); 40% (three phase)

**Start Torque Reduction:** Up to 70%

**Starts Per Hour:** 15

**Short Circuit Current Rating (SCCR):** 5 kA

**Operating Temperature Range:** -20 to 60°C (-4 to 140°F) Storage

**Temperature Range:** -40 to 85°C (-40 to 185°F)

**Life Expectancy at Maximum Load Rate:** Minimum 100000 cycles

**Dimensions:** 135 x 75 x 50 mm (5,30 x 2,94 x 1,96 in)

**Weight:** 500 g (1,11 lb)

**IP Rating:** IP20

### Typical Locked Rotor Amperage (LRA) Reduction with Soft-Starter

Motor Size	Before Soft-Starter	After Soft-Starter
7 hp	183 A	73 A
6 hp	150 A	60 A
5 hp	130 A	52 A
4 hp	100 A	40 A
3 hp	75 A	30 A
2 hp	50 A	20 A



### Ordering Information

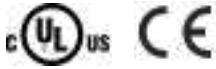
Part No.	Nominal Voltage Rating VAC	Phase	Frequency Hz ±3%	Maximum Load Amps	Maximum Starting Amps	Motor Current, max FLA range	Motor Size hp	Minimum Startup Voltage	Maximum High Voltage	Shutdown on Low Voltage
SS0B12-20SN	110 - 115	Single Phase	60	20	35	12 - 20 A	0,75 - 1,5	103	126	98
SS1B08-16SN	208 - 230		50/60	16	35	8 - 16 A	1,75 - 3,5	180	253	175
SS1B16-32SN	208 - 230		50/60	32	65	16 - 32 A	3,5 - 7	180	253	175
SS2A04-28SN	208 - 230	Three Phase	50/60	38	150	4 - 28 A	2 - 10	187	253	176
SS3A04-27SN	380		50/60	38	150	4 - 27 A	2 - 15	342	422	323
SS4A04-34SN	415		50	38	150	4 - 34 A	2 - 20	373	460	353
SS5A04-27SN	460		60	38	150	4 - 27 A	2 - 20	414	510	391

## CRANKCASE HEATERS FOR HVAC/R COMPRESSORS

### Features & Benefits

- ▶ Band-style is flexible and easy to install
- ▶ Rapid heat-up
- ▶ Moisture proof
- ▶ Corrosion resistant
- ▶ Grounded for safety
- ▶ OEM replacement

**NEW!**



### Specifications

**Material:** Aluminum band with SS closure strap

**Band Width:** 12,7 mm (0,5 in)

**Band Thickness:** 6,4 mm (0,25 in)

**Max Surface Temperature:** 150°C (302°F)

**Lead Wires:** 18 ga XLPE insulated leads with bare wire (no plug)

**Ground Wire:** 18 ga green/yellow insulated ground wire with ring terminal

**Clamp Style:** Quick-release band clamp with 5/16 in hex slotted screw



### Ordering Information

Step 1 - Measure the circumference or diameter of your crankcase or compressor

Step 2 - Determine voltage and wattage

Step 3 - Select heater based on those parameters

BriskHeat Part No.	Circumference cm (in)	Diameter cm (in)	Voltage	Wattage	Lead Length cm (in)	Ground Length cm (in)
840051001	38,9 to 55,9 (15,3 to 22)	12,4 to 17,8 (4,9 to 7)	240	40	54 (21,25)	54 (21,25)
840051002	52,1 to 68,8 (20,5 to 27,1)	16,5 to 22,1 (6,5 to 8,7)	240	40	55,2 (21,75)	74,3 (29,25)
840051004	54,1 to 71,1 (21,3 to 28)	17,3 to 22,6 (6,8 to 8,9)	480	70	55,2 (21,75)	74,3 (29,25)
840051006	54,1 to 71,1 (21,3 to 28)	17,3 to 22,6 (6,8 to 8,9)	240	70	122,6 (48,25)	122,6 (48,25)
840051007	69,3 to 86,4 (27,3 to 34)	22,1 to 27,4 (8,7 to 10,8)	240	93	122,6 (48,25)	122,6 (48,25)
840051008	69,3 to 86,4 (27,3 to 34)	22,1 to 27,4 (8,7 to 10,8)	480/400	93/66	122,6 (48,25)	122,6 (48,25)
840051009	100,3 to 117,1 (39,5 to 46,1)	32 to 37,3 (12,6 to 14,7)	230	95	73 (28,75)	74,3 (29,25)
840051010	69,3 to 86,4 (27,3 to 34)	22,1 to 27,4 (8,7 to 10,8)	230	66	122,6 (48,25)	122,6 (48,25)



## HOTBELT™ WRAPAROUND REFRIGERANT JUG WARMER

### Features & Benefits

- ▶ Adjustable fit design with hook & loop strap fits common size cylinders: 13 kg, 23 kg, and 57 kg (30 lb, 50 lb, and 125 lb)
- ▶ Designed to heat the tank surface to 49°C (120°F)
- ▶ Moisture and chemical resistant — IP56 rated
- ▶ 1,8 m (6 ft) long power cord with choice of plug
- ▶ Preheats and keeps refrigerant jug cylinders warm when servicing HVACR systems in cold weather
- ▶ Ensures adequate pressure from refrigerant to A/C or refrigeration system during cold weather servicing  
Ideal for portable and outdoor use
- ▶ Easy-to-use — simple plug-and-play design
- ▶ Rugged — provides long service life and can be used in a wide variety of environments

### Specifications

**Heater Width:** 152 mm (6 in)

**Length:** 660 mm (26 in)

**Thermostat:** Thermostat is preset to 70°C (158°F) and the heater is designed to heat the surface of the tank to 49°C (120°F)

**Exposure Temperature:** -51°C to 232°C (-60°F to 450°F)

**Voltage:** 120, 230, or 240 VAC

**Power Density:** 0,2 W/cm<sup>2</sup> (1,4 W/in<sup>2</sup>)

**Dielectric Strength:** Over 2000 volts

**Silicone Rubber Density:** 1560 g/m<sup>2</sup> (46,0 oz/yd<sup>2</sup>)

**Closure Method:** Adjustable strap

**Cylinder Diameter Range:** Minimum 229 mm (9 in)

**Power Cord:** 1,8 m (6 ft) long with choice of power plug

**IP Rating:** IP56

\*Variations in ambient temperature and material contents within the cylinder may affect actual surface temperature of the cylinder.

### Ordering Information

Part No.	Voltage VAC	Plug Type	Total Watts
HB1001	120	NEMA 5-15P	200
HB2001	240	NEMA 6-15P	200
HB2002	230	CEE 7/7	200

**NEW!**



**Plug & Play**



**Moisture & Chemical Resistant**

### Safe to use with common refrigerants:

- R-410A
- R-407C
- R-139A
- R-22
- R-404
- And more

## EVAPOWAY™ TUBULAR CONDENSATE EVAPORATOR PANS

**NEW!**

### Features & Benefits

- ▶ Runs independent of ambient conditions
- ▶ High-limit safety and float-switch operation
- ▶ Tubular-style heating element
- ▶ For use in non low flashpoint refrigerant applications
- ▶ Provides the required heat in the application to eliminate condensation water in commercial refrigeration, HVAC, and vertical transportation (elevators)
- ▶ Space-saving design
- ▶ Wide variety of sizes to accommodate different capacities and voltages



### Specifications

**Power Cord:** 914 mm (36 in) long

- 120 VAC includes standard 3-prong plug (NEMA 5-15)
- 208 and 240 VAC has bare wire leads
- Other lengths and terminations available upon request

**Pan Construction:** Corrosion resistant 22-gauge stainless steel

**Pan Size:** Wide range of choices

**Voltage:** 120, 208, or 240 VAC

**Wattage:** 200 to 3000 watts

**Dissipation Rate Options:** 5, 7 to 90, 8 liters per day (1, 5 to 24 gallons per day)

### Ordering Information

Part No.	Nominal Pan Size L x W x H mm (in)	Nominal Assembly Size L x W x H mm (in)	Capacity l (qt)	Watts	Volts	Amps	Maximum Dissipation Rate l (gal) per day
DM02T-1S				200	120	1,67	5,7 (1,5)
DM04T-1S	254 x 178 x 64 (10 x 7 x 2,5)	262 x 178 x 135 (10,3 x 7 x 5,3)	1,7 (1,75)	400	120	3,33	13,2 (3,5)
DM04T-2S				400	208	1,92	13,2 (3,5)
DM04T-3S				400	240	1,66	13,2 (3,5)
DM06S-1S				600	120	5,00	17 (4,5)
DM08S-1S	330 x 178 x 64 (13 x 7 x 2,5)	330 x 178 x 135 (13 x 7 x 5,3)	2,2 (2,37)	800	120	6,67	22,7 (6)
DM08S-2S				800	208	3,85	22,7 (6)
DM08S-3S				800	240	3,33	22,7 (6)
DM06M-1S				600	120	5,00	17 (4,5)
DM07M-1S				750	120	6,25	20,8 (5,5)
DM07M-2S	330 x 178 x 102 (13 x 7 x 4)	330 x 178 x 173 (13 x 7 x 6,8)	3,8 (4)	750	208	3,61	20,8 (5,5)
DM10M-1S				1000	120	8,33	30,3 (8)
DM10M-2S				1000	208	4,81	30,3 (8)
DM10M-3S				1000	240	4,17	30,3 (8)
DM08WS-1S				800	120	6,67	22,7 (6)
DM08WS-2S	330 x 254 x 64 (13 x 10 x 2,5)	330 x 262 x 135 (13 x 10,3 x 5,3)	4,1 (4,3)	800	208	3,85	22,7 (6)
DM08WS-3S				800	240	3,33	22,7 (6)

### Part No. Cross References

BriskHeat Part No.	Supco® Part No.	Birmingham Part No.
DM04T-1S	CP801	840111
DM08S-1S	CP802	880111
DM10M-1S	CP804	810134
DM10M-3S	CP804-240	-
DM10W-1D	CP804HD	810114
DM10W-3D	CP804HD-240	-
DM10W-1S	CP807	-
DM10W-3S	CP807-240	810244
DM10WW-1D	CP808	-
DM15WW-1D	CP815	815134
DM15WW-3D	CP815-240	815244
DM05W-1D	CP816	850114
DM10W-2D	CP817	810214
DM10W-2S	CP818	-
DM15W-1D	CP819	815144
DM15W-2D	CP820	815214
DM15WW-2D	CP821	815234

## Ordering Information

Part No.	Nominal Pan Size L x W x H mm (in)	Nominal Assembly Size L x W x H mm (in)	Capacity l (qt)	Watts	Volts	Amps	Maximum Dissipation Rate l (gal) per day
DM05W-1D				500	120	4,17	18,9 (5)
DM06W-1S				600	120	5	17 (4,5)
DM07W-1S				750	120	6,25	20,8 (5,5)
DM08W-1S				800	120	6,67	22,7 (6)
DM09W-1S				900	120	3,85	26,5 (7)
DM10W-1S				1000	120	8,33	30,3 (8)
DM10W-2S				1000	208	6,67	30,3 (8)
DM10W-3S				1000	240	7,50	30,3 (8)
DM10W-1D				1000	120	8,33	30,3 (8)
DM10W-2D				1000	208	4,81	30,3 (8)
DM10W-3D	330 x 254 x 102 (13 x 10 x 4)	330 x 262 x 173 (13 x 10,3 x 6,8)	6,6 (7)	1000	240	4,17	30,3 (8)
DM12W-1D				1200	120	10,00	37,9 (10)
DM15W-1S				1500	120	12,5	45,4 (12)
DM15W-2S				1500	208	7,21	45,4 (12)
DM15W-3S				1500	240	6,25	45,4 (12)
DM15W-1D				1500	120	12,5	45,4 (12)
DM015W-2D				1500	208	7,21	45,4 (12)
DM15W-3D				1500	240	6,25	45,4 (12)
DM18W-1D				1800	120	15,00	53 (14)
DM20W-2D				2000	208	9,61	56,8 (15)
DM20W-3D				2000	240	8,33	56,8 (15)
DM15X-3S	330 x 254 x 152 (13 x 10 x 6)	330 x 262 x 224 (13 x 10,3 x 8,8)	9,5 (10)	1500	240	6,25	45,4 (12)
DM18X-1D				1800	120	15,00	53 (14)
DM15XY-2S	533 x 152 x 152 (21 x 6 x 6)	533 x 160 x 224 (21 x 6,3 x 8,8)	8,5 (9)	1500	208	7,21	45,4 (12)
DM15XY-3S				1500	240	6,25	45,4 (12)
DM05WW-1D				500	120	4,17	18,9 (5)
DM10WW-1D				1000	120	8,33	30,3 (8)
DM10WW-2D				1000	208	4,81	30,3 (8)
DM10WW-3D				1000	240	4,17	30,3 (8)
DM12WW-1D				1200	120	10,00	37,9 (10)
DM15WW-1D	533 x 330 x 102 (21 x 13 x 4)	533 x 330 x 173 (21 x 13 x 6,8)	14,2 (15)	1500	120	12,5	45,4 (12)
DM15WW-2D				1500	208	7,21	45,4 (12)
DM15WW-3D				1500	240	6,25	45,4 (12)
DM18WW-1D				1800	120	15,00	53 (14)
DM20WW-2D				2000	208	9,62	56,8 (15)
DM20WW-3D				2000	240	8,33	56,8 (15)
DM30WW-1S	533 x 330 x 102 (21 x 13 x 4)	533 x 330 x 224 (21 x 13 x 8,8)	14,2 (15)	3000 (2 X 1500)	120	12,5	90,8 (24)
DM30WW-3S				3000 (2 X 1500)	240	6,25	90,8 (24)
DM15XX-3S				1500	240	6,25	45,4 (12)
DM18XX-1D	533 x 330 x 152 (21 x 13 x 6)	533 x 330 x 224 (21 x 13 x 8,8)	19,9 (21)	1800	120	15,00	53 (14)
DM30XX-2S				3000 (2 X 1500)	208	7,21	90,8 (24)
DM30XX-3S				3000 (2 X 1500)	240	6,25	90,8 (24)

## Accessories

Part No.	Description
A-450-313	Small Float for Evapoway Tubular Pans. Fits pan sizes T, S, WS, and WWS
A-450-314	Large Float for Evapoway Tubular Pans. Fits Pan Sizes M, W, and WW
A-450-315XL	Extra-Large Float for Evapoway Tubular Pans. Fits pan sizes X, XX, and XY

## EVAPOWAY™ PTC CONDENSATE EVAPORATOR PANS

### Features & Benefits

- ▶ Positive Thermal Coefficient (PTC) heating element
- ▶ Positive evaporation
- ▶ No electro-mechanical components which reduce potential field failures
- ▶ Suitable for low flashpoint refrigerants
- ▶ Space-saving, low-profile design

### Specifications

**Pan Construction:** Corrosion resistant  
22-gauge stainless steel

**Voltage:** 120 or 240 VAC

**Wattage\*:** Up to 1000 watts

\*nominal power rating in 100°C (212°F) water

**Tolerance:** +5%; -20%

**Power Cord:** 914 mm (36 in) long

- 120 VAC includes standard 3-prong plug (NEMA 5-15)

- 240 VAC has bare wire leads

- Other lengths and terminations available upon request



**NEW!**



### Ordering Information

Part No.	Nominal Pan Size L x W x H mm (in)	Nominal Assembly Size L x W x H mm (in)	Capacity l (qt)	Watts	Volts	Amps	Maximum Dissipation Rate l (gal) per day
PTC04T-1	254 x 178 x 64	305 x 178 x 76	1,7 (1,75)	400	120	3,33	13,2 (3,5)
PTC04T-3	(10 x 7 x 2,5)	(12 x 7 x 3)		400	240	1,67	13,2 (3,5)
PTC04Q-1	254 x 178 x 102	305 x 178 x 114	2,6 (2,8)	400	120	3,33	13,2 (3,5)
PTC04Q-3	(10 x 7 x 4)	(12 x 7 x 4,5)		400	240	1,67	13,2 (3,5)
PTC04S-1				400	120	3,33	13,2 (3,5)
PTC04S-3	330 x 178 x 64	368 x 178 x 76	2,2 (2,3)	400	240	1,67	13,2 (3,5)
PTC05S-1	(13 x 7 x 2,5)	(14,5 x 7 x 3)		500	120	4,17	15,1 (4)
PTC05S-3				500	240	2,08	15,1 (4)
PTC04M-1				400	120	3,33	13,2 (3,5)
PTC04M-3	330 x 178 x 102	356 x 178 x 114	3,8 (4)	400	240	1,67	13,2 (3,5)
PTC05M-1	(13 x 7 x 4)	(14 x 7 x 4,5)		500	120	4,17	15,1 (4)
PTC05M-3				500	240	2,08	15,1 (4)
PTC04Y-1				400	120	3,33	13,2 (3,5)
PTC04Y-3	330 x 178 x 152	356 x 178 x 165	6,2 (6,6)	400	240	1,67	13,2 (3,5)
PTC05Y-1	(13 x 7 x 6)	(14 x 7 x 6,5)		500	120	4,17	15,1 (4)
PTC05Y-3				500	240	2,08	15,1 (4)
PTC04WS-1				400	120	3,33	13,2 (3,5)
PTC04WS-3				400	240	1,67	13,2 (3,5)
PTC05WS-1	330 x 250 x 64	368 x 262 x 76	4,1 (4,3)	500	120	4,17	15,1 (4)
PTC05WS-3	(13 x 10 x 2,5)	(14,5 x 10,3 x 3)		500	240	2,08	15,1 (4)
PTC10WS-1				1000	120	8,33	30,3 (8)
PTC10WS-3				1000	240	4,17	30,3 (8)
PTC04W-1				400	120	3,33	13,2 (3,5)
PTC04W-3				400	240	1,67	13,2 (3,5)
PTC05W-1	330 x 254 x 102	356 x 262 x 76	6 (6,3)	500	120	4,17	15,1 (4)
PTC05W-3	(13 x 10 x 4)	(14 x 10,3 x 3)		500	240	2,08	15,1 (4)
PTC10W-1				1000	120	8,33	30,3 (8)
PTC10W-3				1000	240	4,17	30,3 (8)

## Ordering Information

Part No.	Nominal Pan Size L x W x H mm (in)	Nominal Assembly Size L x W x H mm (in)	Capacity l (qt)	Watts	Volts	Amps	Maximum Dissipation Rate l (gal) per day
PTC04X-1				400	120	3,33	13,2 (3,5)
PTC04X-3				400	240	1,67	13,2 (3,5)
PTC05X-1	330 x 254 x 152	356 x 262 x 165	9,5 (10)	500	120	4,17	15,1 (4)
PTC05X-3	(13 x 10 x 6)	(14 x 10,3 x 6,5)		500	240	2,08	15,1 (4)
PTC10X-1				1000	120	8,33	30,3 (8)
PTC10X-3				1000	240	4,17	30,3 (8)
PTC04XY-1				400	120	3,33	13,2 (3,5)
PTC40XY-3				400	240	1,67	13,2 (3,5)
PTC05XY-1	533 x 152 x 152	559 x 160 x 165	8,5 (9)	500	120	4,17	15,1 (4)
PTC05XY-3	(21 x 6 x 6)	(22 x 6,3 x 6,5)		500	240	2,08	15,1 (4)
PTC07XY-1				750	120	6,25	20,8 (5,5)
PTC07XY-3				750	240	3,13	20,8 (5,5)
PTC04WWS-1				400	120	3,33	13,2 (3,5)
PTC04WWS-3				400	240	1,67	13,2 (3,5)
PTC05WWS-1				500	120	4,17	15,1 (4)
PTC05WWS-3	533 x 330 x 64	584 x 330 x 76	6,6 (7)	500	240	2,08	15,1 (4)
PTC07WWS-1	(21 x 13 x 2,5)	(23 x 13 x 3)		750	120	6,25	20,8 (5,5)
PTC07WWS-3				750	240	3,13	20,8 (5,5)
PTC10WWS-1				1000	120	8,33	30,3 (8)
PTC10WWS-3				1000	240	4,17	30,3 (8)
PTC04WW-1				400	120	3,33	13,2 (3,5)
PTC04WW-3				400	240	1,67	13,2 (3,5)
PTC05WW-1	533 x 330 x 102	584 x 330 x 114 23 x	14,2 (15)	500	120	4,17	15,1 (4)
PTC05WW-3	(21 x 13 x 4)	(13 x 4,5)		500	240	2,08	15,1 (4)
PTC10WW-1				1000	120	8,33	30,3 (8)
PTC10WW-3				1000	240	4,17	30,3 (8)
PTC04XX-1				400	120	3,33	13,2 (3,5)
PTC04XX-3				400	240	1,67	13,2 (3,5)
PTC05XX-1				500	120	4,17	15,1 (4)
PTC05XX-3	533 x 330 x 152	559 x 330 x 165	19,9 (21)	500	240	2,08	15,1 (4)
PTC07XX-1	(21 x 13 x 6)	(22 x 13 x 6,5)		750	120	6,25	20,8 (5,5)
PTC07XX-3				750	240	3,13	20,8 (5,5)
PTC10XX-1				1000	120	8,33	30,3 (8)
PTC10XX-3				1000	240	4,17	30,3 (8)

## EASY WAYS TO ORDER

1. Contact your local distributor. Check BriskHeat.com to locate a local distributor.
2. Call BriskHeat® at 800-848-7673 or 614-294-3376. We have a staff of application specialists to solve your unique needs.
3. Order online at BriskHeat.com - 24/7.

## PAYMENT TERMS

### Credit Card Options



### Net 30 Option

Net 30 Terms are available to qualified companies. Please contact your Account Manager for additional details.

# YOUR SPEC OUR TECH

BriskHeat has been meeting a diverse range of industrial heating needs since 1949. BriskHeat designs and manufactures flexible heating elements, control systems, and accessories that provide custom solutions for process heating, freeze protection, viscosity control, and condensation prevention.

BriskHeat's products are utilized in all types of markets from petrochemicals and semiconductors to food processing and biotech. And BriskHeat is THE WORLDWIDE leader in flexible surface heat trace products that meet the needs of global customers in virtually every industry.



**BriskHeat®**

4800 Hilton Corporate Drive  
Columbus, OH 43232  
800-848-7673 | 614-294-3376  
BriskHeat.com  
bhsales1@briskheat.com

## GLOSSARY OF TERMS

**Ampere** – Unit of current (flow)  $I=E/R$

**AC** – Alternating current.

**Ampacity** – Current-carrying capacity of the conductor under stated thermal conditions.

**Conductor** – Current-carrying, non-heat producing component of a heating element.

**Conduction** – Transfer of energy within or between two bodies in physical contact.

**Convection** – Movement of a mass with its associated energy (liquid or gas) from one location to another.

**DC** – Direct current.

**Dielectric Strength** – Ability of the electrical insulation to withstand an applied voltage.

**Dielectric Breakdown** – Voltage at which the dielectric strength of the insulating material falls below an acceptable level.

**Differential** – For an on/off controller, it refers to the temperature difference between the temperature at which the heat is turned back on. It is expressed in degrees.

**Ground** – Conducting connection between an electrical circuit or equipment and the earth or some conducting body.

**Hazardous Location** – Locations are classified depending on the properties of the flammable vapors, gases, combustible dusts, or fibers which may be present; and the likelihood that a flammable or combustible concentration of quantity is present.

**Heat** – Energy in transition, or transfer, from one body to another by virtue of temperature difference existing between the bodies.

**Heater** – A completed, usable assembly containing one or more elements.

**Heating Element** – A resistor encased in an acceptable insulating material covered with a protective sheath.

**Heat of Fusion** – Heat necessary to change solid to liquid. Heat of Vaporization – Heat necessary to change solid to gas.

**Hertz** – Unit of frequency of charge reversal for alternating current.

**Hi-Pot** – High voltage quality assurance test performed on electrical components and systems.

**Hysteresis** – Temperature sensitivity designed into the on/off control action between the on and off switching points. Expressed in percentage of control range or degree value. Also known as dead band.

**Impedance Heat** – System in which heat is generated in a pipeline or vessel wall by causing current to flow through the pipeline or vessel wall by direct connection to an AC voltage source from a dual-winding transformer.

**Insulation** – Any material that retards the transfer of heat to the environment or other components.

**Insulation Resistance** – Ability of the insulation to resist the percentage of current.

**Leakage** – Undesirable passage of current flow through or over the surface of an insulator.

**Leakage Current** – Total electrical current flow from the resistor, through or around the insulation, to a point external to the resistor when the element is energized.

**OHM** – Electrical unit of resistance (R)  $R=E/I$

**Parallel Circuit** – Circuit in which the identical voltage is presented to all components. And the current divides among the components, according to the resistance or the impedance of components.

**Radiation** – Transfer of energy from one body to another through space by electromagnetic wave phenomena.

**Rating** – Performance characteristic of an element or heater. Is normally expressed in power output (watts) for a specific input voltage.

**Resistor** – The heat-producing component of an element.

**Series Circuit** – Circuit in which the components are arranged end to end to form a single path for current.

**Single Phase** – System energized from a single alternating voltage.

**Specific Heat** – Heat energy in BTUs required to change the temperature of one pound of a substance by 1°F.

**Specific Gravity (Gas)** – Ratio of the density of a gas to the density of air at 60°F and 14,7 PSIA.

**Specific Gravity (Liquid)** – Ratio of the density of a liquid to the density of water at 60°F and 14,7 PSIA.

**Thermal Resistance** – Property that opposes the flow of heat (energy) through the material.

**Terminal** – Device or point at which external power is connected.

**Three Phase** – System energized from three substantially equal voltages that differ in phase by one-third cycle or 120°.

**Volt** – Unit of electrical potential. 1 volt is the amount of potential that will cause one ampere of current in one OHM of resistance  $E=IR$

**Watt** – Unit of electrical power. One watt is equivalent to the power represented by one ampere of current flowing across the electrical potential of one volt.  $W=EI$

**Watt Density** – Output of the element or the resistor in watts per square inch of surface. On heating cable elements, watt density is expressed in watts per foot of cable.

# General Heating Application Questionnaire: Part I

BriskHeat

Company: \_\_\_\_\_

Contact Name: \_\_\_\_\_

Address: \_\_\_\_\_

Phone Number: \_\_\_\_\_ Email or Fax: \_\_\_\_\_

Application: \_\_\_\_\_

Industry: \_\_\_\_\_

Is this an OEM application:  Yes  No

## PART A: CONTAINER/OBJECT TO BE HEATED

Container/object that needs heat: \_\_\_\_\_

Dimensions of container/object: (please include attachment of drawing or sketch)

Preferred UOM:  Inches  mm

Cylinder:

Rectangle:

Diameter: \_\_\_\_\_ Length: \_\_\_\_\_ Length: \_\_\_\_\_ Width: \_\_\_\_\_ Height: \_\_\_\_\_

Multiple Objects with Varying Dimensions

Object Wall Thickness: \_\_\_\_\_

Are there any obstructions or clearance issues that may restrict heater placement?  Yes  No If yes, please provide documentation.

Material of container/object:

Steel  Stainless Steel  HDPE  HDPE  PP  PVC  Other (Please Specify): \_\_\_\_\_

Content name: \_\_\_\_\_ Flow rate: \_\_\_\_\_

Specific Heat: \_\_\_\_\_ Units: \_\_\_\_\_ Density: \_\_\_\_\_ Units: \_\_\_\_\_

Beginning State:  Gas  Liquid  Solid Desired End State:  Gas  Liquid  Solid

## PART B: ENVIRONMENT

Unit of Measure:  °F  °C

Ambient Temperature: Maximum: \_\_\_\_\_ ° Minimum: \_\_\_\_\_ °

Environment: (Check all that apply)  Indoor  Outdoor Wind Speed: \_\_\_\_\_  Moisture  Chemical

Hazardous-Area: Class: \_\_\_\_\_ Division: \_\_\_\_\_ Group: \_\_\_\_\_

Clean-Room: Class: \_\_\_\_\_  Other: \_\_\_\_\_

## PART C: HEAT REQUIREMENTS

Unit of Measure:  °F  °C

Starting Content/Object Temperature: \_\_\_\_\_ °

Heat Up To: \_\_\_\_\_ ° Within \_\_\_\_\_ Hour(s)

Maintain At: \_\_\_\_\_ ° But Never Below: \_\_\_\_\_ ° And Never Above: \_\_\_\_\_ °

Will you provide insulation:  Yes  No Type: \_\_\_\_\_ Thickness: \_\_\_\_\_

Will it cover all surfaces:  Yes  No Details: \_\_\_\_\_



### PART D: POWER REQUIREMENTS

Voltage:  120VAC  208VAC  240VAC  277VAC  480VAC  600VAC  Other: \_\_\_\_\_

Phase:  Single  3-Phase (WYE)  3-Phase (Delta)  Other: \_\_\_\_\_

Frequency:  60 Hz  50 Hz  DC  Other: \_\_\_\_\_

Grounded:  Yes  No

Plug Preference:  3-prong NEMA 5-15  Bare Wire  Other (Specify): \_\_\_\_\_

### PART E: HEATER CONSTRUCTION REQUIREMENTS

Do you have certain product specifications that must be satisfied with this heater, or system?  Yes  No, please recommend

Preferred product type (heating tape, etc.): \_\_\_\_\_

Other specifications: \_\_\_\_\_

See checklists below for custom products specified:

- |   |   |
|---|---|
| SA-05-0017U Composite blanket design    | SA-05-0043U Aluminum foil design        |
| SA-05-0018U Custom cloth design         | SA-05-0045U Circulation heater design   |
| SA-05-0022U Custom silicone design      | SA-05-0046U Process immersion design    |
| SA-05-0033U Etched foil design          | SA-05-0049U SRW economy silicone design |
| SA-05-0041U Cartridge heater design     | SA-05-0050U Immersion heater design     |
| SA-05-0042U Mica band and nozzle design | SA-05-0051U Screw plug heater design    |

### PART F: TEMPERATURE CONTROL DEVICE REQUIREMENTS

Would you like BriskHeat to recommend a temperature control solution?  Yes  No

If no, please describe the temperature control device that will be used (type of sensor, model, etc.):

\_\_\_\_\_

Distance from temperature controller to proposed heating device: \_\_\_\_\_

Do you intend to connect the temperature controller to a computer?  Yes  No  Do not know

### PART G: ADDITIONAL COMMENTS

Customer Signature: \_\_\_\_\_ Date: \_\_\_\_\_

Thank you for filling out this questionnaire. Please submit it to the factory or your local representative for a recommendation.

## STANDARD TERMS AND CONDITIONS OF SALE

### Sales Contract

1. Sale of any equipment, parts, or services described or referred to in any quotation, proposal, bid or similar communication at the quoted prices is expressly condition upon the terms and conditions set forth below. Any order for or any statement of intent to purchase any such equipment, parts, or service, or any direction to proceed with engineering, procurement, manufacture or shipment, shall constitute assent to said terms and conditions and a representation that the Customer is solvent. Any additional or different terms or conditions set forth in any such communication from the Customer are hereby objected to by BriskHeat and shall not be effective or binding unless assented to in writing by authorized representative of BriskHeat.

### Terms

2. Customer will be invoiced for the full purchase price of equipment, parts, and services upon delivery of same. All cable shipments within  $\pm 10\%$  will be considered complete.
3. Unless otherwise specifically agreed to in a writing signed by BriskHeat, full payment is due immediately from date of invoice.
4. BriskHeat reserves the right to invoice for partial shipments unless specifically stated that no partials are allowed by the Customer.
5. BriskHeat reserves the right to assess a monthly service charge of one and one-half percent (1½%) of the amount of any past due invoice.

### Prices

6. Prices quoted will remain in effect 60 days from date of quotation unless otherwise specifically provided.
7. Upon receipt of invoices and in accordance with the terms set forth in paragraph 3, Customer will pay BriskHeat, in addition to the purchase price, amounts equal to any and all freight charges, pallet charges, and any and all taxes, however designated, including state and local privilege, excise, sales and franchise taxes.
8. Unless specifically stated, the prices quoted by BriskHeat shall not include delivery charges.

### Delivery

9. All shipping dates are subject to confirmation at the time the Customer's purchase order is received by BriskHeat and will be based on BriskHeat's shipping commitments at that time.

### Time for Dispatch of Goods

10. Shipping dates are quoted in good faith. If, after receipt of the Customer's purchase order, BriskHeat shall have quoted a time which goods will be dispatched or work completed, that time shall begin to run from the date upon which BriskHeat receives all information, drawings or other material which, in its opinion, are necessary to enable it to proceed with the work. All such quoted times, shall be extended by as long as BriskHeat considers reasonably necessary if any delay in dispatching the goods or completing the work shall be due, in whole or in part, to instructions or lack of instructions from the Customer; non-delivery of material by other parties; or fire, strike, civil or military authority, war, hostilities, governmental action, foreign or domestic embargoes, seizure, act of God, insurrection, failure of suppliers to make delivery as scheduled, or any other causes whatsoever beyond the reasonable control of BriskHeat, whether affecting transportation or production of said equipment, parts or services, or any one or more components used in or connected with production of equipment, parts, or service. BriskHeat shall not be liable for any loss or damage due to any such delay in or failure to make delivery.
11. In the event that Customer in writing requests a delay in the shipping date or requests in writing deferred delivery after BriskHeat has placed Customer's order with BriskHeat's suppliers, BriskHeat shall, upon completion of such equipment, place it in storage for a reasonable length of time. After storage for a period of three (3) months, Customer's order will be shipped. In such event, the storage date shall be deemed to be the date of delivery. In the event of delayed shipping date or deferred delivery, BriskHeat reserves the right to revise the prices charged the Customer as BriskHeat, in its sole discretion, deems reasonable necessary. Orders may not be canceled except upon BriskHeat's written approval which shall be subject to the Purchaser's payment of BriskHeat's reasonable cancellation charges. Such charges shall include all reasonable costs incurred by BriskHeat in preparing to meet the Purchaser's anticipated delivery schedule. These include, without limitation, commitments by BriskHeat to its suppliers, and the cost of inventory (raw materials, work in progress, and finished goods) allocated to the Purchaser's order together with a reasonable allowance for prorated expenses and anticipated profits.
12. Unless otherwise specified, all transportation charges will be prepaid by BriskHeat and billed to the Customer. Shipment will normally be made via the most economical means and routing consistent with the handling requirements for the type of equipment involved. BriskHeat reserves the right to select the means of transportation and the routing.

### Warranty

13. **Warranty.** The BriskHeat Corporation (hereinafter referred as ("BriskHeat")) warrants to the original purchaser for the period of eighteen (18) months from date of shipment or twelve (12) months from date of installation, whichever comes first, that the products manufactured by BriskHeat: (A) conform to the description and specifications as set forth in BriskHeat's current catalogue or in the quotation and drawings submitted by BriskHeat; and (B) are free from defects in materials and workmanship under prescribed use and service.

**Remedy.** BriskHeat's obligation and the exclusive remedy under this warranty shall be limited to the repair or replacement, at BriskHeat's option, of any parts of the product which may prove defective under prescribed use and service within eighteen (18) months from date of shipment or twelve (12) months from date of installation, whichever comes first, and which, following BriskHeat's examination, is determined by BriskHeats to be defective under conditions described herein: provided, BriskHeat has, at its option, a representative of BriskHeat present at start-up. BriskHeat shall not be liable for any incidental, consequential or special damages arising from any breach of warranty, breach of contract, negligence, or any other legal theory, including but not limited to, loss of use of parts or equipment or any associated equipment, cost of capital, cost of any substitute equipment, facilities or services, overhead, downtime costs, or claims of customer of purchaser for such damages. This remedy does not include labor costs for installation or removal of the equipment or parts covered by this warranty, and BriskHeat shall not be responsible for such labor costs.

**Limitation.** This warranty shall not apply to any product or part thereof which has been subject to accident, negligence, alteration, damage during shipment, improper service, abuse, or misuse, including but not limited to use beyond rated capacity. BriskHeat makes no warranty whatsoever with respect to accessories or parts not supplied or manufactured by BriskHeat. BriskHeat's obligation under this warranty shall be conditioned upon BriskHeat's receiving written notice of any defect within fifteen (15) days after its discovery, and, at BriskHeat's option, return of such equipment or parts prepaid to its factory at 4800 Hilton Corporate Drive, Columbus, Ohio 43232.

**Disclaimer.** **BRISKHEAT MAKES NO WARRANTY WHATSOEVER, EXPRESS OR IMPLIED, EXCEPT AS IS EXPRESSLY SET FORTH ABOVE. NO AGENT, EMPLOYEE OR REPRESENTATIVE OF BRISKHEAT HAS ANY AUTHORITY TO BIND BRISKHEAT TO ANY AFFIRMATION, REPRESENTATION OR WARRANTY COVERING THE SALE OF ANY PRODUCT, AND UNLESS SUCH AFFIRMATION, REPRESENTATION OR WARRANTY MADE BY AN AGENT, EMPLOYEE OR REPRESENTATIVE IS SPECIFICALLY ENDORSED IN WRITING BY BRISKHEAT, IT SHALL NOT BE ENFORCEABLE BY ANY BUYER. BRISKHEAT MAKES NO EXPRESS OR IMPLIED WARRANTY OF MERCHANTABILITY AND NO EXPRESS OR IMPLIED WARRANTY OF FITNESS FOR PARTICULAR PURPOSE, EXCEPT AS IS EXPRESSLY SET FORTH ABOVE. BriskHeat SHALL NOT BE LIABLE FOR CONSEQUENTIAL, INCIDENTAL OR SPECIAL DAMAGES.**

This warranty allocates risk between the purchaser and BriskHeat as authorized by the Uniform Commercial Code and other applicable law.

### Returning Of Product

14. Authorization and shipping instructions for the return of any product must be obtained by the Purchaser from BriskHeat before returning the product. Product must be returned with complete identification in accordance with our return goods authorization instructions or it will be refused and returned at Purchaser's expense. If a Purchaser requests authorization to return product for reasons of his/her own, a restocking charge will apply. No returned goods will be restocked for credit if not a stock item.

### Cancellation

15. Following BriskHeat's receipt of the Customer's purchase order, such order may not be cancelled without the written consent of BriskHeat. BriskHeat shall have the absolute right to cancel and refuse to complete the order:
  - (1) if, at any time, all terms and conditions governing this order are not strictly complied with by the Customer.
  - (2) if, the Customer shall make or offer to make any arrangement or composition with creditors or commit any act of bankruptcy, or if, being a limited company, the Customer shall go into liquidation, whether compulsory or voluntary, not being a voluntary liquidation for the purpose of amalgamation or reconstruction, or suffer the appointment of a receiver if its undertaking, property or assets of any part thereof.
  - (3) if, at any time, the Customer becomes bankrupt, or insolvent, or, if legal process shall be levied upon any of Customer's property, or,
  - (4) if the Customer fails to post security within twenty-one (21) days after BriskHeat has requested same based on a good faith-doubt of the Customer's ability to make prompt payment. In the event of such a cancellation, and without prejudice to BriskHeat's other remedies, BriskHeat shall have the right to indemnification for any or all cost incurred to the date of cancellation in performing the order (including the cost of any engineering studies and/or special patterns) and for the loss of profit resulting from such cancellation. BriskHeat shall have the right, at it's option, to waive its rights to indemnification with regard to any item scheduled for completion within sixty (60) days following the date of cancellation and to complete such items and request full payment for same. BriskHeat shall have no responsibility or liability to the Customer except for the return of any excess of the Customer's partial payments on the order less the foregoing costs and loss of profit.

### Substitutes and Modification

16. BriskHeat may modify or substitute goods provided the modified or substituted goods comply with applicable specifications.

### Inspection and Acceptance

17. The goods covered by this contract shall be deemed finally inspected and accepted within two (2) weeks from the date of shipment unless written notice of rejection or any claim is delivered to BriskHeat within that period. Acceptance as aforesaid shall constitute acknowledgment of full performance by BriskHeat of all its obligations hereunder except as further stated under the paragraph entitled "Warranties," "Remedies" and "Damages".

### Contract

18. In accordance with paragraph 1 above, these Standard terms and Conditions are intended by the parties as a final expression of their agreement and as complete and exclusive statement of the terms of any agreement. No agent, employee, or representative of BriskHeat has any authority to bind BriskHeat to any affirmation representation or warranty concerning the product sold other than as stated in these Standard Terms and Conditions.
19. Any agreement between BriskHeat and Customer can be modified or rescinded only by a writing signed by both of the parties or their duly authorized agents.
20. Remedies of Customer provided herein are the exclusive and sole remedies of Customer.

### Correction of Errors

21. BriskHeat reserves the right to correct any obvious errors in specifications or prices.

# BriskHeat Company Timeline

**1949** "Briscoe Manufacturing Company" Launched Heating Tapes

**1950** Launched Cloth Heating Jackets

**1957** Launched Silicone Rubber Extruded Tapes, Blankets, and BSAT Heating Tapes with Controllers

**1971** Utilized PTFE and Silicone Coating on Products

**1972** Launched Heating Cable

**1977** Launched Silicone Rubber Drum Heaters and ACR Composite Hot Bonders

**1981** Acquired "BriskHeat" Registered Trademark

**1999** Patent Issued for Grounded Heating Element

**2001** Opened US Call Center

**2005** Launched Wrap-Around IBC/Tote Tank Heaters

**2006** Launched HSAT Silicone Rubber Heating Tape with Adjustable Thermostat Control

**2008** Opened Online Store

**2009** ISO9001:2008 Quality Management Certification for BriskHeat USA

**2010** Opened BriskHeat Vietnam Production Facility

**2011** Opened Taiwan Sales Office

**2012** ISO9001:2008 Quality Management Certification for BriskHeat Vietnam

**2014** Opened BriskHeat Shenzhen Sales Office

**2015** Opened France and Germany Sales Offices

**2016** Moved Global Headquarters and Manufacturing to 4800 Hilton Corporate Drive, Columbus OH 43232

**2017** Named to Inc. Magazine's 5000 list of Fastest Growing Private Companies in America

**2018** Became part of NIBE Industrier AB

**2019** Launched LYNX® Temperature Control System  
Launched ATEX Drum, Tote Tank Heaters, and Bottle Warmers

**2020** ISO 14001:2015 was achieved

**2021** Launched Silver-Series 2  
Named to 101 Best Ohio Industrial Manufacturing Companies

**2022** Opened BriskHeat Costa Rica Production Facility



# BriskHeat®

## International Locations

### US Worldwide Headquarters

4800 Hilton Corporate Drive  
Columbus, Ohio 43232  
800-848-7673  
614-294-3376  
bhtsales1@briskheat.com

### Costa Rica

Alajuela City  
San Antonio de Alajuela  
Province, Costa Rica  
(Manufacturing Only)

### Vietnam

Long Binh Ward Bien Hoa  
Dong Nai Province, Vietnam  
(Manufacturing Only)

### China

Shenzhen  
+86 755-2519-2767  
  
Mianyang/Wuhan/Xiamen  
+86 177-2253-9196

### Taiwan

Hsinchu  
+886 3-667-6778

### Europe

France  
+ 49 152 57054916  
  
Germany  
+49 151 21666127

For a list of BriskHeat's worldwide sales offices,  
distribution partners, and sales representatives,  
please visit [www.briskheat.com/locations](http://www.briskheat.com/locations)